

# CERTIFICATE OF CALIBRATION

ISSUED BY **UL VS LTD**

DATE OF ISSUE: 12/Apr/2018

CERTIFICATE NUMBER : 12134278JD01C



5248

UL VS LTD  
PAVILION A  
ASHWOOD PARK, ASHWOOD WAY  
BASINGSTOKE, HAMPSHIRE  
RG23 8BG, UK  
TEL: +44 (0) 1256 312000  
FAX: +44 (0) 1256 312001  
Email: LST.UK.Calibration@ul.com



Page 1 of 10

**APPROVED SIGNATORY**

A handwritten signature in black ink, appearing to read 'M. Naseer'.

.....  
Naseer Mirza

## Customer :

UL VS Inc  
47173 Benicia Street  
Fremont, CA 94538, USA

## Equipment Details:

Description:	Dipole Validation Kit	Date of Receipt:	10/Apr/2018
Manufacturer:	Speag		
Type/Model Number:	D1900V2		
Serial Number:	5d140		
Calibration Date:	11/Apr/2018		
Calibrated By:	Chanthu Thevarajah Senior Engineer		

Signature:

A handwritten signature in black ink, appearing to be a stylized 'C' followed by 'T'.

.....

All Calibration have been conducted in the closed laboratory facility: Lab Temperature (22±3) °C and humidity < 70%

This certificate is issued in accordance with the laboratory accreditation requirements of the United Kingdom Accreditation Service. It provides traceability of measurement to the SI system of units and/or to units of measurement realised at the National Physical Laboratory or other recognised national metrology institutes. This certificate may not be reproduced other than in full, except with the prior written approval of the issuing laboratory.

Use of the UKAS mark demonstrates that compliance with the requirements of BS/EN/ISO/IEC 17025 has been independently assessed.

# CERTIFICATE OF CALIBRATION

## ISSUED BY UL VS LTD

UKAS Accredited Calibration Laboratory No. 5248

CERTIFICATE  
NUMBER :  
12134278JD01C

Page 2 of 10

The calibration methods and procedures used were as detailed in:

1. **IEC 62209-1:2016:** Procedure to determine the specific absorption rate (SAR) for hand-held devices used in close proximity to the ear (frequency range of 300 MHz to 3 GHz)
2. **IEC 62209-2:2010:** Procedure to determine the specific absorption rate (SAR) for wireless communication devices used in close proximity to the human body (frequency range of 30 MHz to 6 GHz)
3. **IEEE 1528: 2013:** IEEE Recommended Practice for Determining the Peak Spatial-Average Specific Absorption Rate (SAR) in the Human Head from Wireless Communication Devices: Measurement Techniques
4. FCC KDB Publication Number: “**KDB865664 D01 SAR Measurement 100 MHz to 6 GHz**”
5. **SPEAG DASY4/ DASY5 System Handbook**

The measuring equipment used to perform the calibration, documented in this certificate has been calibrated in accordance with the manufacturers' recommendations, and is traceable to recognized national standards.

UL No.	Instrument	Manufacturer	Type No.	Serial No.	Date Last Calibrated	Cal. Interval (Months)
A2110	Data Acquisition Electronics	SPEAG	DAE4	431	08 Nov 2017	12
A2077	Probe	SPEAG	EX3DV4	3814	28 Sep 2017	12
A1237	Dipole	SPEAG	D1900V2	540	20 Sep 2018	12
PRE0151451	Power Monitoring Kit	Art-Fi SAS	ART 100850-01	0001	Cal as part of System	12
PRE0151441	Power Sensor	Rhode & Schwarz	NRP8S	102481	05 Feb 2018	12
M1015	Network Analyser	Agilent Technologies	8753ES	US39172406	12 Oct 2017	12
PRE0151154	Network Analyser	Rhode & Schwarz	ZND8	100151	14 Dec 2017	12
PRE0151877	Calibration Kit	Rhode & Schwarz	Z135	102947-Bt	09 May 2017	12
M1838	Signal Generator	Rhode & Schwarz	SME06	831377/005	22 Mar 2018	12

# CERTIFICATE OF CALIBRATION

## ISSUED BY UL VS LTD

UKAS Accredited Calibration Laboratory No. 5248

CERTIFICATE  
NUMBER :  
12134278JD01C

Page 3 of 10

### SAR System Specification

Robot System Positioner:	Stäubli Unimation Corp. Robot Model: TX60L
Robot Serial Number:	F14/5T5ZA1/A/01
DASY Version:	DASY 52 (v52.8.8.1258)
Phantom:	Flat section of SAM Twin Phantom
Distance Dipole Centre:	10 mm (with spacer)
Frequency:	1900 MHz

### Dielectric Property Measurements – Head Simulating Liquid (HSL)

Simulant Liquid	Frequency (MHz)	Room Temp		Liquid Temp		Parameters	Target Value	Measured Value	Uncertainty (%)
		Start	End	Start	End				
Head	1900	22.0 °C	22.0 °C	24.0°C	22.0°C	$\epsilon_r$	40.00	39.15	± 5%
						$\sigma$	1.40	1.39	± 5%

### SAR Results – Head Simulating Liquid (HSL)

Simulant Liquid	SAR Measured	250 mW input Power	Normalised to 1.00 W	Uncertainty (%)
Head	SAR averaged over 1g	9.78 W/Kg	<b>38.93 W/Kg</b>	± 17.57%
	SAR averaged over 10g	5.06 W/Kg	<b>20.14 W/Kg</b>	± 17.32%

### Antenna Parameters – Head Simulating Liquid (HSL)

Simulant Liquid	Parameter	Measured Level	Uncertainty (%)
Head	Impedance	49.954 $\Omega$ -4.22 j $\Omega$	± 0.28 $\Omega$ ± 0.044 j $\Omega$
	Return Loss	27.13	± 2.03 dB

# CERTIFICATE OF CALIBRATION

## ISSUED BY UL VS LTD

UKAS Accredited Calibration Laboratory No. 5248

CERTIFICATE  
NUMBER :  
12134278JD01C

Page 4 of 10

### Dielectric Property Measurements – Body Simulating Liquid (MSL)

Simulant Liquid	Frequency (MHz)	Room Temp		Liquid Temp		Parameters	Target Value	Measured Value	Uncertainty (%)
		Start	End	Start	End				
Body	1900	22.0 °C	22.0 °C	21.5°C	21.5°C	$\epsilon_r$	53.30	51.78	± 5%
						$\sigma$	1.52	1.57	± 5%

### SAR Results – Body Simulating Liquid (MSL)

Simulant Liquid	SAR Measured	250 mW input Power	Normalised to 1.00 W	Uncertainty (%)
Body	SAR averaged over 1g	10.30 W/Kg	<b>41.00 W/Kg</b>	± 18.06%
	SAR averaged over 10g	5.29 W/Kg	<b>21.05 W/Kg</b>	± 17.44%

### Antenna Parameters – Body Simulating Liquid (MSL)

Simulant Liquid	Parameter	Measured Level	Uncertainty (%)
Body	Impedance	52.40 $\Omega$ -5.72 j $\Omega$	± 0.28 $\Omega$ ± 0.044 j $\Omega$
	Return Loss	23.22	± 2.03 dB

# CERTIFICATE OF CALIBRATION

## ISSUED BY UL VS LTD

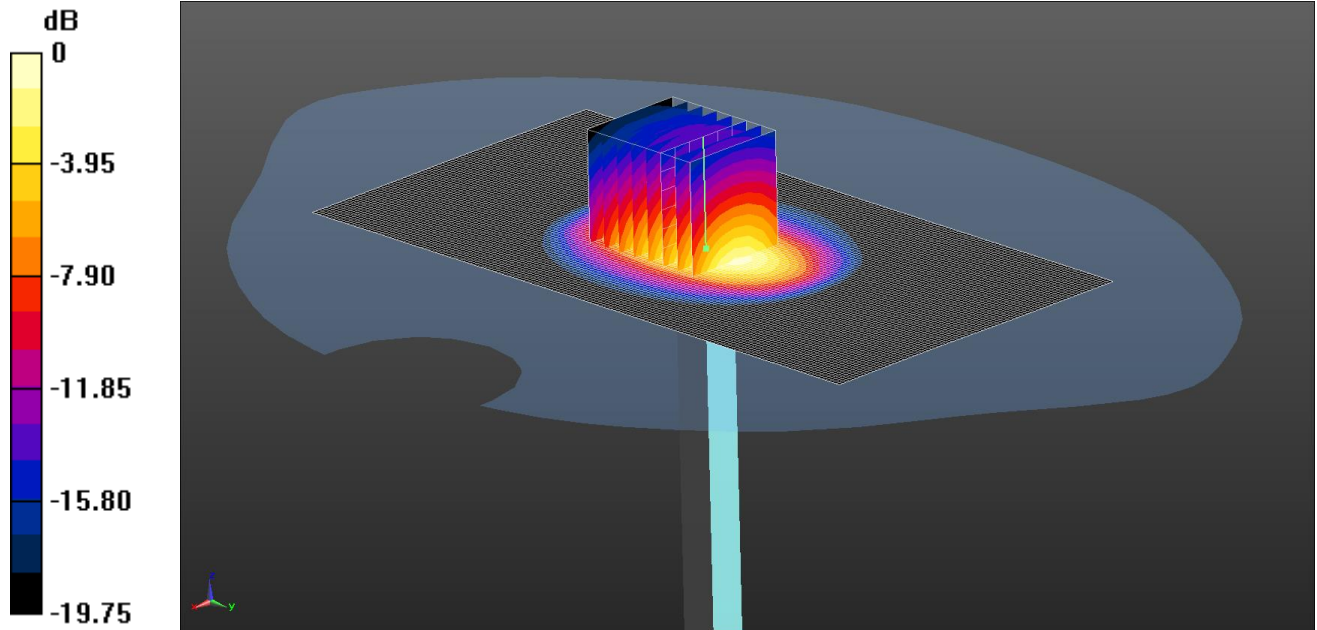
UKAS Accredited Calibration Laboratory No. 5248

CERTIFICATE  
NUMBER :  
12134278JD01C

Page 5 of 10

### DASY Validation Scan for Head Stimulating Liquid (HSL)

DUT: D1900V2 - SN5d140; Type: D1900V2; Serial: SN5d140



0 dB = 12.4 W/kg = 10.93 dBW/kg

Communication System: UID 0, CW (0); Frequency: 1900 MHz; Duty Cycle: 1:1  
Medium: 1900 MHz MSL Medium parameters used:  $f = 1900$  MHz;  $\sigma = 1.392$  S/m;  $\epsilon_r = 39.154$ ;  $\rho = 1000$  kg/m<sup>3</sup>  
Phantom section: Flat Section

DASY4 Configuration:

- Probe: EX3DV4 - SN3814; ConvF(7.84, 7.84, 7.84); Calibrated: 28/09/2017;
- Sensor-Surface: 3mm (Mechanical Surface Detection)
- Electronics: DAE4 Sn431; Calibrated: 08/11/2017
- Phantom: SAM (20deg probe tilt) with CRP v5.0; Type: QD000P40CC; Serial: TP:1832
- ; SEMCAD X Version 14.6.10 (7372)

**SAR/d=10mm, Pin=250mW/Area Scan (81x151x1):** Interpolated grid: dx=1.200 mm, dy=1.200 mm

Maximum value of SAR (interpolated) = 12.9 W/kg

**SAR/d=10mm, Pin=250mW/Zoom Scan (5x5x7) (7x8x7)/Cube 0:** Measurement grid: dx=5mm, dy=5mm, dz=5mm

Reference Value = 95.54 V/m; Power Drift = -0.04 dB

Peak SAR (extrapolated) = 18.3 W/kg

**SAR(1 g) = 9.78 W/kg; SAR(10 g) = 5.06 W/kg**

Maximum value of SAR (measured) = 12.4 W/kg

# CERTIFICATE OF CALIBRATION

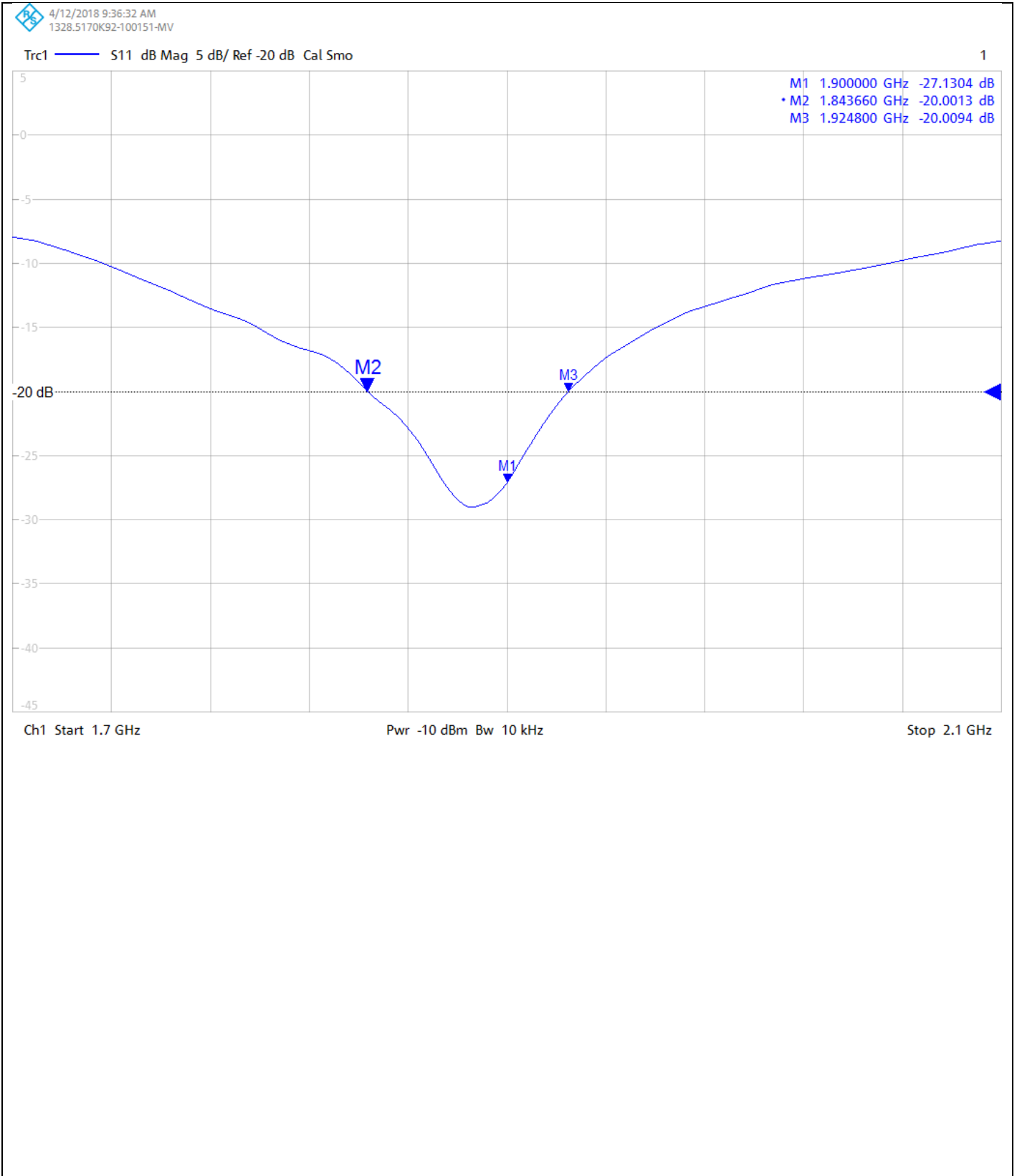
## ISSUED BY UL VS LTD

UKAS Accredited Calibration Laboratory No. 5248

CERTIFICATE  
NUMBER :  
12134278JD01C

Page 6 of 10

### Impedance Measurement Plot for Head Stimulating Liquid (HSL)



# CERTIFICATE OF CALIBRATION

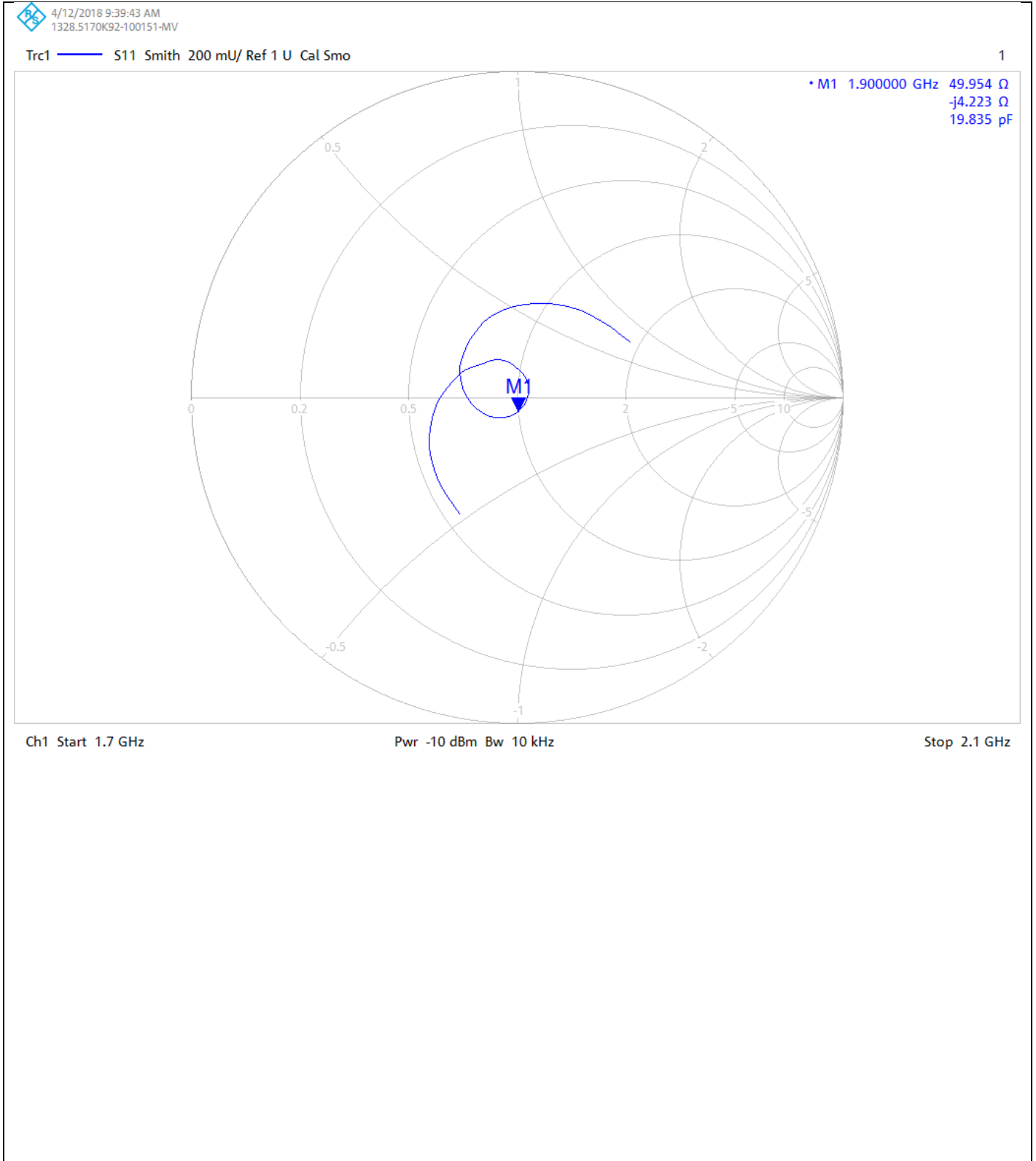
## ISSUED BY UL VS LTD

UKAS Accredited Calibration Laboratory No. 5248

CERTIFICATE  
NUMBER :  
12134278JD01C

Page 7 of 10

### Return Loss Measurement Plot for Head Stimulating Liquid (HSL)



# CERTIFICATE OF CALIBRATION

## ISSUED BY UL VS LTD

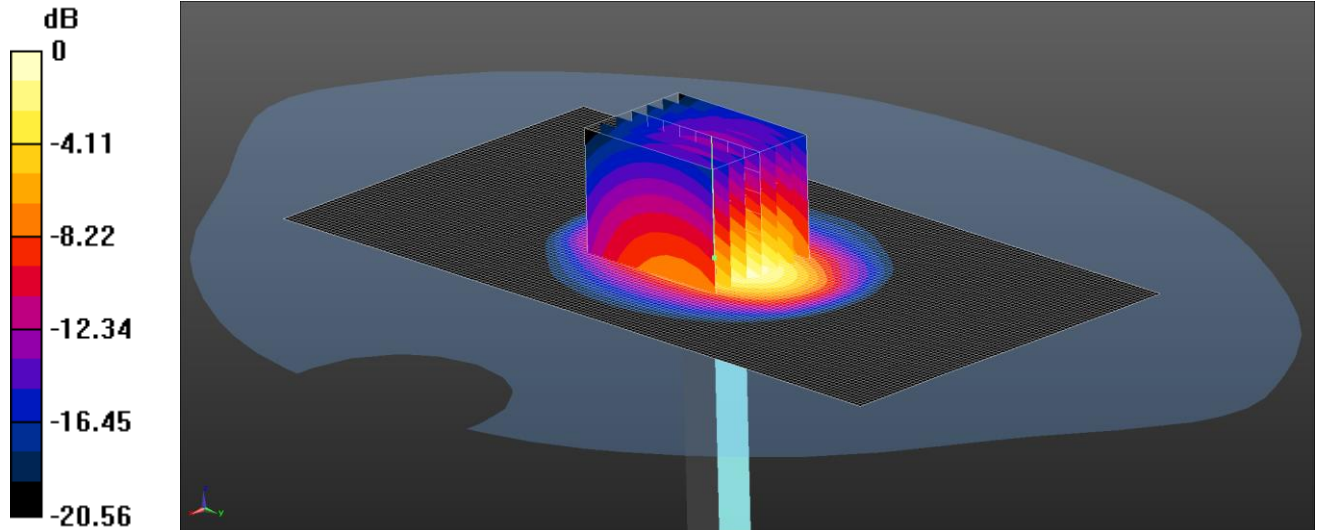
UKAS Accredited Calibration Laboratory No. 5248

CERTIFICATE  
NUMBER :  
12134278JD01C

Page 8 of 10

### DASY Validation Scan for Body Stimulating Liquid (MSL)

DUT: D1900V2 - SN5d140; Type: D1900V2; Serial: SN5d140



0 dB = 13.1 W/kg = 11.17 dBW/kg

Communication System: UID 0, CW (0); Frequency: 1900 MHz; Duty Cycle: 1:1  
Medium: 1900 MHz MSL Medium parameters used:  $f = 1900$  MHz;  $\sigma = 1.568$  S/m;  $\epsilon_r = 51.783$ ;  $\rho = 1000$  kg/m<sup>3</sup>  
Phantom section: Flat Section  
DASY4 Configuration:  
- Probe: EX3DV4 - SN3814; ConvF(7.57, 7.57, 7.57); Calibrated: 28/09/2017;  
- Sensor-Surface: 3mm (Mechanical Surface Detection)  
- Electronics: DAE4 Sn431; Calibrated: 08/11/2017  
- Phantom: SAM (20deg probe tilt) with CRP v5.0; Type: QD000P40CC; Serial: TP:1832  
- ; SEMCAD X Version 14.6.10 (7372)

**SAR/d=10mm, Pin=250mW/Area Scan (81x151x1):** Interpolated grid: dx=1.200 mm, dy=1.200 mm  
Maximum value of SAR (interpolated) = 13.6 W/kg

**SAR/d=10mm, Pin=250mW/Zoom Scan (5x5x7) (7x9x7)/Cube 0:** Measurement grid: dx=5mm, dy=5mm, dz=5mm  
Reference Value = 91.82 V/m; Power Drift = 0.03 dB  
Peak SAR (extrapolated) = 19.1 W/kg  
**SAR(1 g) = 10.3 W/kg; SAR(10 g) = 5.29 W/kg**  
Maximum value of SAR (measured) = 13.1 W/kg



# CERTIFICATE OF CALIBRATION

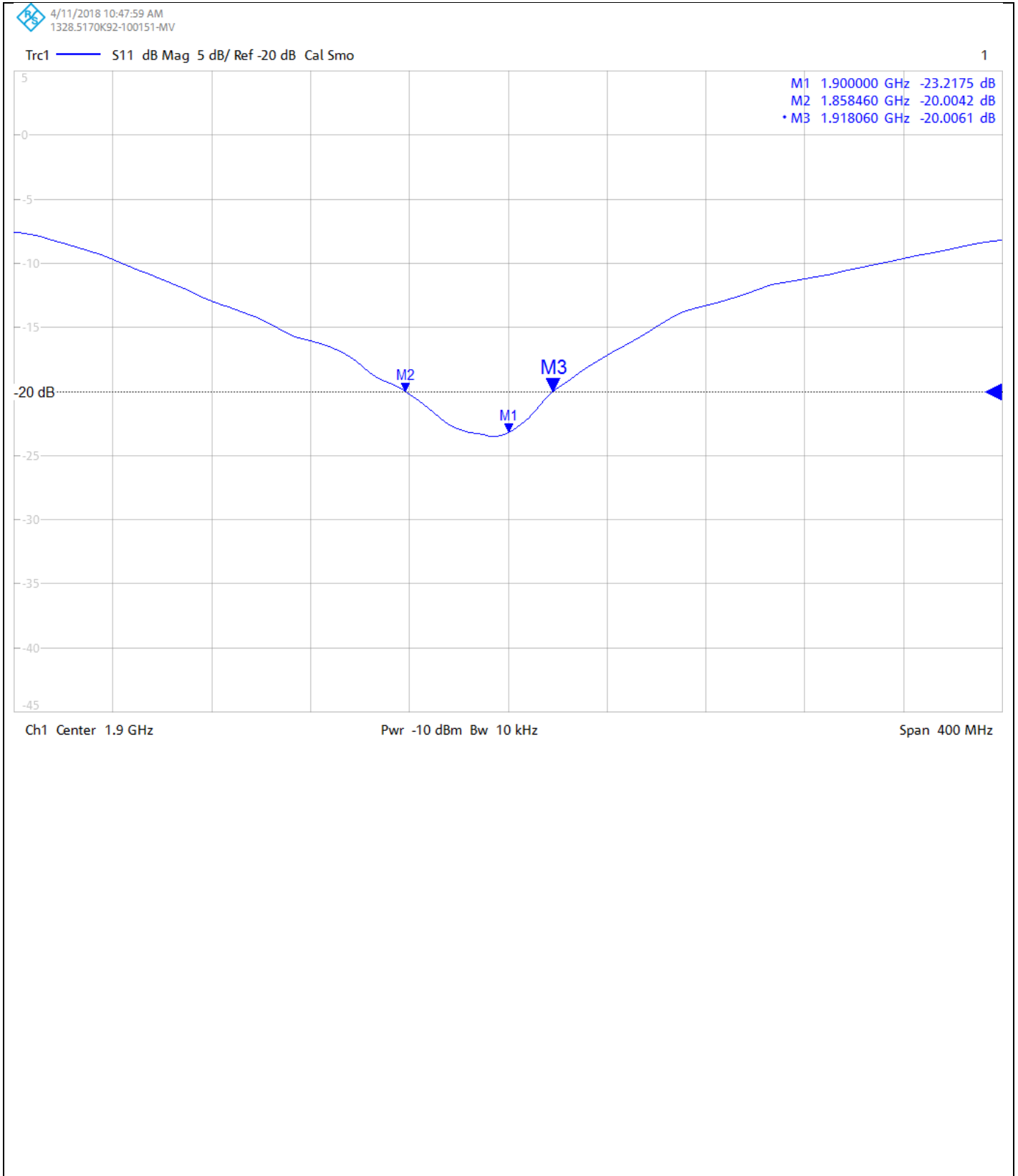
## ISSUED BY UL VS LTD

UKAS Accredited Calibration Laboratory No. 5248

CERTIFICATE  
NUMBER :  
12134278JD01C

Page 9 of 10

### Impedance Measurement Plot for Body Stimulating Liquid (MSL)



# CERTIFICATE OF CALIBRATION

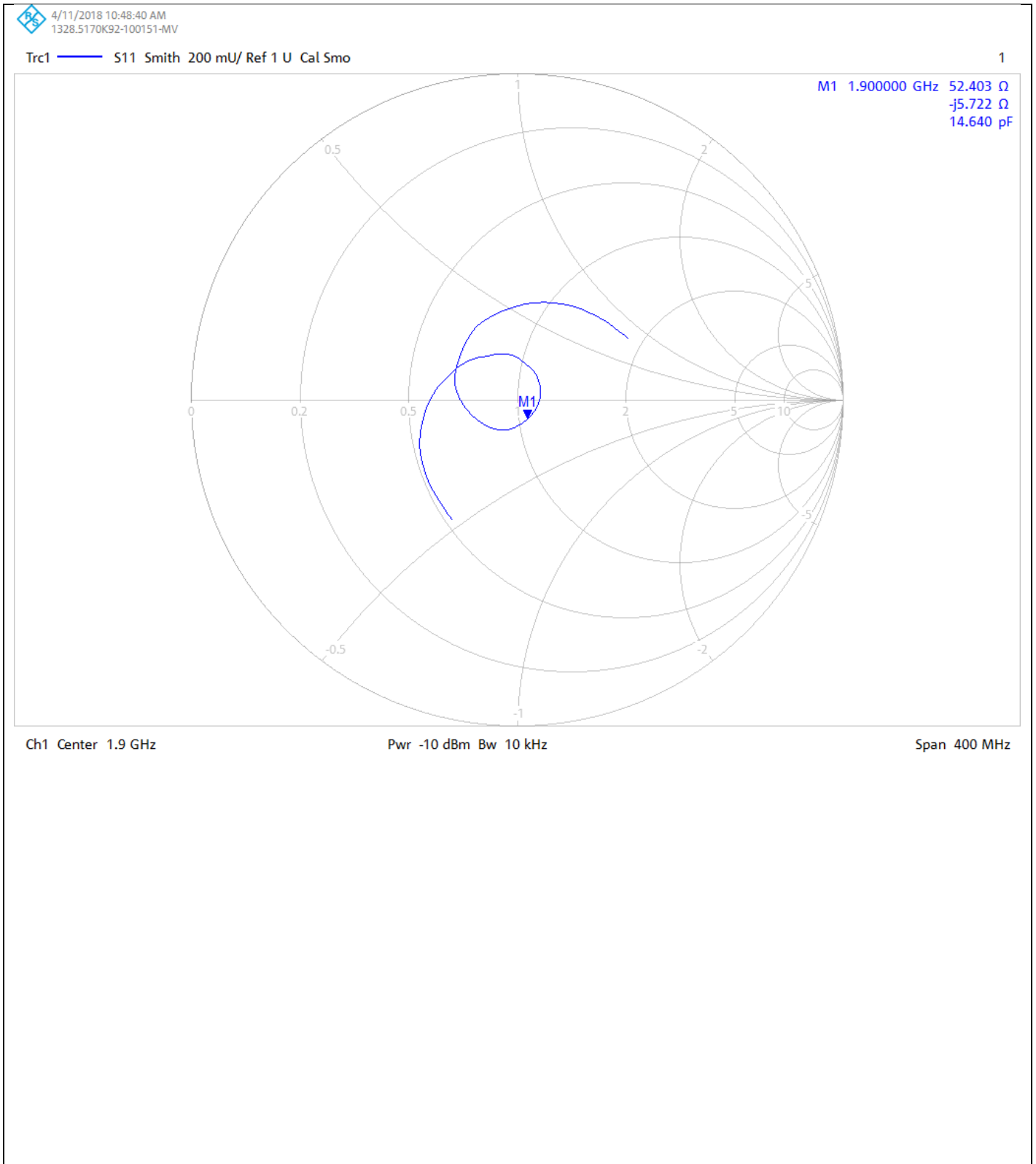
## ISSUED BY UL VS LTD

UKAS Accredited Calibration Laboratory No. 5248


CERTIFICATE  
NUMBER :  
12134278JD01C


Page 10 of 10


### Return Loss Measurement Plot for Body Stimulating Liquid (MSL)



**Calibration Certificate Label:**

 <p>5248</p>	<p><b>UL VS LTD - Tel: +44 (0) 1256312000</b></p> <p>Certificate Number: 12134278JD01C</p> <p>Instrument ID: 5d140</p> <p>Calibration Date: 11/Apr/2018</p> <p>Calibration Due Date:</p>
---	--

 <p>5248</p>	<p><b>UL VS LTD - Tel: +44 (0) 1256312000</b></p> <p>Certificate Number: 12134278JD01C</p> <p>Instrument ID: 5d140</p> <p>Calibration Date: 11/Apr/2018</p> <p>Calibration Due Date:</p>
---	--

 <p>5248</p>	<p><b>UL VS LTD - Tel: +44 (0) 1256312000</b></p> <p>Certificate Number: 12134278JD01C</p> <p>Instrument ID: 5d140</p> <p>Calibration Date: 11/Apr/2018</p> <p>Calibration Due Date:</p>
---	--

# CERTIFICATE OF CALIBRATION

ISSUED BY **UL VS LTD**

DATE OF ISSUE: 26/Mar/2018      CERTIFICATE NUMBER : 12134276JD01B



5248

UL VS LTD  
PAVILION A  
ASHWOOD PARK, ASHWOOD WAY  
BASINGSTOKE, HAMPSHIRE  
RG23 8BG, UK  
TEL: +44 (0) 1256 312000  
FAX: +44 (0) 1256 312001  
Email: LST.UK.Calibration@ul.com



Page 1 of 10

**APPROVED SIGNATORY**

.....  
Naseer Mirza

**Customer :**

UL VS Inc  
47173 Benicia Street  
Fremont, CA 94538, USA

**Equipment Details:**

Description:	Dipole Validation Kit	Date of Receipt:	15/Mar/2018
Manufacturer:	Speag		
Type/Model Number:	D2300V2		
Serial Number:	1002		
Calibration Date:	16/Mar/2018		
Calibrated By:	Masood Khan Laboratory Engineer		

Signature:

.....

All Calibration have been conducted in the closed laboratory facility: Lab Temperature (22±3) °C and humidity < 70%

This certificate is issued in accordance with the laboratory accreditation requirements of the United Kingdom Accreditation Service. It provides traceability of measurement to the SI system of units and/or to units of measurement realised at the National Physical Laboratory or other recognised national metrology institutes. This certificate may not be reproduced other than in full, except with the prior written approval of the issuing laboratory.

Use of the UKAS mark demonstrates that compliance with the requirements of BS/EN/ISO/IEC 17025 has been independently assessed.

# CERTIFICATE OF CALIBRATION

## ISSUED BY UL VS LTD

UKAS Accredited Calibration Laboratory No. 5248

CERTIFICATE  
NUMBER :  
12134276JD01B

Page 2 of 10

The calibration methods and procedures used were as detailed in:

1. **IEC 62209-1:2005**: Procedure to determine the specific absorption rate (SAR) for hand-held devices used in close proximity to the ear (frequency range of 300 MHz to 3 GHz)
2. **IEC 62209-2:2010**: Procedure to determine the specific absorption rate (SAR) for wireless communication devices used in close proximity to the human body (frequency range of 30 MHz to 6 GHz)
3. **IEEE 1528: 2013**: IEEE Recommended Practice for Determining the Peak Spatial-Average Specific Absorption Rate (SAR) in the Human Head from Wireless Communication Devices: Measurement Techniques
4. FCC KDB Publication Number: “**KDB865664 D01 SAR Measurement 100 MHz to 6 GHz**”
5. **SPEAG DASY4/ DASY5 System Handbook**

The measuring equipment used to perform the calibration, documented in this certificate has been calibrated in accordance with the manufacturers' recommendations, and is traceable to recognized national standards.

UL No.	Instrument	Manufacturer	Type No.	Serial No.	Date Last Calibrated	Cal. Interval (Months)
A2110	Data Acquisition Electronics	SPEAG	DAE4	431	08 Nov 2017	12
A2077	Probe	SPEAG	EX3DV4	3814	28 Sep 2017	12
A2489	Dipole	SPEAG	D2300V2	1036	05 Feb 2018	12
PRE0151451	Power Monitoring Kit	Art-Fi	ART 100850-01	0001	Cal as part of System	12
PRE0151441	Power Sensor	Rhode & Schwarz	NRP8S	102481	05 Feb 2018	12
M1015	Network Analyser	Agilent Technologies	8753ES	US39172406	10 Oct 2017	12
PRE0151154	Network Analyser	Rhode & Schwarz	ZND8	100151	14 Dec 2017	24
PRE0151877	Calibration Kit	Rhode & Schwarz	Z135	102947	09 May 2017	12
M1838	Signal Generator	Rhode & Schwarz	SME06	831377/005	30 Mar 2017	12

# CERTIFICATE OF CALIBRATION

## ISSUED BY UL VS LTD

UKAS Accredited Calibration Laboratory No. 5248

CERTIFICATE  
NUMBER :  
12134276JD01B

Page 3 of 10

### SAR System Specification

Robot System Positioner:	Stäubli Unimation Corp. Robot Model: TX60L
Robot Serial Number:	F14/5T5ZA1/A/01
DASY Version:	DASY 52 (v52.8.8.1258)
Phantom:	Flat section of SAM Twin Phantom
Distance Dipole Centre:	10 mm (with spacer)
Frequency:	2300 MHz

### Dielectric Property Measurements – Head Simulating Liquid (HSL)

Simulant Liquid	Frequency (MHz)	Room Temp		Liquid Temp		Parameters	Target Value	Measured Value	Uncertainty (%)
		Start	End	Start	End				
Head	2300	23.5 °C	23.5 °C	22.5°C	22.5°C	$\epsilon_r$	39.50	39.58	± 5%
						$\sigma$	1.67	1.73	± 5%

### SAR Results – Head Simulating Liquid (HSL)

Simulant Liquid	SAR Measured	250 mW input Power	Normalised to 1.00 W	Uncertainty (%)
Head	SAR averaged over 1g	13.00 W/Kg	<b>51.75 W/Kg</b>	± 17.57%
	SAR averaged over 10g	6.20 W/Kg	<b>24.68 W/Kg</b>	± 17.32%

### Antenna Parameters – Head Simulating Liquid (HSL)

Simulant Liquid	Parameter	Measured Level	Uncertainty (%)
Head	Impedance	51.913 $\Omega$ 3.85 j $\Omega$	± 0.28 $\Omega$ ± 0.044 j $\Omega$
	Return Loss	-27.76	± 2.03 dB

# CERTIFICATE OF CALIBRATION

## ISSUED BY UL VS LTD

UKAS Accredited Calibration Laboratory No. 5248

CERTIFICATE  
NUMBER :  
12134276JD01B

Page 4 of 10

### Dielectric Property Measurements – Body Simulating Liquid (MSL)

Simulant Liquid	Frequency (MHz)	Room Temp		Liquid Temp		Parameters	Target Value	Measured Value	Uncertainty (%)
		Start	End	Start	End				
Body	2300	23.0 °C	23.0 °C	22.0°C	22.0°C	$\epsilon_r$	52.90	51.91	± 5%
						$\sigma$	1.81	1.86	± 5%

### SAR Results – Body Simulating Liquid (MSL)

Simulant Liquid	SAR Measured	250 mW input Power	Normalised to 1.00 W	Uncertainty (%)
Body	SAR averaged over 1g	12.60 W/Kg	<b>50.16 W/Kg</b>	± 18.06%
	SAR averaged over 10g	5.96 W/Kg	<b>23.72 W/Kg</b>	± 17.44%

### Antenna Parameters – Body Simulating Liquid (MSL)

Simulant Liquid	Parameter	Measured Level	Uncertainty (%)
Body	Impedance	53.78 $\Omega$ 7.09 $j\Omega$	± 0.28 $\Omega$ ± 0.044 $j\Omega$
	Return Loss	-22.73	± 2.03 dB

# CERTIFICATE OF CALIBRATION

## ISSUED BY UL VS LTD

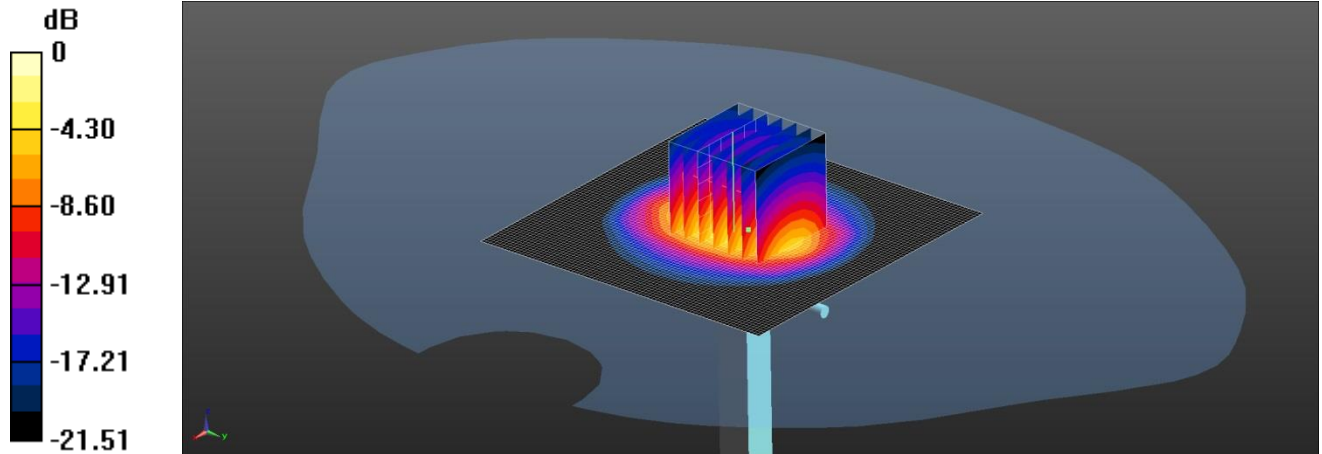
CERTIFICATE  
NUMBER :  
12134276JD01B

UKAS Accredited Calibration Laboratory No. 5248

Page 5 of 10

### DASY Validation Scan for Head Stimulating Liquid (HSL)

DUT: D2300V3 - SN1002; Type: D2300V3; Serial: SN1002



0 dB = 19.3 W/kg = 12.86 dBW/kg

Communication System: UID 0, CW (0); Frequency: 2300 MHz; Duty Cycle: 1:1

Medium: 2300 2450 2600 MHz HSL Medium parameters used:  $f = 2300$  MHz;  $\sigma = 1.728$  S/m;  $\epsilon_r = 39.576$ ;  $\rho = 1000$  kg/m<sup>3</sup>

Phantom section: Flat Section

DASY4 Configuration:

- Probe: EX3DV4 - SN3814; ConvF(7.45, 7.45, 7.45); Calibrated: 28/09/2017;
- Sensor-Surface: 4mm (Mechanical Surface Detection), Sensor-Surface: 2mm (Mechanical Surface Detection)
- Electronics: DAE4 Sn431; Calibrated: 08/11/2017
- Phantom: SAM (20deg probe tilt) with CRP v4.0; Type: QD000P40CC; Serial:1817
- ; SEMCAD X Version 14.6.10 (7372)

**Configuration/d=10mm, Pin=250mW/Area Scan (81x81x1):** Interpolated grid: dx=1.200 mm, dy=1.200 mm

Maximum value of SAR (interpolated) = 15.0 W/kg

**Configuration/d=10mm, Pin=250mW/Zoom Scan (7x7x7) (7x7x7)/Cube 0:** Measurement grid: dx=5mm, dy=5mm, dz=5mm

Reference Value = 92.16 V/m; Power Drift = -0.04 dB

Peak SAR (extrapolated) = 25.8 W/kg

**SAR(1 g) = 13 W/kg; SAR(10 g) = 6.2 W/kg**

Maximum value of SAR (measured) = 19.3 W/kg



# CERTIFICATE OF CALIBRATION

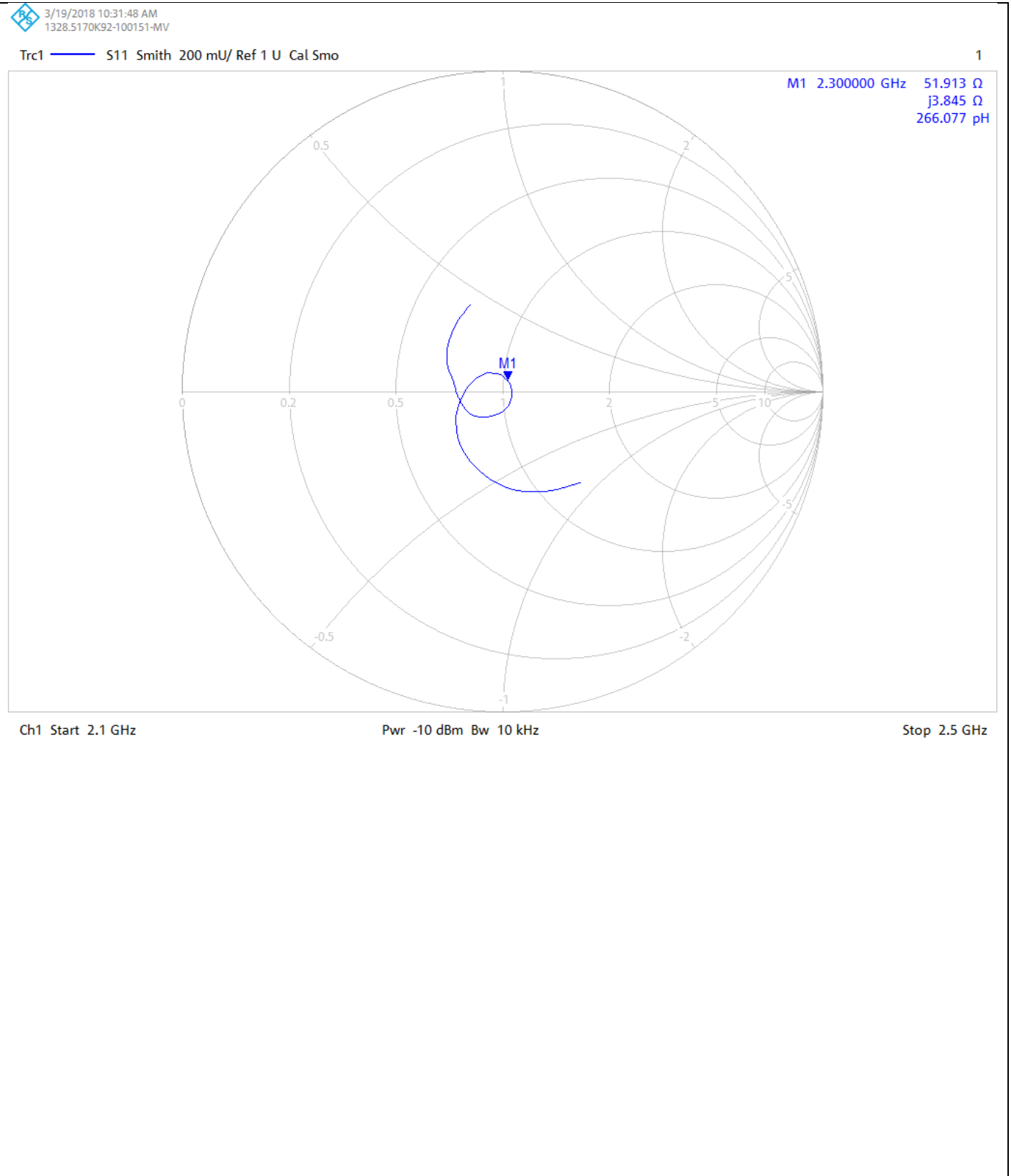
## ISSUED BY UL VS LTD

CERTIFICATE  
NUMBER :  
12134276JD01B

UKAS Accredited Calibration Laboratory No. 5248

Page 6 of 10

### Impedance Measurement Plot for Head Stimulating Liquid (HSL)



# CERTIFICATE OF CALIBRATION

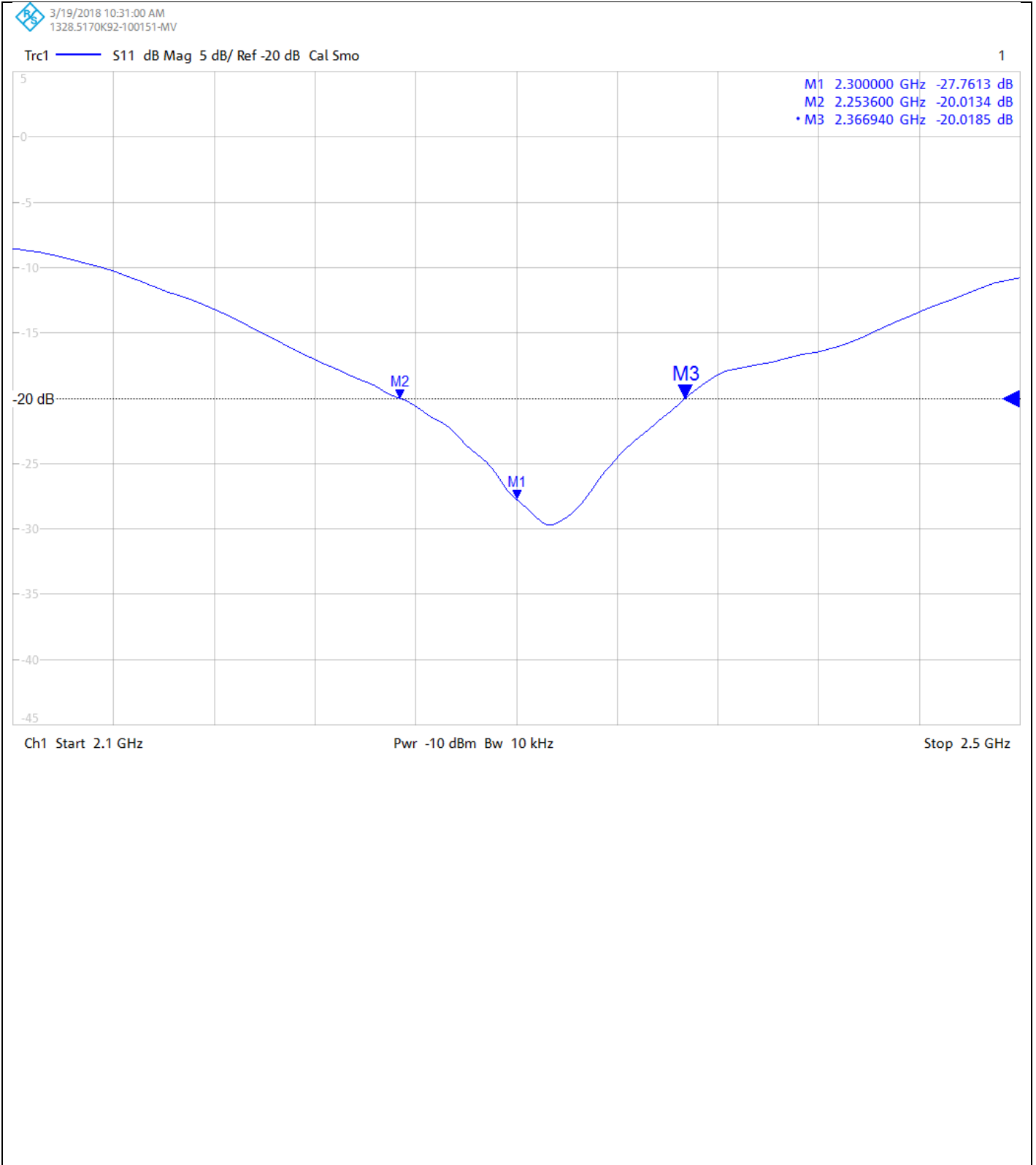
## ISSUED BY UL VS LTD

UKAS Accredited Calibration Laboratory No. 5248

CERTIFICATE  
NUMBER :  
12134276JD01B

Page 7 of 10

### Return Loss Measurement Plot for Head Stimulating Liquid (HSL)



# CERTIFICATE OF CALIBRATION

## ISSUED BY UL VS LTD

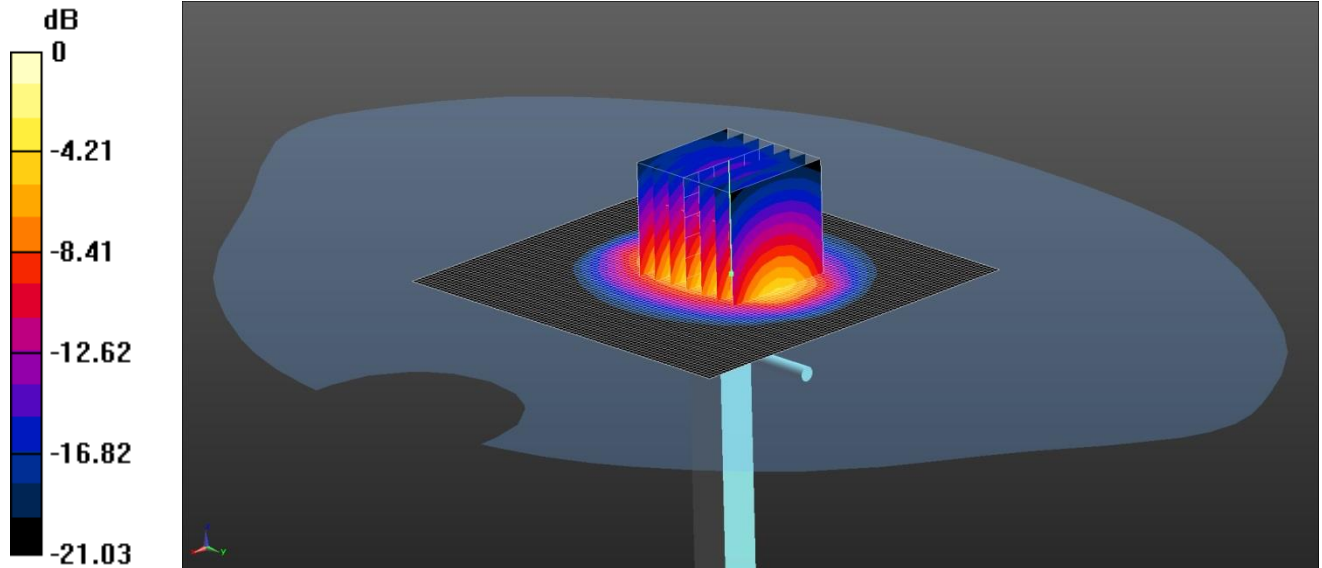
CERTIFICATE  
NUMBER :  
12134276JD01B

UKAS Accredited Calibration Laboratory No. 5248

Page 8 of 10

### DASY Validation Scan for Body Stimulating Liquid (MSL)

DUT: D2300V2 - SN1002; Type: D2300V2; Serial: SN1002



0 dB = 18.9 W/kg = 12.76 dBW/kg

Communication System: UID 0, CW (0); Frequency: 2300 MHz; Duty Cycle: 1:1  
Medium: 2300 MHz MSL Medium parameters used:  $f = 2300$  MHz;  $\sigma = 1.864$  S/m;  $\epsilon_r = 51.912$ ;  $\rho = 1000$  kg/m<sup>3</sup>  
Phantom section: Flat Section

DASY4 Configuration:

- Probe: EX3DV4 - SN3814; ConvF(7.41, 7.41, 7.41); Calibrated: 28/09/2017;
- Sensor-Surface: 4mm (Mechanical Surface Detection), Sensor-Surface: 2mm (Mechanical Surface Detection)
- Electronics: DAE4 Sn431; Calibrated: 08/11/2017
- Phantom: SAM (20deg probe tilt) with CRP v4.0; Type: QD000P40CC; Serial:1817
- ; SEMCAD X Version 14.6.10 (7372)

**Configuration/d=10mm, Pin=250mW/Area Scan (81x81x1):** Interpolated grid: dx=1.200 mm, dy=1.200 mm

Maximum value of SAR (interpolated) = 14.9 W/kg

**Configuration/d=10mm, Pin=250mW/Zoom Scan (7x7x7) (7x7x7)/Cube 0:** Measurement grid: dx=5mm, dy=5mm, dz=5mm

Reference Value = 86.76 V/m; Power Drift = 0.07 dB

Peak SAR (extrapolated) = 25.1 W/kg

**SAR(1 g) = 12.6 W/kg; SAR(10 g) = 5.96 W/kg**

Maximum value of SAR (measured) = 18.9 W/kg

# CERTIFICATE OF CALIBRATION

## ISSUED BY UL VS LTD

UKAS Accredited Calibration Laboratory No. 5248

CERTIFICATE  
NUMBER :  
12134276JD01B

Page 9 of 10

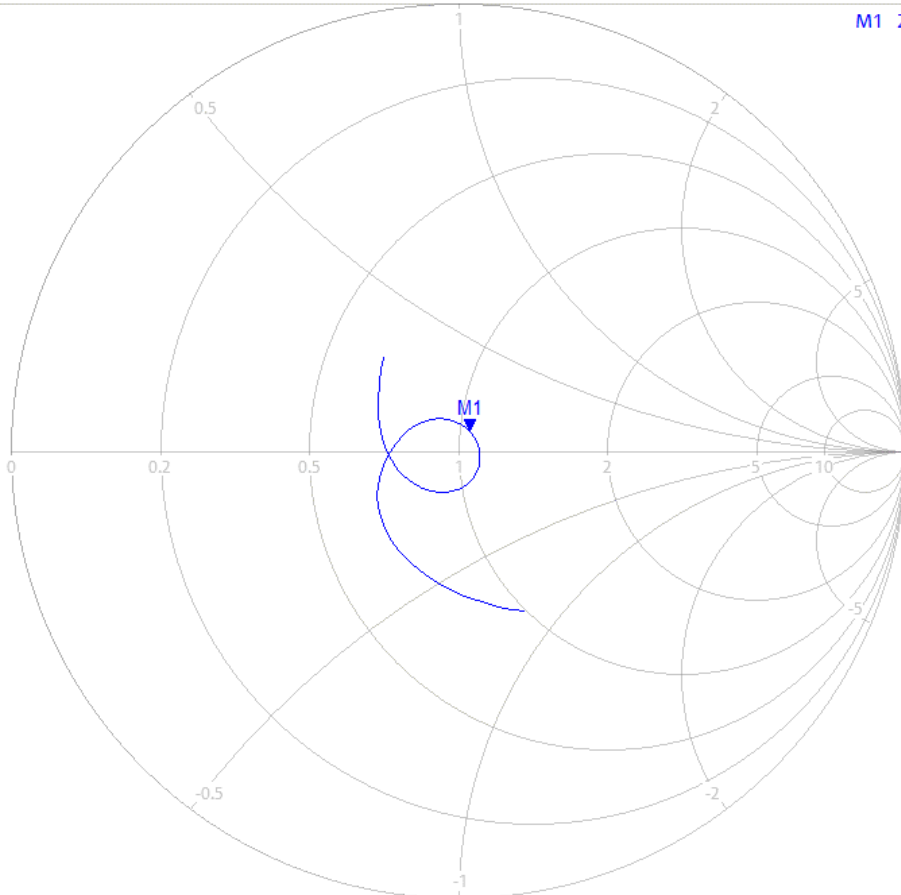
### Impedance Measurement Plot for Body Stimulating Liquid (MSL)

3/22/2018 7:19:16 AM  
1328.5170K92-100151-MV

Trc1 — S11 Smith 200 mU/ Ref 1 U Cal Smo

1

M1 2.300000 GHz 53.775  $\Omega$   
j7.091  $\Omega$   
490.659 pF



Ch1 Start 2.1 GHz

Pwr -10 dBm Bw 10 kHz

Stop 2.5 GHz

# CERTIFICATE OF CALIBRATION

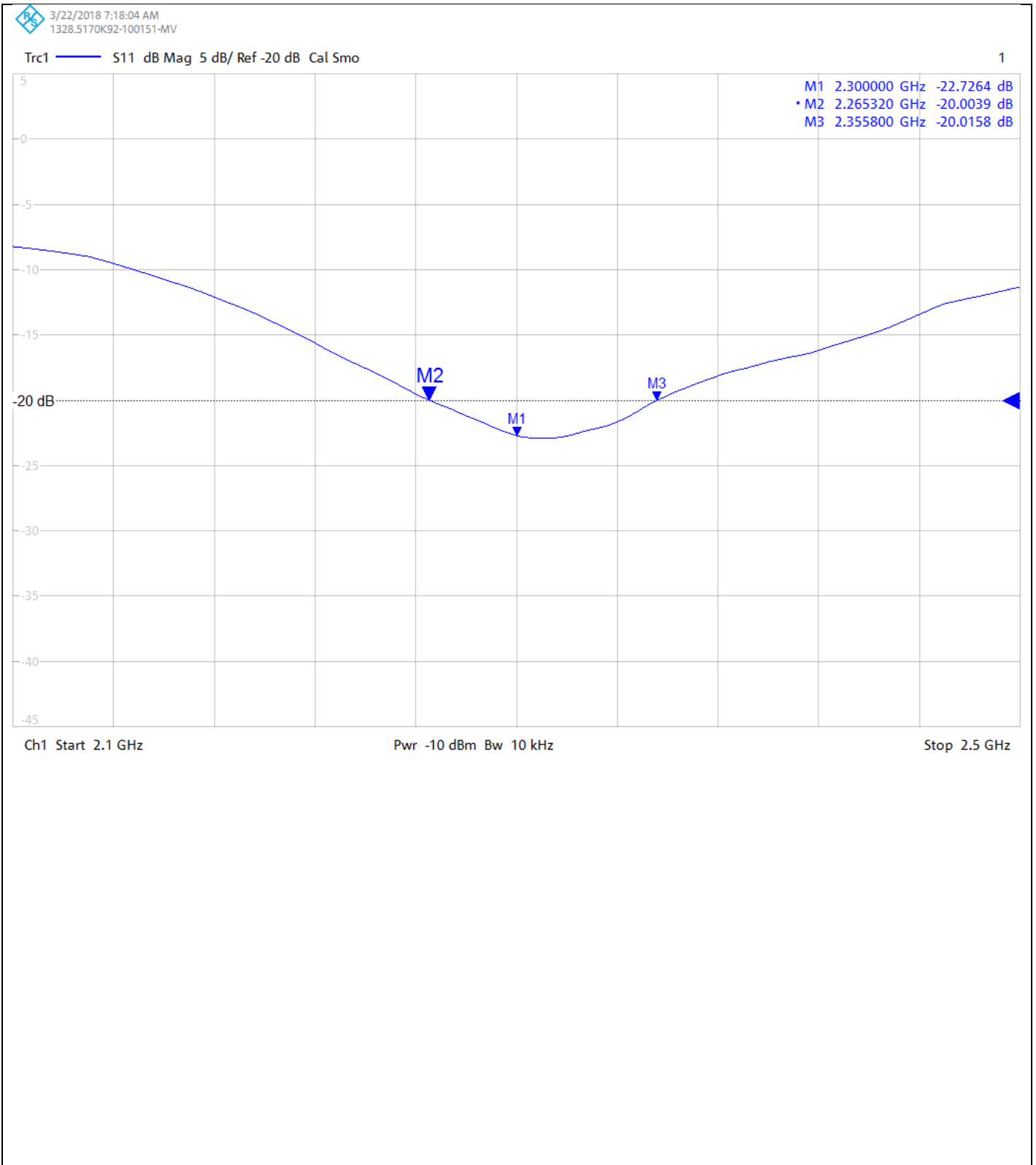
## ISSUED BY UL VS LTD

UKAS Accredited Calibration Laboratory No. 5248


CERTIFICATE  
NUMBER :  
12134276JD01B


Page 10 of 10


### Return Loss Measurement Plot for Body Stimulating Liquid (MSL)



**Calibration Certificate Label:**

 <p>UKAS CALIBRATION 5248</p>	<p><b>UL VS LTD - Tel: +44 (0) 1256312000</b></p> <p>Certificate Number: 12134276JD01B</p> <p>Instrument ID: 1002</p> <p>Calibration Date: 16/Mar/2018</p> <p>Calibration Due Date:</p>
--	---

 <p>UKAS CALIBRATION 5248</p>	<p><b>UL VS LTD - Tel: +44 (0) 1256312000</b></p> <p>Certificate Number: 12134276JD01B</p> <p>Instrument ID: 1002</p> <p>Calibration Date: 16/Mar/2018</p> <p>Calibration Due Date:</p>
--	---

 <p>UKAS CALIBRATION 5248</p>	<p><b>UL VS LTD - Tel: +44 (0) 1256312000</b></p> <p>Certificate Number: 12134276JD01B</p> <p>Instrument ID: 1002</p> <p>Calibration Date: 16/Mar/2018</p> <p>Calibration Due Date:</p>
--	---

# CERTIFICATE OF CALIBRATION

ISSUED BY **UL VS LTD**

DATE OF ISSUE: 18/Sep/2017

CERTIFICATE NUMBER : 11903949JD01D



5248

UL VS LTD  
PAVILION A  
ASHWOOD PARK, ASHWOOD WAY  
BASINGSTOKE, HAMPSHIRE  
RG23 8BG, UK  
TEL: +44 (0) 1256 312000  
FAX: +44 (0) 1256 312001  
Email: LST.UK.Calibration@ul.com



Page 1 of 10

**APPROVED SIGNATORY**

.....  
Naseer Mirza

**Customer :**

UL VS Inc  
47173 Benicia Street  
Fremont, CA 94538, USA

**Equipment Details:**

Description:	Dipole Validation Kit	Date of Receipt:	24/Aug/2017
Manufacturer:	Speag		
Type/Model Number:	D2300V2		
Serial Number:	1058		
Calibration Date:	31/Aug/2017		
Calibrated By:	Chanthu Thevarajah Laboratory Engineer		

Signature:

.....

All Calibration have been conducted in the closed laboratory facility: Lab Temperature (22±3) °C and humidity < 70%

This certificate is issued in accordance with the laboratory accreditation requirements of the United Kingdom Accreditation Service. It provides traceability of measurement to the SI system of units and/or to units of measurement realised at the National Physical Laboratory or other recognised national metrology institutes. This certificate may not be reproduced other than in full, except with the prior written approval of the issuing laboratory.

Use of the UKAS mark demonstrates that compliance with the requirements of BS/EN/ISO/IEC 17025 has been independently assessed.

# CERTIFICATE OF CALIBRATION

## ISSUED BY UL VS LTD

UKAS Accredited Calibration Laboratory No. 5248

CERTIFICATE  
NUMBER :  
11903949JD01D

Page 2 of 10

The calibration methods and procedures used were as detailed in:

1. **IEC 62209-1:2005**: Procedure to determine the specific absorption rate (SAR) for hand-held devices used in close proximity to the ear (frequency range of 300 MHz to 3 GHz)
2. **IEC 62209-2:2010**: Procedure to determine the specific absorption rate (SAR) for wireless communication devices used in close proximity to the human body (frequency range of 30 MHz to 6 GHz)
3. **IEEE 1528: 2013**: IEEE Recommended Practice for Determining the Peak Spatial-Average Specific Absorption Rate (SAR) in the Human Head from Wireless Communication Devices: Measurement Techniques
4. FCC KDB Publication Number: **“KDB865664 D01 SAR Measurement 100 MHz to 6 GHz”**
5. **SPEAG DASY4/ DASY5 System Handbook**

The measuring equipment used to perform the calibration, documented in this certificate has been calibrated in accordance with the manufacturers' recommendations, and is traceable to recognized national standards.

UL No.	Instrument	Manufacturer	Type No.	Serial No.	Date Last Calibrated	Cal. Interval (Months)
A2110	Data Acquisition Electronics	SPEAG	DAE4	431	18 Nov 2016	12
A2436	Probe	SPEAG	ES3DV3	3335	28 July 2017	12
A2077	Probe	SPEAG	EX3DV4	3814	30 Sep 2016	12
A2489	Dipole	SPEAG	D2300V2	1036	13 Feb 2017	12
PRE0151451	Power Monitoring Kit	Art-Fi	ART 100850-01	0001	Cal as part of System	12
PRE0151441	Power Sensor	Rhode & Schwarz	NRP8S	102481	16 Nov 2016	12
M1015	Network Analyser	Agilent Technologies	8753ES	US39172406	26 Sept 2016	12
PRE0151154	Network Analyser	Rhode & Schwarz	ZND8	100151	22 Nov 2016	12
PRE0151877	Calibration Kit	Rhode & Schwarz	Z135	102947-Bt	02 Dec 2016	12
M1768	Signal Generator	Rhode & Schwarz	SME06	837633/001	08 Nov 2016	12



# CERTIFICATE OF CALIBRATION

## ISSUED BY UL VS LTD

UKAS Accredited Calibration Laboratory No. 5248

CERTIFICATE  
NUMBER :  
11903949JD01D

Page 3 of 10

### SAR System Specification

Robot System Positioner:	Stäubli Unimation Corp. Robot Model: RX90L
Robot Serial Number:	F00/SD89A1/A/01
DASY Version:	DASY 4 (v4.7.80)
Phantom:	Flat section of SAM Twin Phantom
Distance Dipole Centre:	10 mm (with spacer)
Frequency:	2300 MHz

### Dielectric Property Measurements – Head Simulating Liquid (HSL)

Simulant Liquid	Frequency (MHz)	Room Temp		Liquid Temp		Parameters	Target Value	Measured Value	Uncertainty (%)
		Start	End	Start	End				
Head	2300	22.6 °C	22.5 °C	22.5°C	22.5°C	$\epsilon_r$	39.50	38.3	± 5%
						$\sigma$	1.67	1.69	± 5%

### SAR Results – Head Simulating Liquid (HSL)

Simulant Liquid	SAR Measured	250 mW input Power	Normalised to 1.00 W	Uncertainty (%)
Head	SAR averaged over 1g	13.50 W/Kg	<b>53.74 W/Kg</b>	± 17.57%
	SAR averaged over 10g	6.36 W/Kg	<b>25.31 W/Kg</b>	± 17.32%

### Antenna Parameters – Head Simulating Liquid (HSL)

Simulant Liquid	Parameter	Measured Level	Uncertainty (%)
Head	Impedance	49.554 $\Omega$ 2.25 j $\Omega$	± 0.28 $\Omega$ ± 0.044 j $\Omega$
	Return Loss	32.74	± 2.03 dB

# CERTIFICATE OF CALIBRATION

## ISSUED BY UL VS LTD

UKAS Accredited Calibration Laboratory No. 5248

CERTIFICATE  
NUMBER :  
11903949JD01D

Page 4 of 10

### Dielectric Property Measurements – Body Simulating Liquid (MSL)

Simulant Liquid	Frequency (MHz)	Room Temp		Liquid Temp		Parameters	Target Value	Measured Value	Uncertainty (%)
		Start	End	Start	End				
Body	2300	22.6 °C	22.0 °C	22.5°C	22.0°C	$\epsilon_r$	52.90	51.9	± 5%
						$\sigma$	1.81	1.86	± 5%

### SAR Results – Body Simulating Liquid (MSL)

Simulant Liquid	SAR Measured	250 mW input Power	Normalised to 1.00 W	Uncertainty (%)
Body	SAR averaged over 1g	13.60 W/Kg	<b>54.14 W/Kg</b>	± 18.06%
	SAR averaged over 10g	6.25 W/Kg	<b>24.88 W/Kg</b>	± 17.44%

### Antenna Parameters – Body Simulating Liquid (MSL)

Simulant Liquid	Parameter	Measured Level	Uncertainty (%)
Body	Impedance	52.48 $\Omega$ 4.25 $j\Omega$	± 0.28 $\Omega$ ± 0.044 $j\Omega$
	Return Loss	26.81	± 2.03 dB

# CERTIFICATE OF CALIBRATION

## ISSUED BY UL VS LTD

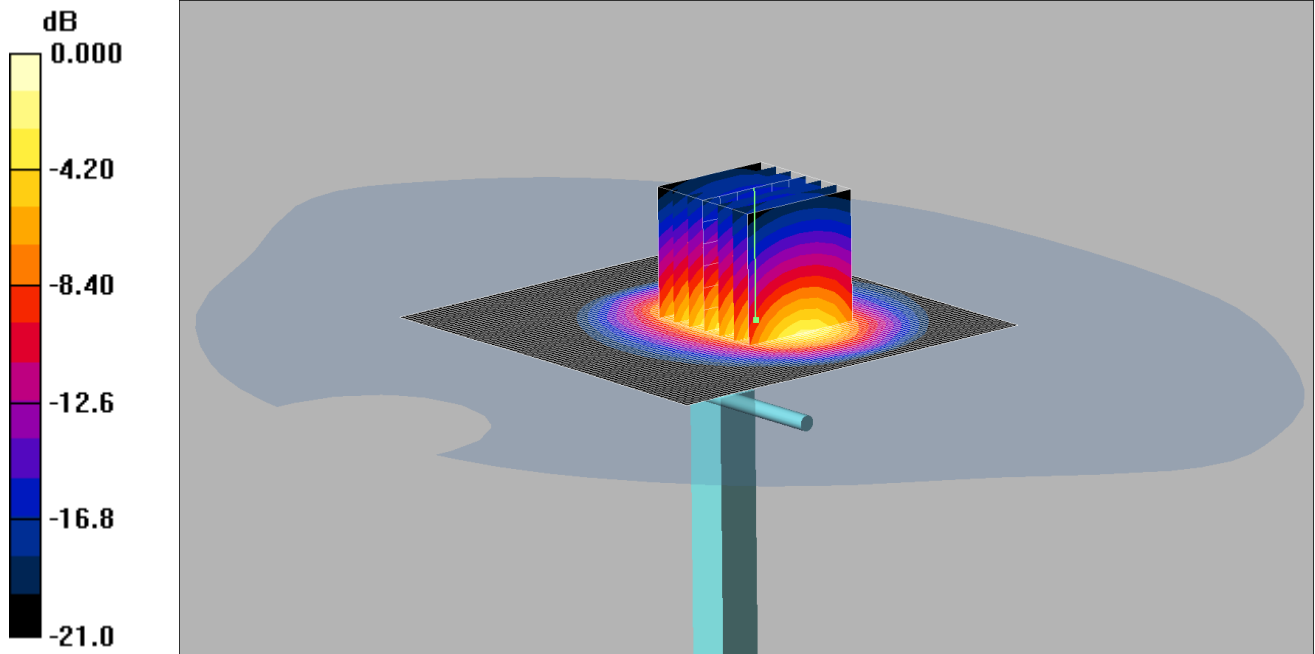
UKAS Accredited Calibration Laboratory No. 5248

CERTIFICATE  
NUMBER :  
11903949JD01D

Page 5 of 10

### DASY Validation Scan for Head Stimulating Liquid (HSL)

DUT: Dipole 2300 MHz D2300V2; Type: D2300V2; Serial: SN:1058



0 dB = 15.4mW/g

Communication System: CW; Frequency: 2300 MHz; Duty Cycle: 1:1  
Medium: 2300MHz HSL Medium parameters used:  $f = 2300$  MHz;  $\sigma = 1.69$  mho/m;  $\epsilon_r = 38.3$ ;  $\rho = 1000$  kg/m<sup>3</sup>  
Phantom section: Flat Section

DASY4 Configuration:

- Probe: ES3DV3 - SN3335; ConvF(5.08, 5.08, 5.08);

- Sensor-Surface: 4mm (Mechanical Surface Detection)

- Electronics: DAE4 Sn431; Calibrated: 18/11/2016

- Phantom: SAM 12a (Site 57); Type: SAM 4.0; Serial: TP:1020

- Measurement SW: DASY4, V4.7 Build 80; Postprocessing SW: SEMCAD, V1.8 Build 186

**d=10mm, Pin=250mW -9 2 2 2 /Area Scan (81x81x1):** Measurement grid: dx=12mm, dy=12mm

Maximum value of SAR (interpolated) = 15.9 mW/g

**d=10mm, Pin=250mW -9 2 2 2 /Zoom Scan (7x7x7) 2 (7x7x7)/Cube 0:** Measurement grid: dx=5mm, dy=5mm, dz=5mm

Reference Value = 81.3 V/m; Power Drift = 0.100 dB

Peak SAR (extrapolated) = 28.0 W/kg

**SAR(1 g) = 13.5 mW/g; SAR(10 g) = 6.36 mW/g**

Maximum value of SAR (measured) = 15.4 mW/g

# CERTIFICATE OF CALIBRATION

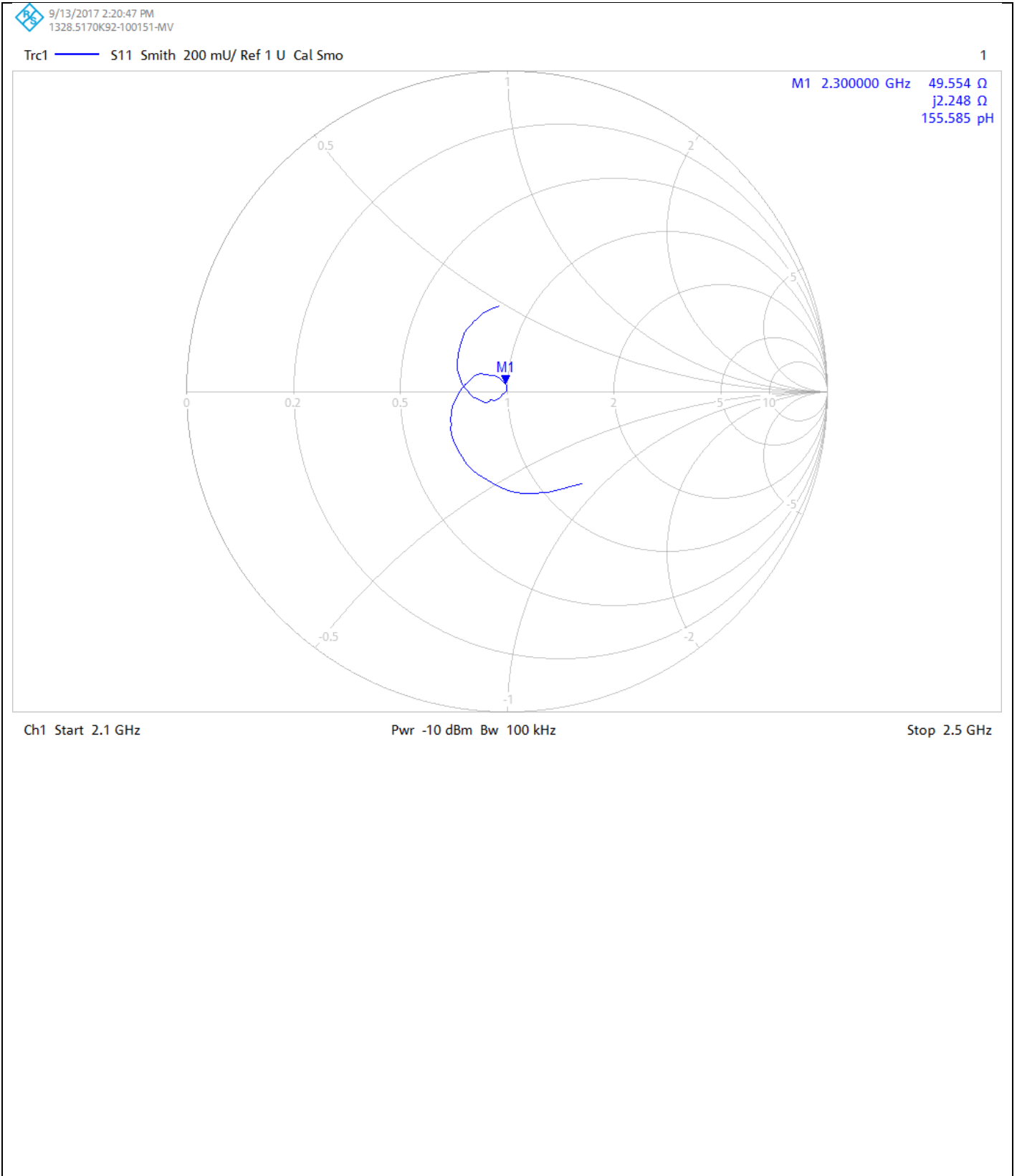
## ISSUED BY UL VS LTD

CERTIFICATE  
NUMBER :  
11903949JD01D

UKAS Accredited Calibration Laboratory No. 5248

Page 6 of 10

### Impedance Measurement Plot for Head Stimulating Liquid (HSL)



# CERTIFICATE OF CALIBRATION

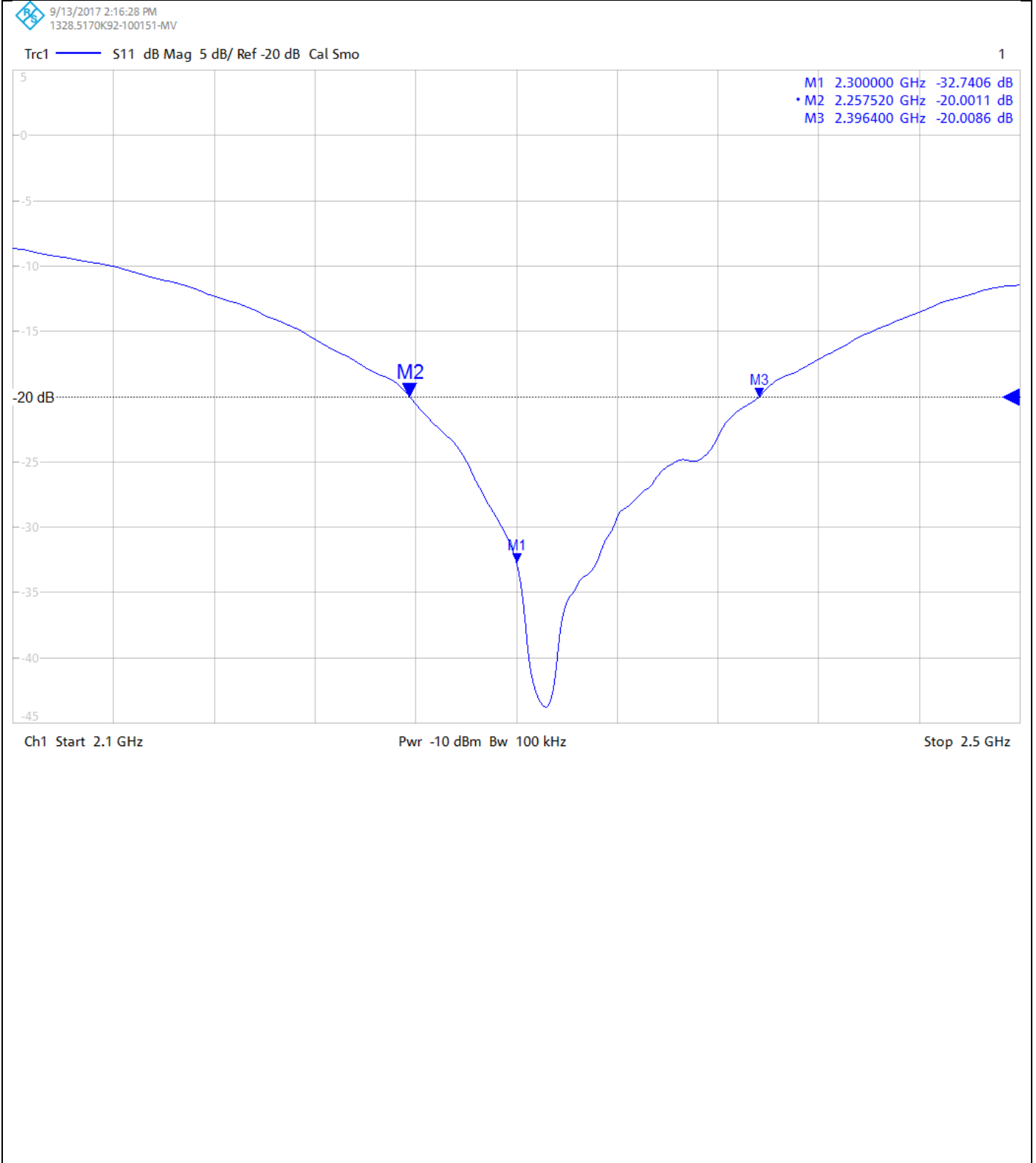
## ISSUED BY UL VS LTD

UKAS Accredited Calibration Laboratory No. 5248

CERTIFICATE  
NUMBER :  
11903949JD01D

Page 7 of 10

### Return Loss Measurement Plot for Head Stimulating Liquid (HSL)



# CERTIFICATE OF CALIBRATION

## ISSUED BY UL VS LTD

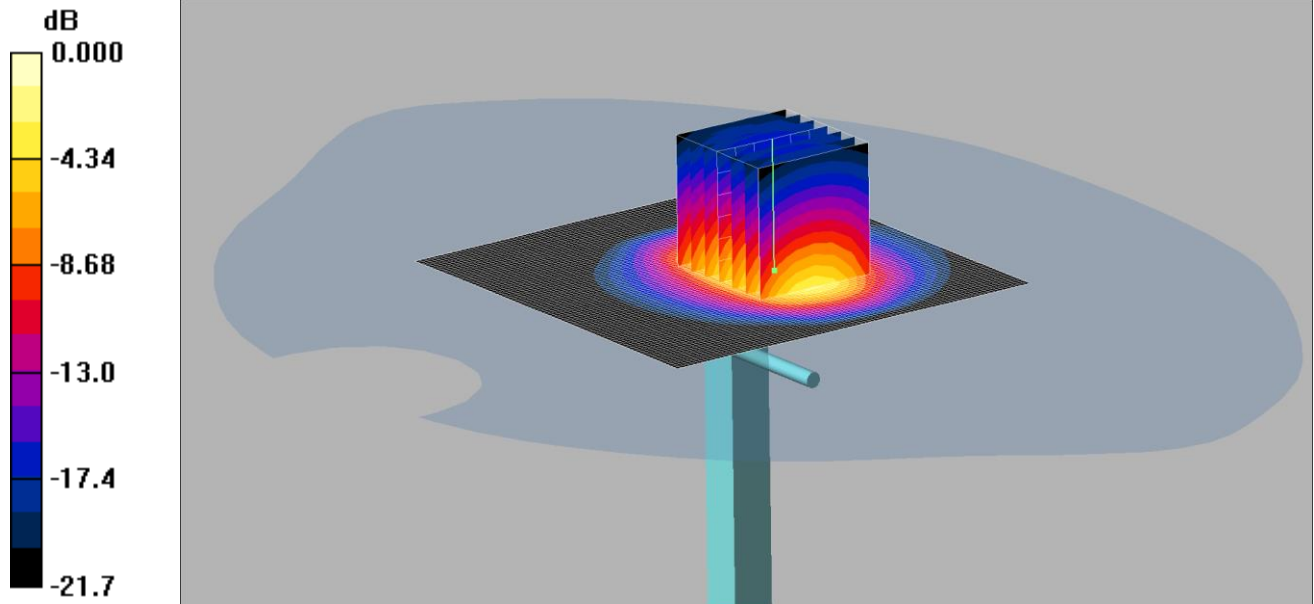
CERTIFICATE  
NUMBER :  
11903949JD01D

UKAS Accredited Calibration Laboratory No. 5248

Page 8 of 10

### DASY Validation Scan for Body Stimulating Liquid (MSL)

DUT: Dipole 2300 MHz D2300V2; Type: D2300V2; Serial: SN:1058



0 dB = 15.5mW/g

Communication System: CW; Frequency: 2300 MHz; Duty Cycle: 1:1  
Medium: 2300 Medium parameters used:  $f = 2300$  MHz;  $\sigma = 1.86$  mho/m;  $\epsilon_r = 51.9$ ;  $\rho = 1000$  kg/m<sup>3</sup>  
Phantom section: Flat Section

DASY4 Configuration:

- Probe: ES3DV3 - SN3335; ConvF(4.88, 4.88, 4.88);

- Sensor-Surface: 4mm (Mechanical Surface Detection)

- Electronics: DAE4 Sn431; Calibrated: 18/11/2016

- Phantom: SAM 12a (Site 57); Type: SAM 4.0; Serial: TP:1020

- Measurement SW: DASY4, V4.7 Build 80; Postprocessing SW: SEMCAD, V1.8 Build 186

**d=10mm, Pin=250mW 2 2 2/Area Scan (81x81x1):** Measurement grid: dx=12mm, dy=12mm

Maximum value of SAR (interpolated) = 16.1 mW/g

**d=10mm, Pin=250mW 2 2 2/Zoom Scan (7x7x7) 2 (7x7x7)/Cube 0:** Measurement grid: dx=5mm, dy=5mm, dz=5mm

Reference Value = 71.9 V/m; Power Drift = 0.091 dB

Peak SAR (extrapolated) = 28.9 W/kg

**SAR(1 g) = 13.6 mW/g; SAR(10 g) = 6.25 mW/g**

Maximum value of SAR (measured) = 15.5 mW/g

# CERTIFICATE OF CALIBRATION

## ISSUED BY UL VS LTD

UKAS Accredited Calibration Laboratory No. 5248

CERTIFICATE  
NUMBER :  
11903949JD01D

Page 9 of 10

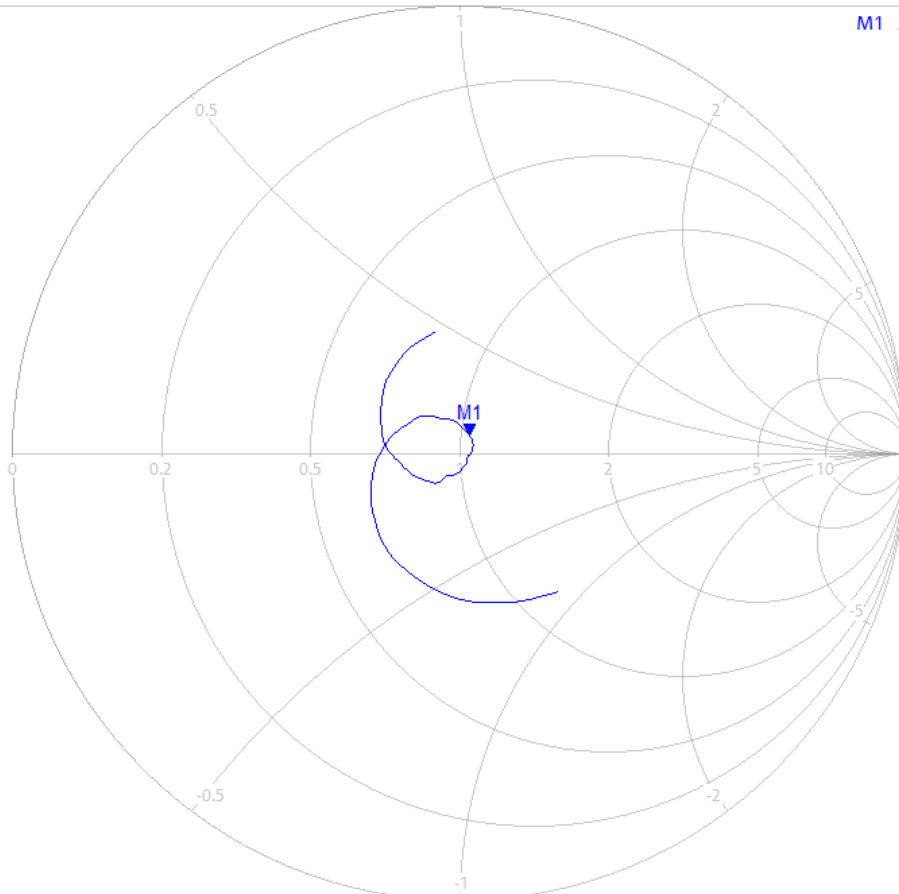
### Impedance Measurement Plot for Body Stimulating Liquid (MSL)

8/29/2017 3:11:48 PM  
1328.5170K92-100151-MV

Trc1 — S11 Smith 200 mU/ Ref 1 U Cal Smo

1

M1 2.300000 GHz 52.480  $\Omega$   
j4.254  $\Omega$   
294.339 pH



Ch1 Start 2.1 GHz

Pwr -10 dBm Bw 100 kHz

Stop 2.5 GHz

# CERTIFICATE OF CALIBRATION

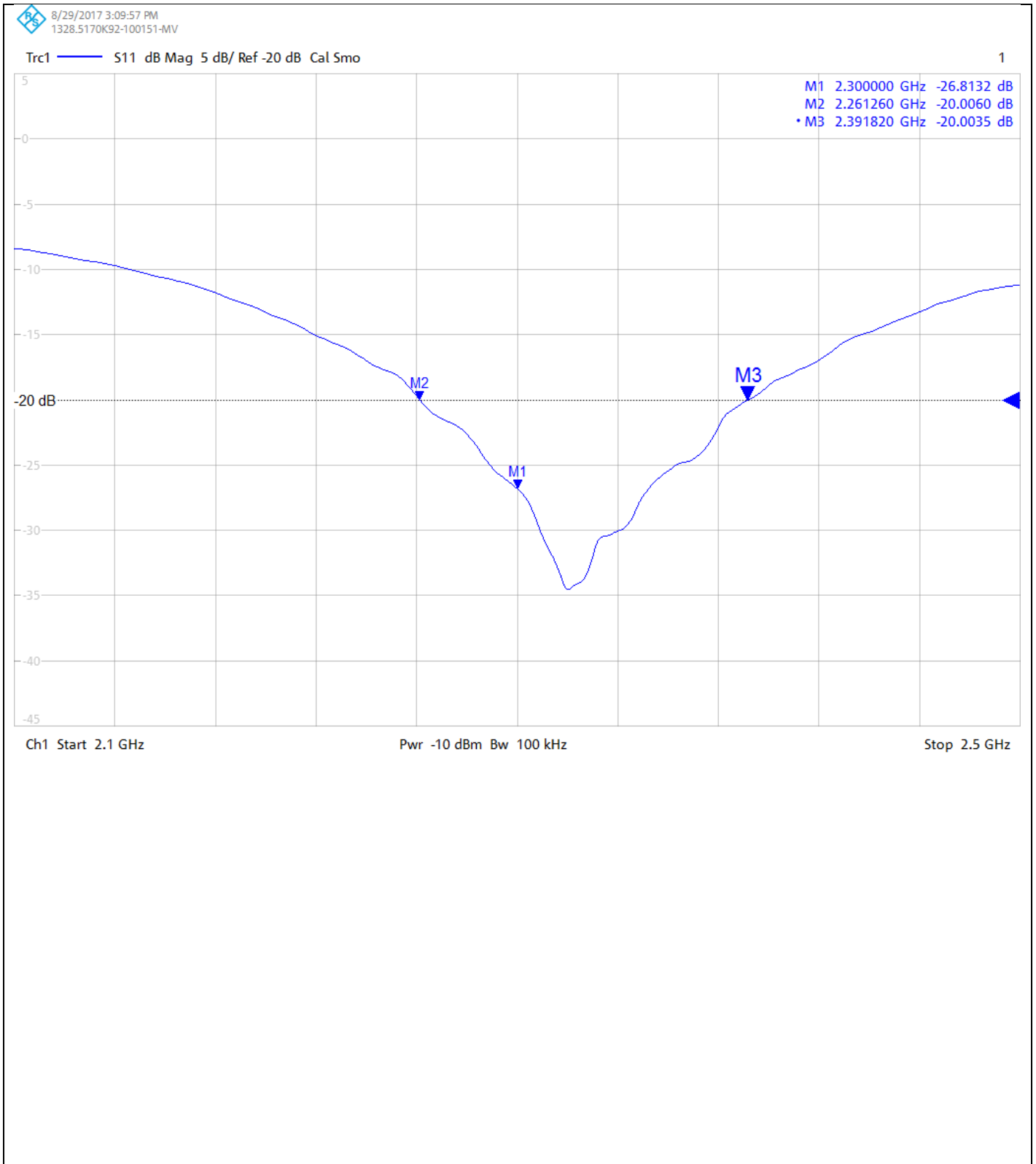
## ISSUED BY UL VS LTD

UKAS Accredited Calibration Laboratory No. 5248

CERTIFICATE  
NUMBER :  
11903949JD01D


Page 10 of 10


### Return Loss Measurement Plot for Body Stimulating Liquid (MSL)






**Calibration Certificate Label:**

 <p>UKAS CALIBRATION 5248</p>	<p><b>UL VS LTD - Tel: +44 (0) 1256312000</b></p> <p>Certificate Number: 11903949JD01D</p> <p>Instrument ID: 1058</p> <p>Calibration Date: 31/Aug/2017</p> <p>Calibration Due Date:</p>
--	---

 <p>UKAS CALIBRATION 5248</p>	<p><b>UL VS LTD - Tel: +44 (0) 1256312000</b></p> <p>Certificate Number: 11903949JD01D</p> <p>Instrument ID: 1058</p> <p>Calibration Date: 31/Aug/2017</p> <p>Calibration Due Date:</p>
--	---

 <p>UKAS CALIBRATION 5248</p>	<p><b>UL VS LTD - Tel: +44 (0) 1256312000</b></p> <p>Certificate Number: 11903949JD01D</p> <p>Instrument ID: 1058</p> <p>Calibration Date: 31/Aug/2017</p> <p>Calibration Due Date:</p>
--	---



Accreditation No.: **SCS 0108**

Accredited by the Swiss Accreditation Service (SAS)

The Swiss Accreditation Service is one of the signatories to the EA  
Multilateral Agreement for the recognition of calibration certificates

Client **UL CCS USA**

Certificate No: **D2450V2-706\_May18**

## CALIBRATION CERTIFICATE

Object **D2450V2 - SN:706**

Calibration procedure(s) **QA CAL-05.v10  
Calibration procedure for dipole validation kits above 700 MHz**

Calibration date: **May 18, 2018**

This calibration certificate documents the traceability to national standards, which realize the physical units of measurements (SI).  
The measurements and the uncertainties with confidence probability are given on the following pages and are part of the certificate.

All calibrations have been conducted in the closed laboratory facility: environment temperature (22 ± 3)°C and humidity < 70%.

Calibration Equipment used (M&TE critical for calibration)

Primary Standards	ID #	Cal Date (Certificate No.)	Scheduled Calibration
Power meter NRP	SN: 104778	04-Apr-18 (No. 217-02672/02673)	Apr-19
Power sensor NRP-Z91	SN: 103244	04-Apr-18 (No. 217-02672)	Apr-19
Power sensor NRP-Z91	SN: 103245	04-Apr-18 (No. 217-02673)	Apr-19
Reference 20 dB Attenuator	SN: 5058 (20k)	04-Apr-18 (No. 217-02682)	Apr-19
Type-N mismatch combination	SN: 5047.2 / 06327	04-Apr-18 (No. 217-02683)	Apr-19
Reference Probe EX3DV4	SN: 7349	30-Dec-17 (No. EX3-7349_Dec17)	Dec-18
DAE4	SN: 601	26-Oct-17 (No. DAE4-601_Oct17)	Oct-18

Secondary Standards	ID #	Check Date (in house)	Scheduled Check
Power meter EPM-442A	SN: GB37480704	07-Oct-15 (in house check Oct-16)	In house check: Oct-18
Power sensor HP 8481A	SN: US37292783	07-Oct-15 (in house check Oct-16)	In house check: Oct-18
Power sensor HP 8481A	SN: MY41092317	07-Oct-15 (in house check Oct-16)	In house check: Oct-18
RF generator R&S SMT-06	SN: 100972	15-Jun-15 (in house check Oct-16)	In house check: Oct-18
Network Analyzer HP 8753E	SN: US37390585	18-Oct-01 (in house check Oct-17)	In house check: Oct-18

Calibrated by:	Name Manu Seitz	Function Laboratory Technician	Signature 
Approved by:	Name Katja Pokovic	Function Technical Manager	Signature 

Issued: May 22, 2018

This calibration certificate shall not be reproduced except in full without written approval of the laboratory.



Accredited by the Swiss Accreditation Service (SAS)

The Swiss Accreditation Service is one of the signatories to the EA  
Multilateral Agreement for the recognition of calibration certificates

Accreditation No.: **SCS 0108**

### Glossary:

TSL	tissue simulating liquid
ConvF	sensitivity in TSL / NORM x,y,z
N/A	not applicable or not measured

### Calibration is Performed According to the Following Standards:

- IEEE Std 1528-2013, "IEEE Recommended Practice for Determining the Peak Spatial-Averaged Specific Absorption Rate (SAR) in the Human Head from Wireless Communications Devices: Measurement Techniques", June 2013
- IEC 62209-1, "Measurement procedure for the assessment of Specific Absorption Rate (SAR) from hand-held and body-mounted devices used next to the ear (frequency range of 300 MHz to 6 GHz)", July 2016
- IEC 62209-2, "Procedure to determine the Specific Absorption Rate (SAR) for wireless communication devices used in close proximity to the human body (frequency range of 30 MHz to 6 GHz)", March 2010
- KDB 865664, "SAR Measurement Requirements for 100 MHz to 6 GHz"

### Additional Documentation:

- DASY4/5 System Handbook

### Methods Applied and Interpretation of Parameters:

- Measurement Conditions:** Further details are available from the Validation Report at the end of the certificate. All figures stated in the certificate are valid at the frequency indicated.
- Antenna Parameters with TSL:** The dipole is mounted with the spacer to position its feed point exactly below the center marking of the flat phantom section, with the arms oriented parallel to the body axis.
- Feed Point Impedance and Return Loss:** These parameters are measured with the dipole positioned under the liquid filled phantom. The impedance stated is transformed from the measurement at the SMA connector to the feed point. The Return Loss ensures low reflected power. No uncertainty required.
- Electrical Delay:** One-way delay between the SMA connector and the antenna feed point. No uncertainty required.
- SAR measured:** SAR measured at the stated antenna input power.
- SAR normalized:** SAR as measured, normalized to an input power of 1 W at the antenna connector.
- SAR for nominal TSL parameters:** The measured TSL parameters are used to calculate the nominal SAR result.

The reported uncertainty of measurement is stated as the standard uncertainty of measurement multiplied by the coverage factor  $k=2$ , which for a normal distribution corresponds to a coverage probability of approximately 95%.

## Measurement Conditions

DASY system configuration, as far as not given on page 1.

<b>DASY Version</b>	DASY5	V52.10.1
<b>Extrapolation</b>	Advanced Extrapolation	
<b>Phantom</b>	Modular Flat Phantom	
<b>Distance Dipole Center - TSL</b>	10 mm	with Spacer
<b>Zoom Scan Resolution</b>	dx, dy, dz = 5 mm	
<b>Frequency</b>	2450 MHz ± 1 MHz	

## Head TSL parameters

The following parameters and calculations were applied.

	Temperature	Permittivity	Conductivity
<b>Nominal Head TSL parameters</b>	22.0 °C	39.2	1.80 mho/m
<b>Measured Head TSL parameters</b>	(22.0 ± 0.2) °C	38.2 ± 6 %	1.85 mho/m ± 6 %
<b>Head TSL temperature change during test</b>	< 0.5 °C	----	----

## SAR result with Head TSL

<b>SAR averaged over 1 cm<sup>3</sup> (1 g) of Head TSL</b>	Condition	
SAR measured	250 mW input power	13.4 W/kg
SAR for nominal Head TSL parameters	normalized to 1W	<b>52.6 W/kg ± 17.0 % (k=2)</b>

<b>SAR averaged over 10 cm<sup>3</sup> (10 g) of Head TSL</b>	condition	
SAR measured	250 mW input power	6.22 W/kg
SAR for nominal Head TSL parameters	normalized to 1W	<b>24.6 W/kg ± 16.5 % (k=2)</b>

## Body TSL parameters

The following parameters and calculations were applied.

	Temperature	Permittivity	Conductivity
<b>Nominal Body TSL parameters</b>	22.0 °C	52.7	1.95 mho/m
<b>Measured Body TSL parameters</b>	(22.0 ± 0.2) °C	52.3 ± 6 %	1.99 mho/m ± 6 %
<b>Body TSL temperature change during test</b>	< 0.5 °C	----	----

## SAR result with Body TSL

<b>SAR averaged over 1 cm<sup>3</sup> (1 g) of Body TSL</b>	Condition	
SAR measured	250 mW input power	12.8 W/kg
SAR for nominal Body TSL parameters	normalized to 1W	<b>50.6 W/kg ± 17.0 % (k=2)</b>

<b>SAR averaged over 10 cm<sup>3</sup> (10 g) of Body TSL</b>	condition	
SAR measured	250 mW input power	5.96 W/kg
SAR for nominal Body TSL parameters	normalized to 1W	<b>23.7 W/kg ± 16.5 % (k=2)</b>



## Appendix (Additional assessments outside the scope of SCS 0108)

### Antenna Parameters with Head TSL

Impedance, transformed to feed point	52.1 $\Omega$ + 6.8 j $\Omega$
Return Loss	- 23.1 dB

### Antenna Parameters with Body TSL

Impedance, transformed to feed point	47.1 $\Omega$ + 6.6 j $\Omega$
Return Loss	- 22.6 dB

### General Antenna Parameters and Design

Electrical Delay (one direction)	1.143 ns
----------------------------------	----------

After long term use with 100W radiated power, only a slight warming of the dipole near the feedpoint can be measured.

The dipole is made of standard semirigid coaxial cable. The center conductor of the feeding line is directly connected to the second arm of the dipole. The antenna is therefore short-circuited for DC-signals. On some of the dipoles, small end caps are added to the dipole arms in order to improve matching when loaded according to the position as explained in the "Measurement Conditions" paragraph. The SAR data are not affected by this change. The overall dipole length is still according to the Standard.

No excessive force must be applied to the dipole arms, because they might bend or the soldered connections near the feedpoint may be damaged.

### Additional EUT Data

Manufactured by	SPEAG
Manufactured on	May 28, 2002

# DASY5 Validation Report for Head TSL

Date: 18.05.2018

Test Laboratory: SPEAG, Zurich, Switzerland

**DUT: Dipole 2450 MHz; Type: D2450V2; Serial: D2450V2 - SN:706**

Communication System: UID 0 - CW; Frequency: 2450 MHz

Medium parameters used:  $f = 2450$  MHz;  $\sigma = 1.85$  S/m;  $\epsilon_r = 38.2$ ;  $\rho = 1000$  kg/m<sup>3</sup>

Phantom section: Flat Section

Measurement Standard: DASY5 (IEEE/IEC/ANSI C63.19-2011)

DASY52 Configuration:

- Probe: EX3DV4 - SN7349; ConvF(7.88, 7.88, 7.88) @ 2450 MHz; Calibrated: 30.12.2017
- Sensor-Surface: 1.4mm (Mechanical Surface Detection)
- Electronics: DAE4 Sn601; Calibrated: 26.10.2017
- Phantom: Flat Phantom 5.0 (front); Type: QD 000 P50 AA; Serial: 1001
- DASY52 52.10.1(1476); SEMCAD X 14.6.11(7439)

## Dipole Calibration for Head Tissue/Pin=250 mW, d=10mm/Zoom Scan (7x7x7)/Cube 0:


Measurement grid: dx=5mm, dy=5mm, dz=5mm

Reference Value = 116.9 V/m; Power Drift = -0.07 dB

Peak SAR (extrapolated) = 26.7 W/kg

**SAR(1 g) = 13.4 W/kg; SAR(10 g) = 6.22 W/kg**

Maximum value of SAR (measured) = 22.0 W/kg



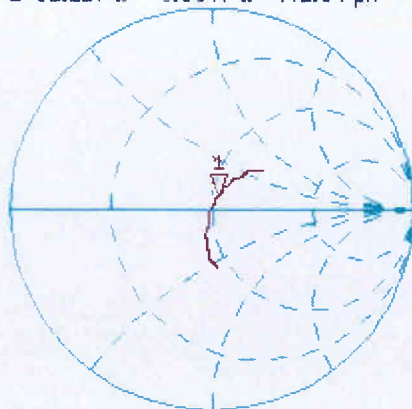
0 dB = 22.0 W/kg = 13.42 dBW/kg

# Impedance Measurement Plot for Head TSL

18 May 2018 08:55:31

CH1 S11 1 U FS 1: 52.117  $\Omega$  6.8047  $\Omega$  442.04  $\mu\text{H}$  2 450.000 000 MHz

\*  
De1  
Cor



Avg  
16

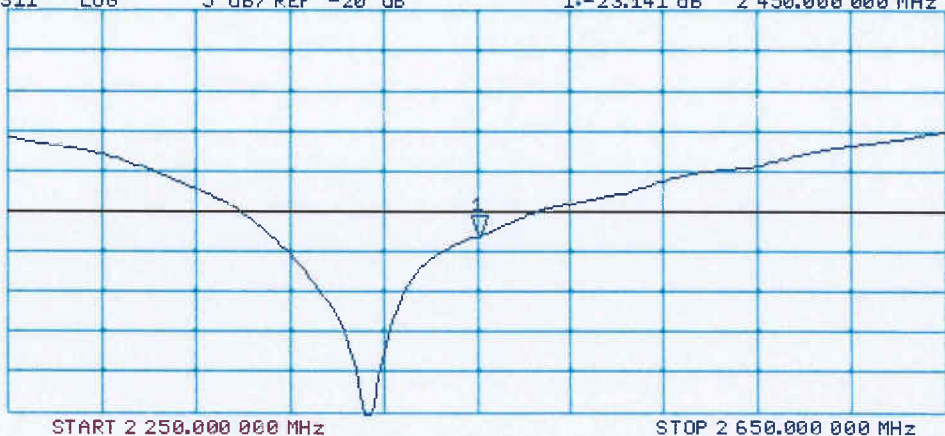
H1 d

CH2 S11 LOG 5 dB/REF -20 dB 1: -23.141 dB 2 450.000 000 MHz

Cor

Avg  
16

H1 d



# DASY5 Validation Report for Body TSL

Date: 18.05.2018

Test Laboratory: SPEAG, Zurich, Switzerland

**DUT: Dipole 2450 MHz; Type: D2450V2; Serial: D2450V2 - SN:706**

Communication System: UID 0 - CW; Frequency: 2450 MHz

Medium parameters used:  $f = 2450$  MHz;  $\sigma = 1.99$  S/m;  $\epsilon_r = 52.3$ ;  $\rho = 1000$  kg/m<sup>3</sup>

Phantom section: Flat Section

Measurement Standard: DASY5 (IEEE/IEC/ANSI C63.19-2011)

DASY52 Configuration:

- Probe: EX3DV4 - SN7349; ConvF(8.01, 8.01, 8.01) @ 2450 MHz; Calibrated: 30.12.2017
- Sensor-Surface: 1.4mm (Mechanical Surface Detection)
- Electronics: DAE4 Sn601; Calibrated: 26.10.2017
- Phantom: Flat Phantom 5.0 (back); Type: QD 000 P50 AA; Serial: 1002
- DASY52 52.10.1(1476); SEMCAD X 14.6.11(7439)

## Dipole Calibration for Body Tissue/Pin=250 mW, d=10mm/Zoom Scan (7x7x7)/Cube 0:

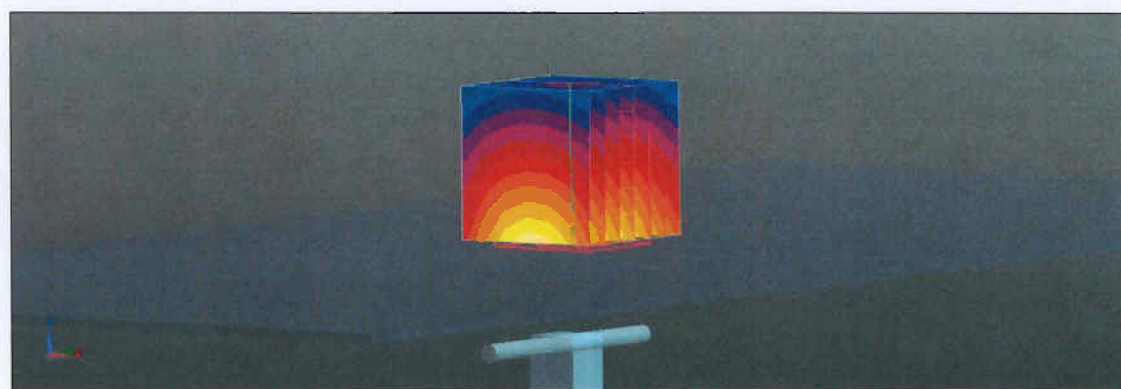
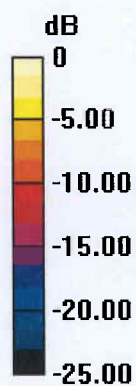
Measurement grid: dx=5mm, dy=5mm, dz=5mm

Reference Value = 107.2 V/m; Power Drift = -0.08 dB

Peak SAR (extrapolated) = 25.3 W/kg

**SAR(1 g) = 12.8 W/kg; SAR(10 g) = 5.96 W/kg**

Maximum value of SAR (measured) = 20.5 W/kg



0 dB = 20.5 W/kg = 13.12 dBW/kg



# Impedance Measurement Plot for Body TSL

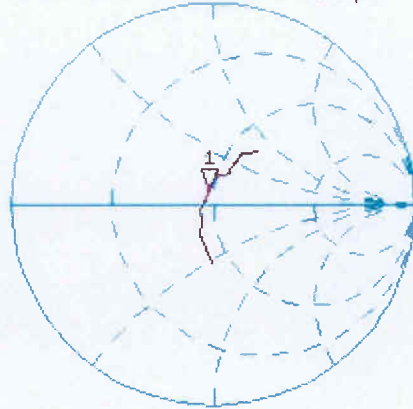
18 May 2018 08:52:55

CH1 S11 1 U FS

1: 47.086  $\Omega$  6.6133  $\Omega$  429.61 pF

2 450.000 000 MHz

\*  
Del  
Cor



Avg  
16

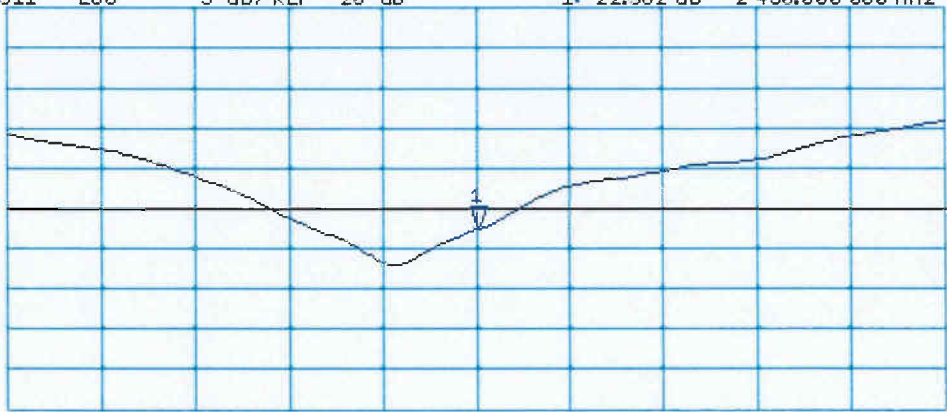
H1 d

CH2 S11 LOG 5 dB/REF -20 dB 1: -22.582 dB 2 450.000 000 MHz

Cor

Avg  
16

H1 d



START 2 250.000 000 MHz

STOP 2 650.000 000 MHz

## Appendix (Additional assessments outside the scope of SCS 0108)

### Evaluation Condition

Phantom	SAM Head Phantom	For usage with cSAR3DV2-R/L
---------	------------------	-----------------------------

### SAR result with SAM Head (Top)

SAR averaged over 1 cm <sup>3</sup> (1 g) of Head TSL	Condition	
SAR (average measured)	250 mW input power	13.9 W/kg
SAR for nominal Head TSL parameters	normalized to 1W	<b>55.9 W/kg ± 17.5 % (k=2)</b>

SAR averaged over 10 cm <sup>3</sup> (10 g) of Head TSL	condition	
SAR measured	250 mW input power	6.49 W/kg
SAR for nominal Head TSL parameters	normalized to 1W	<b>26.1 W/kg ± 16.9 % (k=2)</b>

### SAR result with SAM Head (Mouth)

SAR averaged over 1 cm <sup>3</sup> (1 g) of Head TSL	Condition	
SAR (average measured)	250 mW input power	14.2 W/kg
SAR for nominal Head TSL parameters	normalized to 1W	<b>57.0 W/kg ± 17.5 % (k=2)</b>

SAR averaged over 10 cm <sup>3</sup> (10 g) of Head TSL	condition	
SAR (average measured)	250 mW input power	6.82 W/kg
SAR for nominal Head TSL parameters	normalized to 1W	<b>27.4 W/kg ± 16.9 % (k=2)</b>

### SAR result with SAM Head (Neck)

SAR averaged over 1 cm <sup>3</sup> (1 g) of Head TSL	Condition	
SAR (average measured)	250 mW input power	13.3 W/kg
SAR for nominal Head TSL parameters	normalized to 1W	<b>53.7 W/kg ± 17.5 % (k=2)</b>

SAR averaged over 10 cm <sup>3</sup> (10 g) of Head TSL	condition	
SAR (average measured)	250 mW input power	6.22 W/kg
SAR for nominal Head TSL parameters	normalized to 1W	<b>25.0 W/kg ± 16.9 % (k=2)</b>

### SAR result with SAM Head (Ear)

SAR averaged over 1 cm <sup>3</sup> (1 g) of Head TSL	Condition	
SAR (average measured)	250 mW input power	8.56 W/kg
SAR for nominal Head TSL parameters	normalized to 1W	<b>34.4 W/kg ± 17.5 % (k=2)</b>

SAR averaged over 10 cm <sup>3</sup> (10 g) of Head TSL	condition	
SAR (average measured)	250 mW input power	4.32 W/kg
SAR for nominal Head TSL parameters	normalized to 1W	<b>17.4 W/kg ± 16.9 % (k=2)</b>

# CERTIFICATE OF CALIBRATION

ISSUED BY **UL VS LTD**

DATE OF ISSUE: 19/Feb/2018      CERTIFICATE NUMBER : 12129912JD01A



5248

UL VS LTD  
PAVILION A  
ASHWOOD PARK, ASHWOOD WAY  
BASINGSTOKE, HAMPSHIRE  
RG23 8BG, UK  
TEL: +44 (0) 1256 312000  
FAX: +44 (0) 1256 312001  
Email: LST.UK.Calibration@ul.com



Page 1 of 10

**APPROVED SIGNATORY**

A handwritten signature in black ink, appearing to read 'M. Naseer'.

.....  
Naseer Mirza

**Customer :**

UL VS Inc  
47173 Benicia Street  
Fremont, CA 94538, USA

**Equipment Details:**

Description:	Dipole Validation Kit	Date of Receipt:	09/Feb/2018
Manufacturer:	Speag		
Type/Model Number:	D2450V2		
Serial Number:	748		
Calibration Date:	14/Feb/2018		
Calibrated By:	Chanthu Thevarajah Laboratory Engineer		

Signature:

A handwritten signature in black ink, appearing to be a stylized 'C'.

.....

All Calibration have been conducted in the closed laboratory facility: Lab Temperature (22±3) °C and humidity < 70%

This certificate is issued in accordance with the laboratory accreditation requirements of the United Kingdom Accreditation Service. It provides traceability of measurement to the SI system of units and/or to units of measurement realised at the National Physical Laboratory or other recognised national metrology institutes. This certificate may not be reproduced other than in full, except with the prior written approval of the issuing laboratory.

Use of the UKAS mark demonstrates that compliance with the requirements of BS/EN/ISO/IEC 17025 has been independently assessed.

# CERTIFICATE OF CALIBRATION

## ISSUED BY UL VS LTD

UKAS Accredited Calibration Laboratory No. 5248

CERTIFICATE  
NUMBER :  
12129912JD01A

Page 2 of 10

The calibration methods and procedures used were as detailed in:

1. **IEC 62209-1:2005**: Procedure to determine the specific absorption rate (SAR) for hand-held devices used in close proximity to the ear (frequency range of 300 MHz to 3 GHz)
2. **IEC 62209-2:2010**: Procedure to determine the specific absorption rate (SAR) for wireless communication devices used in close proximity to the human body (frequency range of 30 MHz to 6 GHz)
3. **IEEE 1528: 2013**: IEEE Recommended Practice for Determining the Peak Spatial-Average Specific Absorption Rate (SAR) in the Human Head from Wireless Communication Devices: Measurement Techniques
4. FCC KDB Publication Number: “**KDB865664 D01 SAR Measurement 100 MHz to 6 GHz**”
5. **SPEAG DASY4/ DASY5 System Handbook**

The measuring equipment used to perform the calibration, documented in this certificate has been calibrated in accordance with the manufacturers' recommendations, and is traceable to recognized national standards.

UL No.	Instrument	Manufacturer	Type No.	Serial No.	Date Last Calibrated	Cal. Interval (Months)
A2110	Data Acquisition Electronics	SPEAG	DAE4	431	08 Nov 2017	12
A2077	Probe	SPEAG	EX3DV4	3814	28 Sep 2017	12
A1322	Dipole	SPEAG	D2450V2	725	19 Sep 2017	12
PRE0151451	Power Monitoring Kit	Art-Fi	ART 100850-01	0001	Cal as part of System	12
PRE0176448	Power Sensor	Rhode & Schwarz	NRP-Z51	103459	20 June 2017	12
M1015	Network Analyser	Agilent Technologies	8753ES	US39172406	10 Oct 2017	12
PRE0151154	Network Analyser	Rhode & Schwarz	ZND8	100151	14 Dec 2016	24
PRE0151877	Calibration Kit	Rhode & Schwarz	Z135	102947-Bt	09 May 2016	12
M1838	Signal Generator	Rhode & Schwarz	SME06	831377/005	30 March 2017	12

# CERTIFICATE OF CALIBRATION

## ISSUED BY UL VS LTD

UKAS Accredited Calibration Laboratory No. 5248

CERTIFICATE  
NUMBER :  
12129912JD01A

Page 3 of 10

### SAR System Specification

Robot System Positioner:	Stäubli Unimation Corp. Robot Model: TX60L
Robot Serial Number:	F14/5T5ZA1/A/01
DASY Version:	DASY 52 (v52.8.8.1258)
Phantom:	Flat section of SAM Twin Phantom
Distance Dipole Centre:	10 mm (with spacer)
Frequency:	2450 MHz

### Dielectric Property Measurements – Head Simulating Liquid (HSL)

Simulant Liquid	Frequency (MHz)	Room Temp		Liquid Temp		Parameters	Target Value	Measured Value	Uncertainty (%)
		Start	End	Start	End				
Head	2450	22.0 °C	22.0 °C	21.6°C	22.0°C	$\epsilon_r$	39.20	38.11	± 5%
						$\sigma$	1.80	1.78	± 5%

### SAR Results – Head Simulating Liquid (HSL)

Simulant Liquid	SAR Measured	250 mW input Power	Normalised to 1.00 W	Uncertainty (%)
Head	SAR averaged over 1g	13.30 W/Kg	<b>52.94 W/Kg</b>	± 17.57%
	SAR averaged over 10g	6.18 W/Kg	<b>24.60 W/Kg</b>	± 17.32%

### Antenna Parameters – Head Simulating Liquid (HSL)

Simulant Liquid	Parameter	Measured Level	Uncertainty (%)
Head	Impedance	52.358 $\Omega$ 3.89 $j\Omega$	± 0.28 $\Omega$ ± 0.044 $j\Omega$
	Return Loss	27.52	± 2.03 dB

# CERTIFICATE OF CALIBRATION

## ISSUED BY UL VS LTD

UKAS Accredited Calibration Laboratory No. 5248

CERTIFICATE  
NUMBER :  
12129912JD01A

Page 4 of 10

### Dielectric Property Measurements – Body Simulating Liquid (MSL)

Simulant Liquid	Frequency (MHz)	Room Temp		Liquid Temp		Parameters	Target Value	Measured Value	Uncertainty (%)
		Start	End	Start	End				
Body	2450	22.0 °C	22.0 °C	21.6°C	22.0°C	$\epsilon_r$	52.70	50.63	± 5%
						$\sigma$	1.95	2.02	± 5%

### SAR Results – Body Simulating Liquid (MSL)

Simulant Liquid	SAR Measured	250 mW input Power	Normalised to 1.00 W	Uncertainty (%)
Body	SAR averaged over 1g	12.80 W/Kg	<b>50.95 W/Kg</b>	± 18.06%
	SAR averaged over 10g	5.98 W/Kg	<b>23.80 W/Kg</b>	± 17.44%

### Antenna Parameters – Body Simulating Liquid (MSL)

Simulant Liquid	Parameter	Measured Level	Uncertainty (%)
Body	Impedance	52.47 $\Omega$ -1.10 j $\Omega$	± 0.28 $\Omega$ ± 0.044 j $\Omega$
	Return Loss	30.00	± 2.03 dB

# CERTIFICATE OF CALIBRATION

## ISSUED BY UL VS LTD

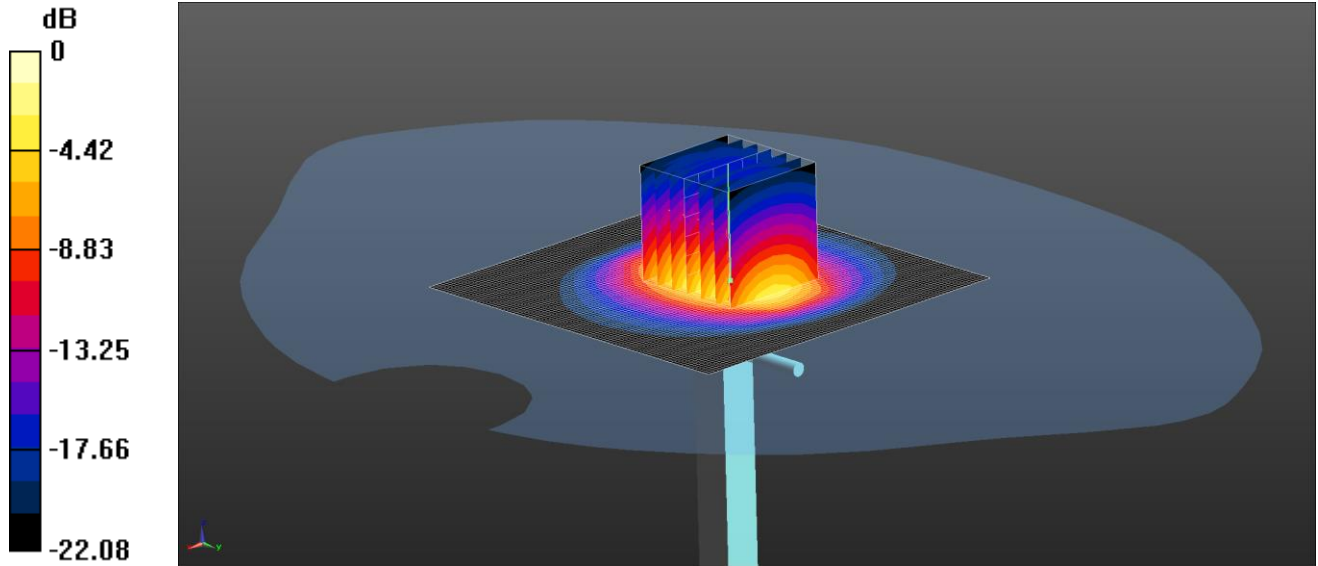
UKAS Accredited Calibration Laboratory No. 5248

CERTIFICATE  
NUMBER :  
12129912JD01A

Page 5 of 10

### DASY Validation Scan for Head Stimulating Liquid (HSL)

DUT: D2450V2 - SN748; Type: D2450V2; Serial: SN748



0 dB = 17.6 W/kg = 12.46 dBW/kg

Communication System: UID 0, CW (0); Frequency: 2450 MHz; Duty Cycle: 1:1  
Medium: 2450 MHz HSL Medium parameters used:  $f = 2450$  MHz;  $\sigma = 1.779$  S/m;  $\epsilon_r = 38.111$ ;  $\rho = 1000$  kg/m<sup>3</sup>  
Phantom section: Flat Section

DASY4 Configuration:

- Probe: EX3DV4 - SN3814; ConvF(7.04, 7.04, 7.04); Calibrated: 28/09/2017;
- Sensor-Surface: 3mm (Mechanical Surface Detection)
- Electronics: DAE4 Sn431; Calibrated: 08/11/2017
- Phantom: SAM (20deg probe tilt) with CRP v4.0; Type: QD000P40CC; Serial: TP:1818
- ; SEMCAD X Version 14.6.10 (7372)

**Configuration/d=10mm, Pin=250mW /Area Scan (81x81x1):** Interpolated grid: dx=1.200 mm, dy=1.200 mm

Maximum value of SAR (interpolated) = 17.9 W/kg

**Configuration/d=10mm, Pin=250mW /Zoom Scan (7x7x7) (7x7x7)/Cube 0:** Measurement grid: dx=5mm, dy=5mm, dz=5mm

Reference Value = 97.54 V/m; Power Drift = 0.14 dB

Peak SAR (extrapolated) = 27.6 W/kg

**SAR(1 g) = 13.3 W/kg; SAR(10 g) = 6.18 W/kg**

Maximum value of SAR (measured) = 17.6 W/kg

# CERTIFICATE OF CALIBRATION

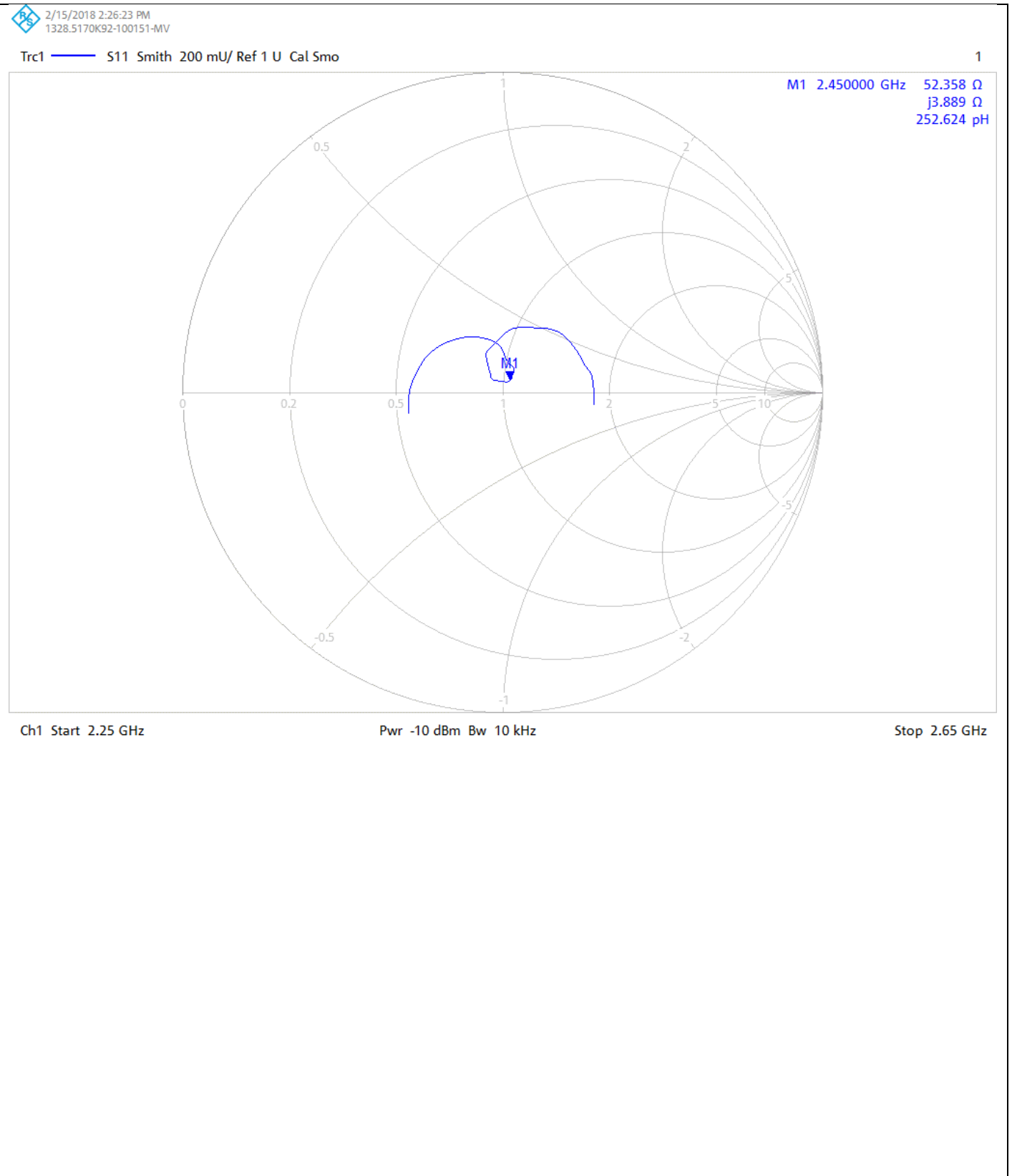
## ISSUED BY UL VS LTD

CERTIFICATE  
NUMBER :  
12129912JD01A

UKAS Accredited Calibration Laboratory No. 5248

Page 6 of 10

### Impedance Measurement Plot for Head Stimulating Liquid (HSL)





# CERTIFICATE OF CALIBRATION

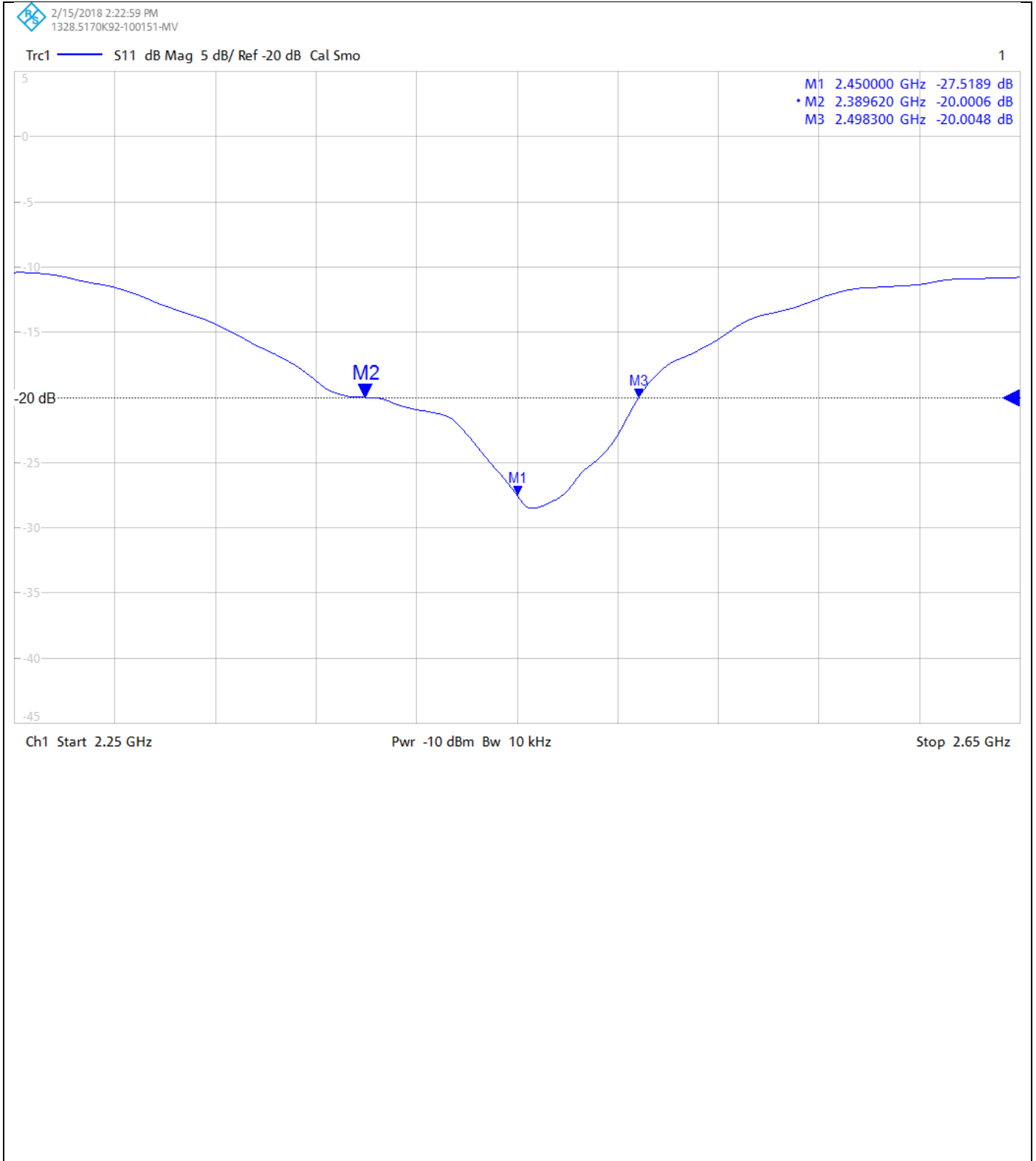
## ISSUED BY UL VS LTD

UKAS Accredited Calibration Laboratory No. 5248

CERTIFICATE  
NUMBER :  
12129912JD01A

Page 7 of 10

### Return Loss Measurement Plot for Head Stimulating Liquid (HSL)



# CERTIFICATE OF CALIBRATION

## ISSUED BY UL VS LTD

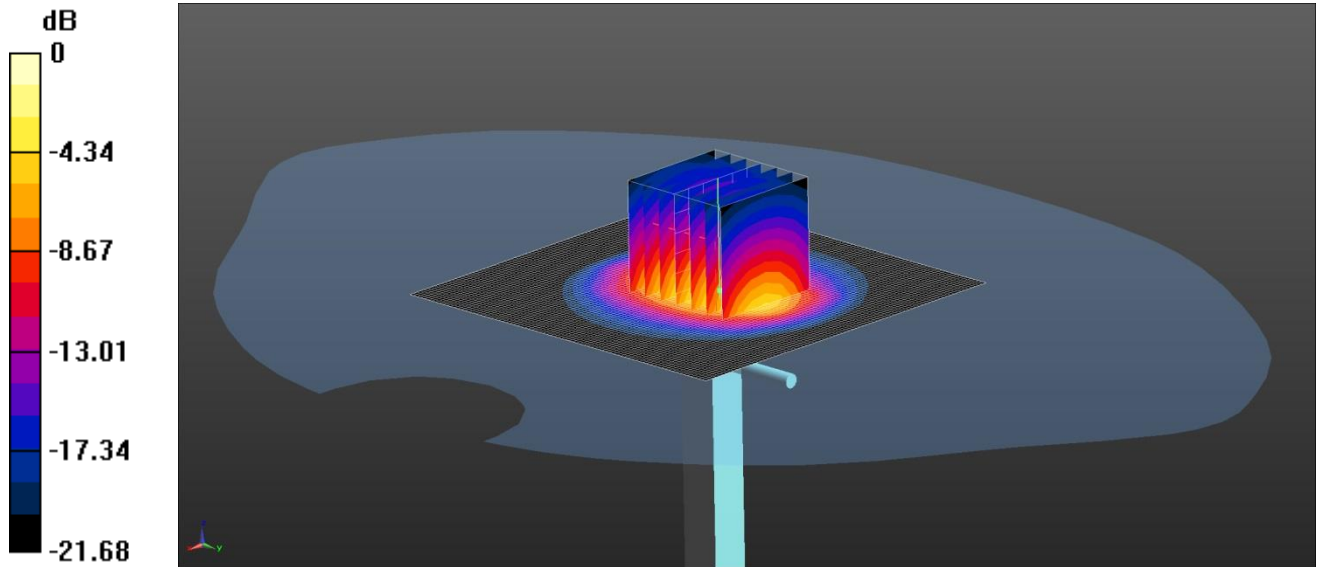
UKAS Accredited Calibration Laboratory No. 5248

CERTIFICATE  
NUMBER :  
12129912JD01A

Page 8 of 10

### DASY Validation Scan for Body Stimulating Liquid (MSL)

DUT: D2450V2 - SN748; Type: D2450V2; Serial: SN748



0 dB = 19.4 W/kg = 12.88 dBW/kg

Communication System: UID 0, CW (0); Frequency: 2450 MHz; Duty Cycle: 1:1  
Medium: 2450 MSL Medium parameters used:  $f = 2450$  MHz;  $\sigma = 2.02$  S/m;  $\epsilon_r = 50.632$ ;  $\rho = 1000$  kg/m<sup>3</sup>  
Phantom section: Flat Section  
DASY4 Configuration:  
- Probe: EX3DV4 - SN3814; ConvF(7.2, 7.2, 7.2); Calibrated: 28/09/2017;  
- Sensor-Surface: 4mm (Mechanical Surface Detection), Sensor-Surface: 2mm (Mechanical Surface Detection)  
- Electronics: DAE4 Sn431; Calibrated: 08/11/2017  
- Phantom: SAM (20deg probe tilt) with CRP v4.0; Type: QD000P40CC; Serial: TP:1818  
- ; SEMCAD X Version 14.6.10 (7372)

**Configuration/d=10mm, Pin=250mW /Area Scan (81x81x1):** Interpolated grid: dx=1.200 mm, dy=1.200 mm

Maximum value of SAR (interpolated) = 15.4 W/kg

**Configuration/d=10mm, Pin=250mW /Zoom Scan (7x7x7) (7x7x7)/Cube 0:** Measurement grid: dx=5mm, dy=5mm, dz=5mm

Reference Value = 85.33 V/m; Power Drift = -0.00 dB

Peak SAR (extrapolated) = 25.8 W/kg

**SAR(1 g) = 12.8 W/kg; SAR(10 g) = 5.98 W/kg**

Maximum value of SAR (measured) = 19.4 W/kg

# CERTIFICATE OF CALIBRATION

## ISSUED BY UL VS LTD

UKAS Accredited Calibration Laboratory No. 5248

CERTIFICATE  
NUMBER :  
12129912JD01A

Page 9 of 10

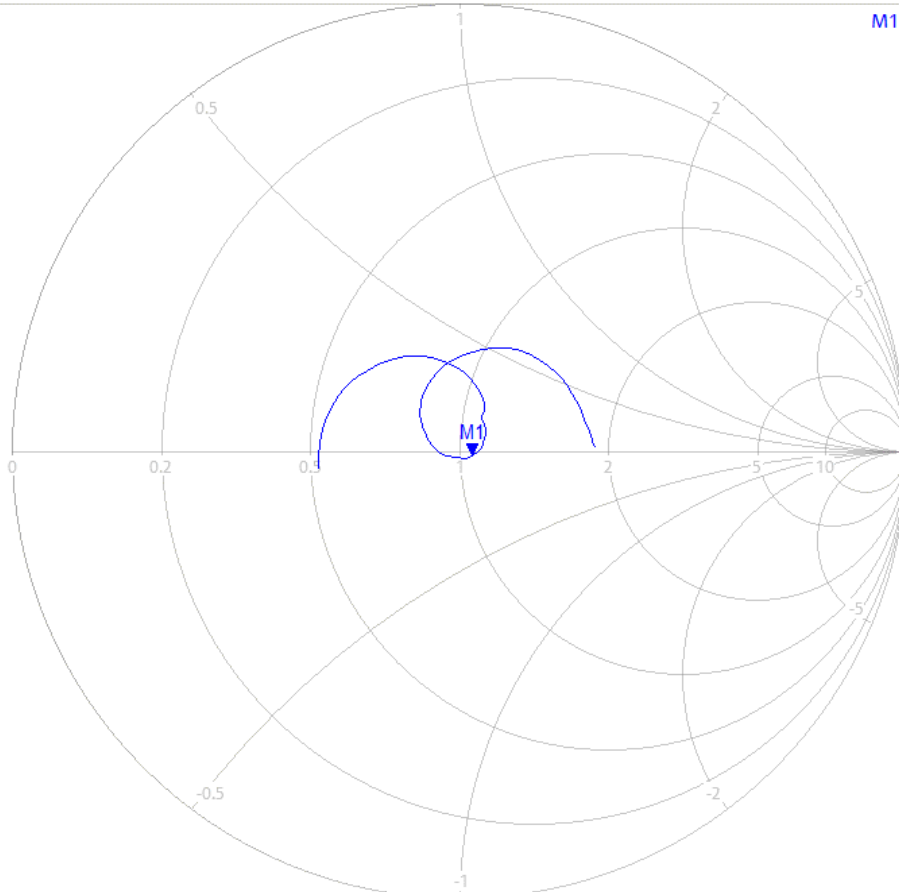
### Impedance Measurement Plot for Body Stimulating Liquid (MSL)

2/15/2018 9:56:15 AM  
1328.5170K92-100151-MV

Trc1 — S11 Smith 200 mU/ Ref 1 U Cal Smo

1

M1 2.450000 GHz 52.469  $\Omega$   
-j1.102  $\Omega$   
58.949 pF



Ch1 Start 2.25 GHz

Pwr -10 dBm Bw 10 kHz

Stop 2.65 GHz

# CERTIFICATE OF CALIBRATION

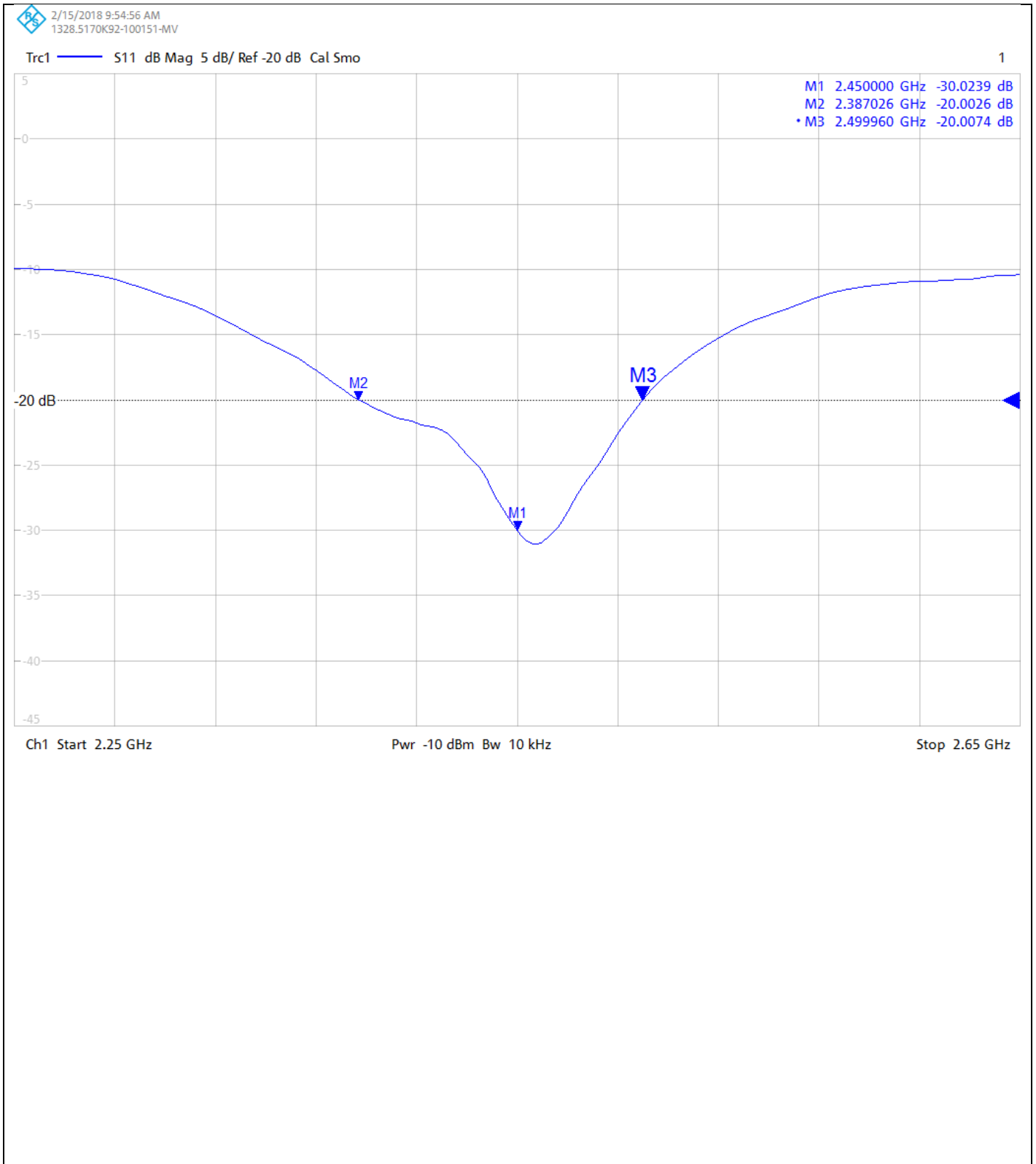
## ISSUED BY UL VS LTD

UKAS Accredited Calibration Laboratory No. 5248


CERTIFICATE  
NUMBER :  
12129912JD01A


Page 10 of 10


### Return Loss Measurement Plot for Body Stimulating Liquid (MSL)



**Calibration Certificate Label:**

 <p>UKAS CALIBRATION 5248</p>	<p><b>UL VS LTD - Tel: +44 (0) 1256312000</b></p> <p>Certificate Number: 12129912JD01A</p> <p>Instrument ID: 748</p> <p>Calibration Date: 14/Feb/2018</p> <p>Calibration Due Date:</p>
--	--

 <p>UKAS CALIBRATION 5248</p>	<p><b>UL VS LTD - Tel: +44 (0) 1256312000</b></p> <p>Certificate Number: 12129912JD01A</p> <p>Instrument ID: 748</p> <p>Calibration Date: 14/Feb/2018</p> <p>Calibration Due Date:</p>
--	--

 <p>UKAS CALIBRATION 5248</p>	<p><b>UL VS LTD - Tel: +44 (0) 1256312000</b></p> <p>Certificate Number: 12129912JD01A</p> <p>Instrument ID: 748</p> <p>Calibration Date: 14/Feb/2018</p> <p>Calibration Due Date:</p>
--	--

# CERTIFICATE OF CALIBRATION

ISSUED BY **UL VS LTD**

DATE OF ISSUE: 10/Oct/2017

CERTIFICATE NUMBER : 11903941JD01E



5248

UL VS LTD  
PAVILION A  
ASHWOOD PARK, ASHWOOD WAY  
BASINGSTOKE, HAMPSHIRE  
RG23 8BG, UK  
TEL: +44 (0) 1256 312000  
FAX: +44 (0) 1256 312001  
Email: LST.UK.Calibration@ul.com



Page 1 of 10

**APPROVED SIGNATORY**

.....  
Naseer Mirza

**Customer :**

UL VS Inc  
47173 Benicia Street  
Fremont, CA 94538, USA

**Equipment Details:**

Description: Dipole Validation Kit      Date of Receipt: 29/Sep/2017  
Manufacturer: Speag  
Type/Model Number: D2600V2  
Serial Number: 1006  
Calibration Date: 05/Oct/2017  
Calibrated By: Chanthu Thevarajah  
Laboratory Engineer

Signature:

.....

All Calibration have been conducted in the closed laboratory facility: Lab Temperature (22±3) °C and humidity < 70%

This certificate is issued in accordance with the laboratory accreditation requirements of the United Kingdom Accreditation Service. It provides traceability of measurement to the SI system of units and/or to units of measurement realised at the National Physical Laboratory or other recognised national metrology institutes. This certificate may not be reproduced other than in full, except with the prior written approval of the issuing laboratory.

Use of the UKAS mark demonstrates that compliance with the requirements of BS/EN/ISO/IEC 17025 has been independently assessed.

# CERTIFICATE OF CALIBRATION

## ISSUED BY UL VS LTD

UKAS Accredited Calibration Laboratory No. 5248

CERTIFICATE  
NUMBER :  
11903941JD01E

Page 2 of 10

The calibration methods and procedures used were as detailed in:

1. **IEC 62209-1:2005**: Procedure to determine the specific absorption rate (SAR) for hand-held devices used in close proximity to the ear (frequency range of 300 MHz to 3 GHz)
2. **IEC 62209-2:2010**: Procedure to determine the specific absorption rate (SAR) for wireless communication devices used in close proximity to the human body (frequency range of 30 MHz to 6 GHz)
3. **IEEE 1528: 2013**: IEEE Recommended Practice for Determining the Peak Spatial-Average Specific Absorption Rate (SAR) in the Human Head from Wireless Communication Devices: Measurement Techniques
4. FCC KDB Publication Number: "KDB865664 D01 SAR Measurement 100 MHz to 6 GHz"
5. **SPEAG DASY4/ DASY5 System Handbook**

The measuring equipment used to perform the calibration, documented in this certificate has been calibrated in accordance with the manufacturers' recommendations, and is traceable to recognized national standards.

UL No.	Instrument	Manufacturer	Type No.	Serial No.	Date Last Calibrated	Cal. Interval (Months)
A2546	Data Acquisition Electronics	SPEAG	DAE4	1435	10 Feb 2017	12
A2587	Probe	SPEAG	ES3DV3	3341	14 Aug 2017	12
A2767	Dipole	SPEAG	D2600V2	1109	13 Feb 2017	12
PRE0151451	Power Monitoring Kit	Art-Fi	ART 100850-01	0001	Cal as part of System	12
PRE0151441	Power Sensor	Rhode & Schwarz	NRP8S	102481	16 Nov 2016	12
M1015	Network Analyser	Agilent Technologies	8753ES	US39172406	26 Sept 2016	12
PRE0151154	Network Analyser	Rhode & Schwarz	ZND8	100151	22 Nov 2016	12
PRE0151877	Calibration Kit	Rhode & Schwarz	Z135	102947-Bt	02 Dec 2016	12
M1908	Signal Generator	Rhode & Schwarz	SMIQ 03B	1125.555.03	08 Nov 2016	12

# CERTIFICATE OF CALIBRATION

## ISSUED BY UL VS LTD

CERTIFICATE  
NUMBER :  
11903941JD01E

UKAS Accredited Calibration Laboratory No. 5248

Page 3 of 10

### SAR System Specification

Robot System Positioner:	Stäubli Unimation Corp. Robot Model: TX60L
Robot Serial Number:	F14/5T5ZA1/A/01
DASY Version:	DASY 52 (v52.8.8.1258)
Phantom:	Flat section of SAM Twin Phantom
Distance Dipole Centre:	10 mm (with spacer)
Frequency:	2600 MHz

### Dielectric Property Measurements – Head Simulating Liquid (HSL)

Simulant Liquid	Frequency (MHz)	Room Temp		Liquid Temp		Parameters	Target Value	Measured Value	Uncertainty (%)
		Start	End	Start	End				
Head	2600	23.0 °C	22.0 °C	20.0°C	22.0°C	$\epsilon_r$	39.00	37.06	± 5%
						$\sigma$	1.96	1.97	± 5%

### SAR Results – Head Simulating Liquid (HSL)

Simulant Liquid	SAR Measured	250 mW input Power	Normalised to 1.00 W	Uncertainty (%)
Head	SAR averaged over 1g	14.00 W/Kg	<b>55.73 W/Kg</b>	± 17.57%
	SAR averaged over 10g	6.30 W/Kg	<b>25.08 W/Kg</b>	± 17.32%

### Antenna Parameters – Head Simulating Liquid (HSL)

Simulant Liquid	Parameter	Measured Level	Uncertainty (%)
Head	Impedance	50.38 $\Omega$ 6.70 j $\Omega$	± 0.28 $\Omega$ ± 0.044 j $\Omega$
	Return Loss	23.52	± 1.27 dB



# CERTIFICATE OF CALIBRATION

## ISSUED BY UL VS LTD

UKAS Accredited Calibration Laboratory No. 5248

CERTIFICATE  
NUMBER :  
11903941JD01E

Page 4 of 10

### Dielectric Property Measurements – Body Simulating Liquid (MSL)

Simulant Liquid	Frequency (MHz)	Room Temp		Liquid Temp		Parameters	Target Value	Measured Value	Uncertainty (%)
		Start	End	Start	End				
Body	2600	22.0 °C	22.0 °C	22.0°C	22.0°C	$\epsilon_r$	52.50	51.39	± 5%
						$\sigma$	2.16	2.19	± 5%

### SAR Results – Body Simulating Liquid (MSL)

Simulant Liquid	SAR Measured	250 mW input Power	Normalised to 1.00 W	Uncertainty (%)
Body	SAR averaged over 1g	14.10 W/Kg	56.13 W/Kg	± 18.06%
	SAR averaged over 10g	6.28 W/Kg	25.00 W/Kg	± 17.44%

### Antenna Parameters – Body Simulating Liquid (MSL)

Simulant Liquid	Parameter	Measured Level	Uncertainty (%)
Body	Impedance	48.51 $\Omega$ -2.73 j $\Omega$	± 0.28 $\Omega$ ± 0.044 j $\Omega$
	Return Loss	30.37	± 1.27 dB

# CERTIFICATE OF CALIBRATION

## ISSUED BY UL VS LTD

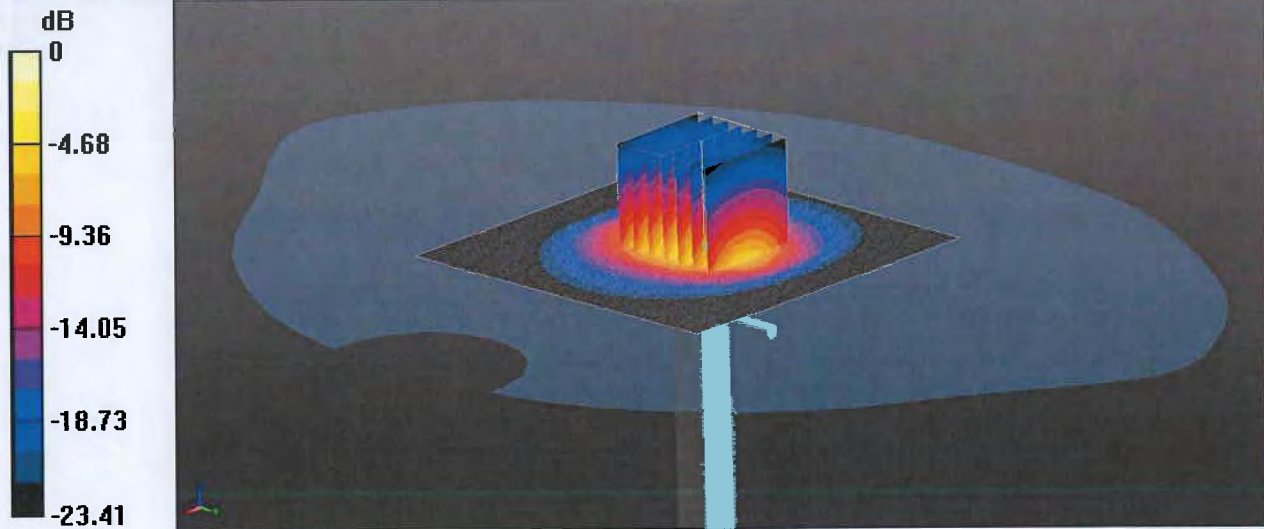
UKAS Accredited Calibration Laboratory No. 5248

CERTIFICATE  
NUMBER :  
11903941JD01E

Page 5 of 10

### DASY Validation Scan for Head Stimulating Liquid (HSL)

DUT: Dipole 2600 MHz; Type: D2600V2; Serial: D2600V2 - SN:1006



0 dB = 21.7 W/kg = 13.36 dBW/kg

Communication System: UID 0, CW (0); Frequency: 2600 MHz; Duty Cycle: 1:1

Medium: 2600 MHz HSL Medium parameters used:  $f = 2600$  MHz;  $\sigma = 1.971$  S/m;  $\epsilon_r = 37.058$ ;  $\rho = 1000$  kg/m<sup>3</sup>

Phantom section: Flat Section

DASY4 Configuration:

- Probe: ES3DV3 - SN3341; ConvF(4.5, 4.5, 4.5); Calibrated: 14/08/2017;

- Sensor-Surface: 4mm (Mechanical Surface Detection), Sensor-Surface: 2mm (Mechanical Surface Detection)

- Electronics: DAE4 Sn1435; Calibrated: 10/02/2017

- Phantom: SAM (30deg probe tilt) with CRP v5.0; Type: QD000P40CD; Serial: TP:xxxx

-; SEMCAD X Version 14.6.10 (7372)

**Configuration/d=10mm, Pin=250mW 2/Area Scan (81x81x1):** Interpolated grid: dx=1.200 mm, dy=1.200 mm

Maximum value of SAR (interpolated) = 15.9 W/kg

**Configuration/d=10mm, Pin=250mW 2/Zoom Scan (7x7x7) (7x7x7)/Cube 0:** Measurement grid: dx=5mm, dy=5mm, dz=5mm

Reference Value = 91.28 V/m; Power Drift = 0.03 dB

Peak SAR (extrapolated) = 29.9 W/kg

**SAR(1 g) = 14 W/kg; SAR(10 g) = 6.3 W/kg**

Maximum value of SAR (measured) = 21.7 W/kg

# CERTIFICATE OF CALIBRATION

## ISSUED BY UL VS LTD

UKAS Accredited Calibration Laboratory No. 5248

CERTIFICATE  
NUMBER :  
11903941JD01E

Page 6 of 10

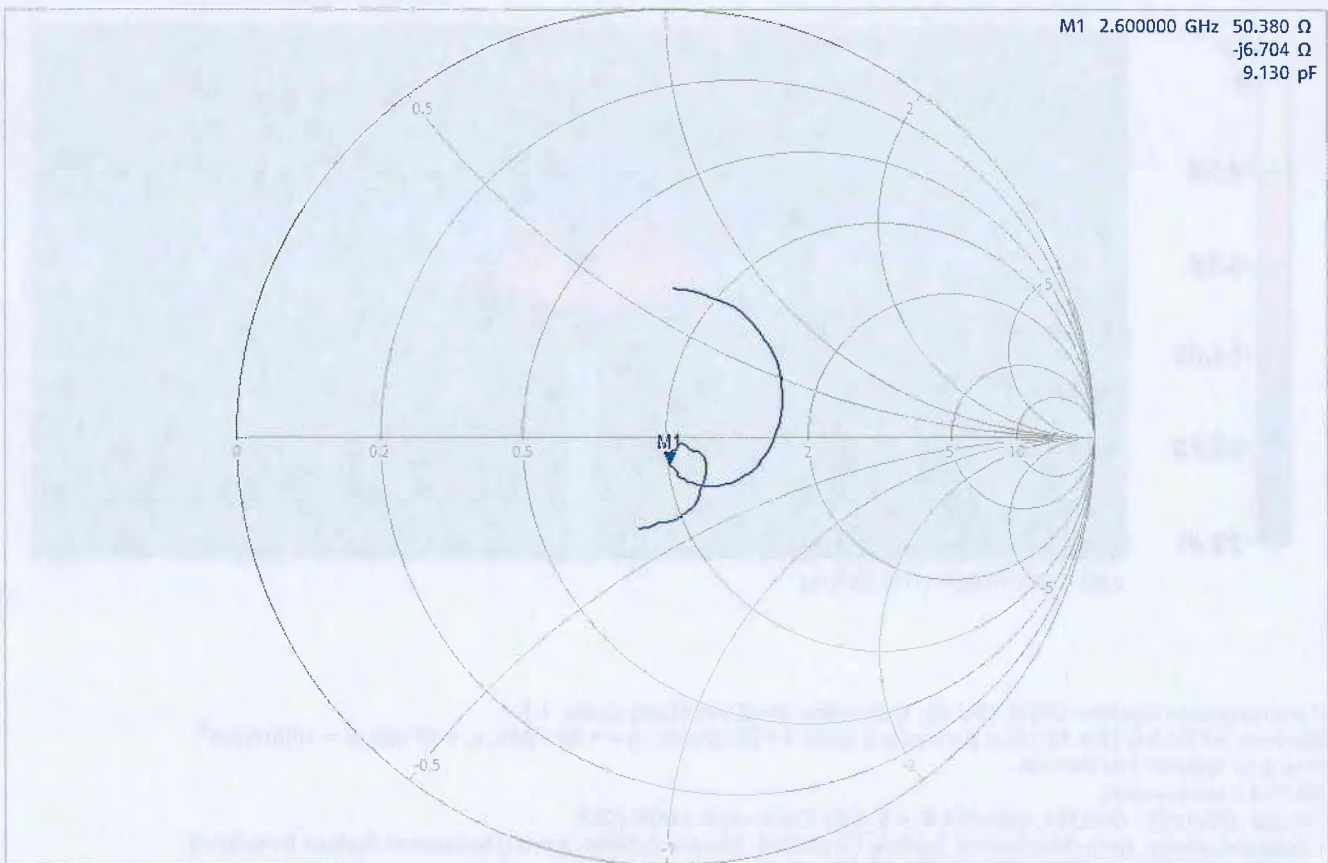
### Impedance Measurement Plot for Head Stimulating Liquid (HSL)

10/10/2017 1:17:37 PM  
1328.5170K92-100151-MV

Trc1 — S11 Smith 200 mU/ Ref 1 U Cal Smo

1

M1 2.600000 GHz 50.380  $\Omega$   
-j6.704  $\Omega$   
9.130 pF



Ch1 Start 2.4 GHz

Pwr -10 dBm Bw 10 kHz

Stop 2.8 GHz



# CERTIFICATE OF CALIBRATION

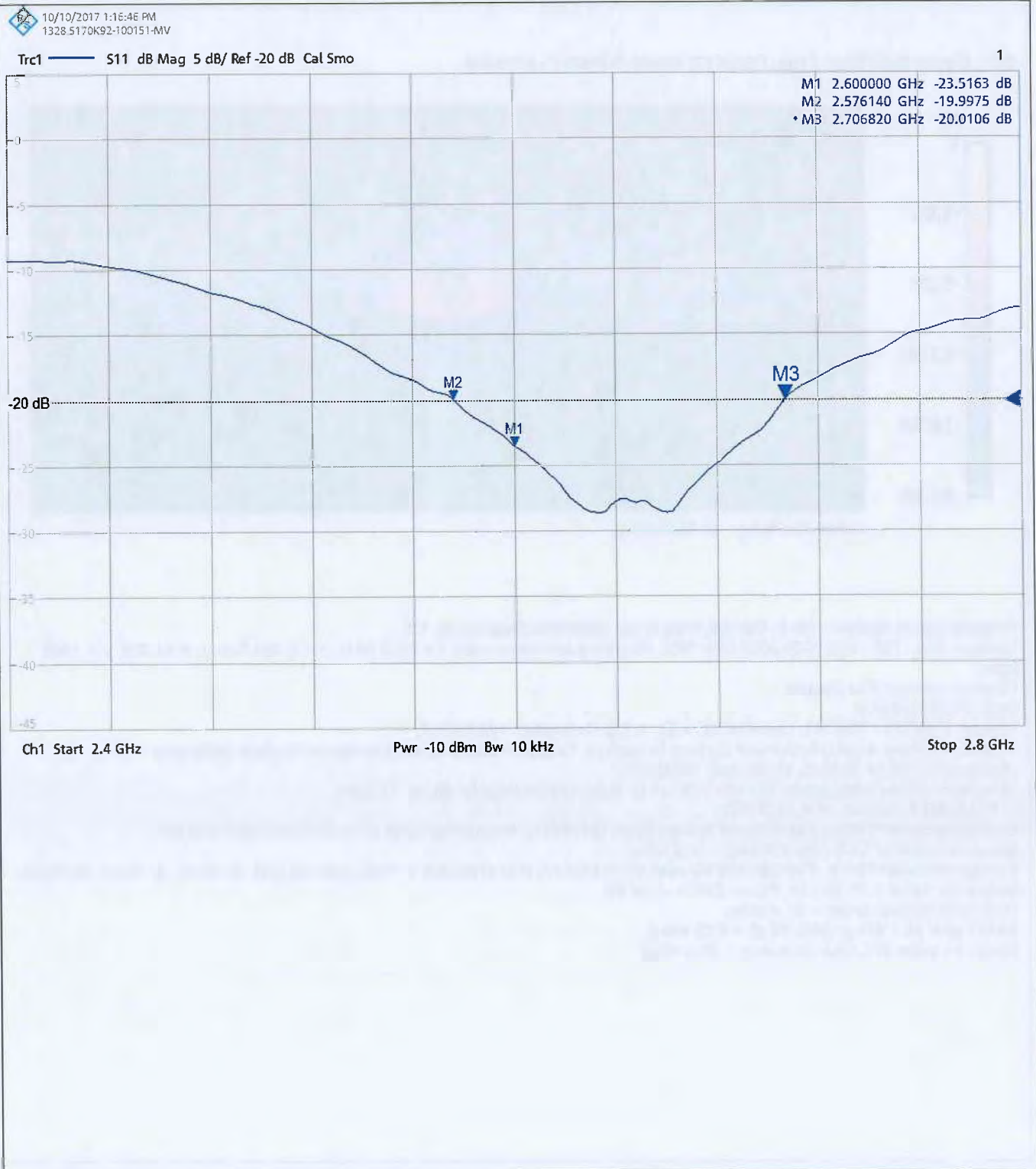
## ISSUED BY UL VS LTD

UKAS Accredited Calibration Laboratory No. 5248

CERTIFICATE  
NUMBER :  
11903941JD01E

Page 7 of 10

### Return Loss Measurement Plot for Head Stimulating Liquid (HSL)



# CERTIFICATE OF CALIBRATION

## ISSUED BY UL VS LTD

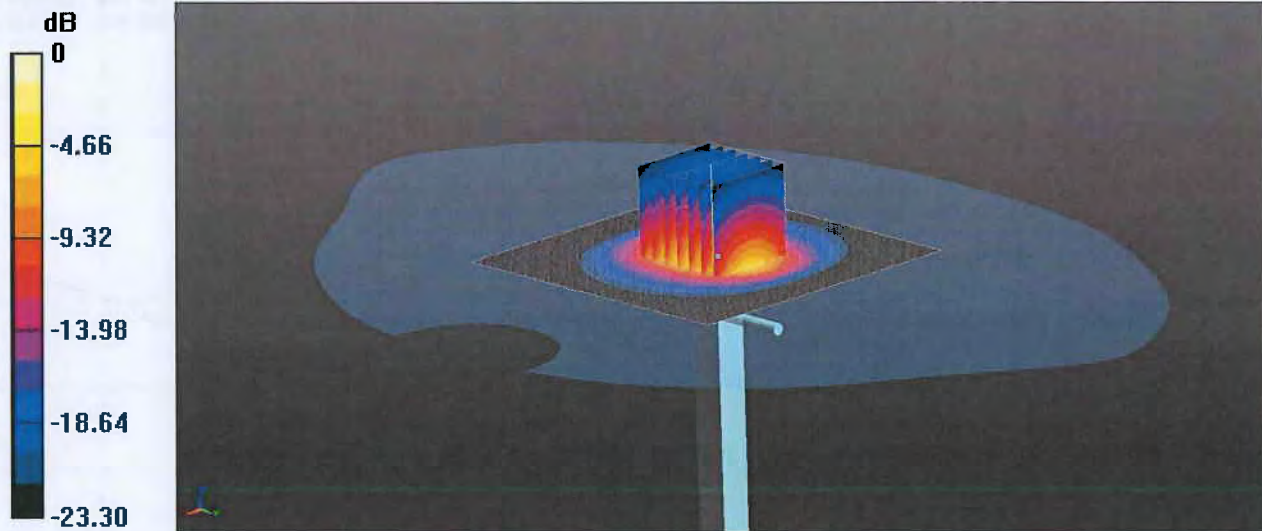
CERTIFICATE  
NUMBER :  
11903941JD01E

UKAS Accredited Calibration Laboratory No. 5248

Page 8 of 10

### DASY Validation Scan for Body Stimulating Liquid (MSL)

DUT: Dipole 2600 MHz; Type: D2600V2; Serial: D2600V2 - SN:1006



0 dB = 22.3 W/kg = 13.48 dBW/kg

Communication System: UID 0, CW (0); Frequency: 2600 MHz; Duty Cycle: 1:1  
Medium: 900,1750,1800,1900,2600 MHz MSL Medium parameters used:  $f = 2600$  MHz;  $\sigma = 2.189$  S/m;  $\epsilon_r = 51.388$ ;  $\rho = 1000$  kg/m<sup>3</sup>

Phantom section: Flat Section

DASY4 Configuration:

- Probe: ES3DV3 - SN3341; ConvF(4.32, 4.32, 4.32); Calibrated: 14/08/2017;
- Sensor-Surface: 4mm (Mechanical Surface Detection), Sensor-Surface: 2mm (Mechanical Surface Detection)
- Electronics: DAE4 Sn1435; Calibrated: 10/02/2017
- Phantom: SAM (30deg probe tilt) with CRP v5.0; Type: QD000P40CD; Serial: TP:xxxx
- ; SEMCAD X Version 14.6.10 (7372)

**Configuration/d=10mm, Pin=250mW 2/Area Scan (81x81x1):** Interpolated grid: dx=1.200 mm, dy=1.200 mm

Maximum value of SAR (interpolated) = 16.2 W/kg

**Configuration/d=10mm, Pin=250mW 2/Zoom Scan (7x7x7) (7x7x7)/Cube 0:** Measurement grid: dx=5mm, dy=5mm, dz=5mm

Reference Value = 87.50 V/m; Power Drift = -0.04 dB

Peak SAR (extrapolated) = 31.4 W/kg

**SAR(1 g) = 14.1 W/kg; SAR(10 g) = 6.28 W/kg**

Maximum value of SAR (measured) = 22.3 W/kg



# CERTIFICATE OF CALIBRATION

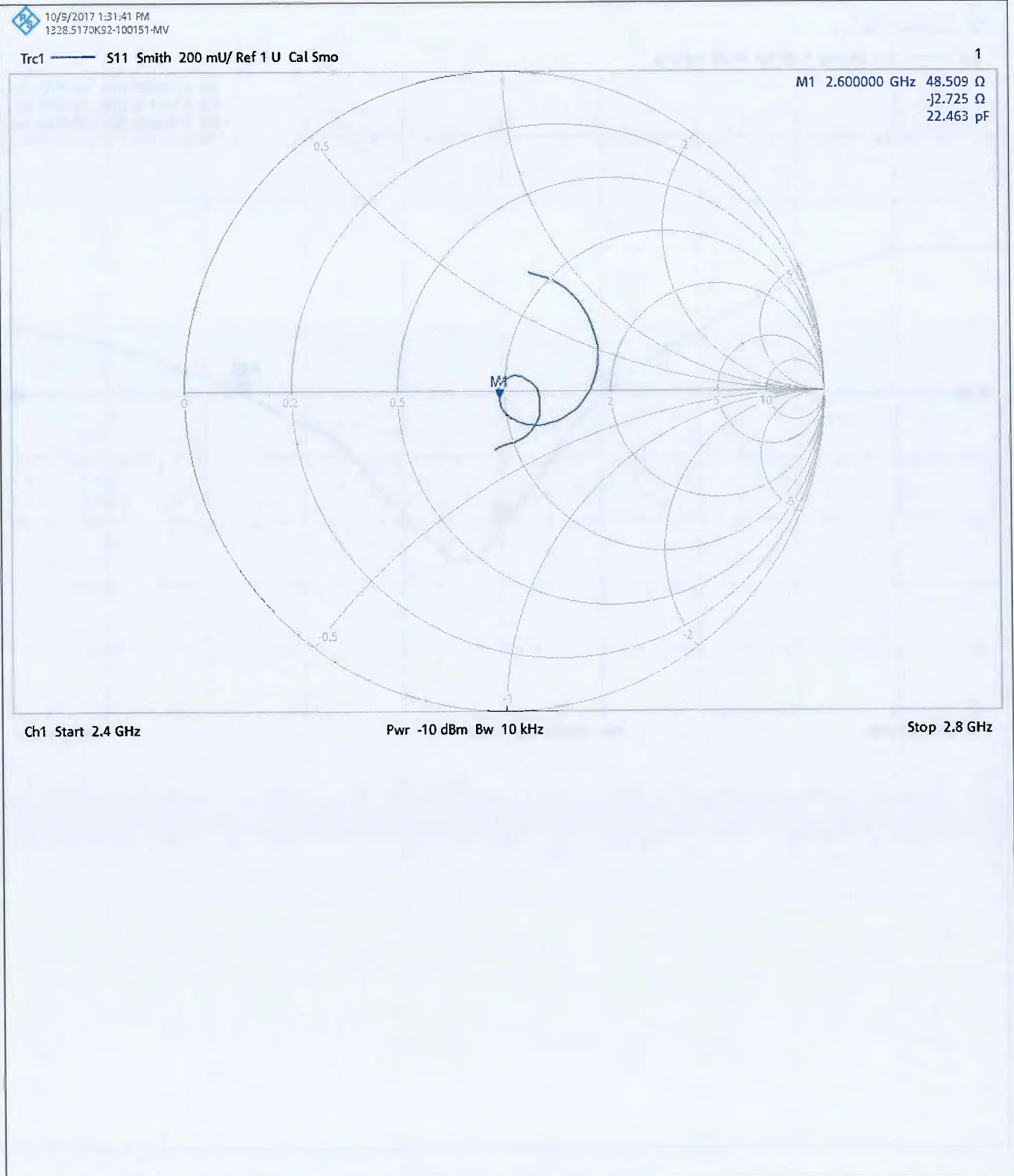
## ISSUED BY UL VS LTD

UKAS Accredited Calibration Laboratory No. 5248

CERTIFICATE  
NUMBER :  
11903941JD01E

Page 9 of 10

### Impedance Measurement Plot for Body Stimulating Liquid (MSL)



# CERTIFICATE OF CALIBRATION

## ISSUED BY UL VS LTD

UKAS Accredited Calibration Laboratory No. 5248

CERTIFICATE  
NUMBER :  
11903941JD01E

Page 10 of 10

### Return Loss Measurement Plot for Body Stimulating Liquid (MSL)

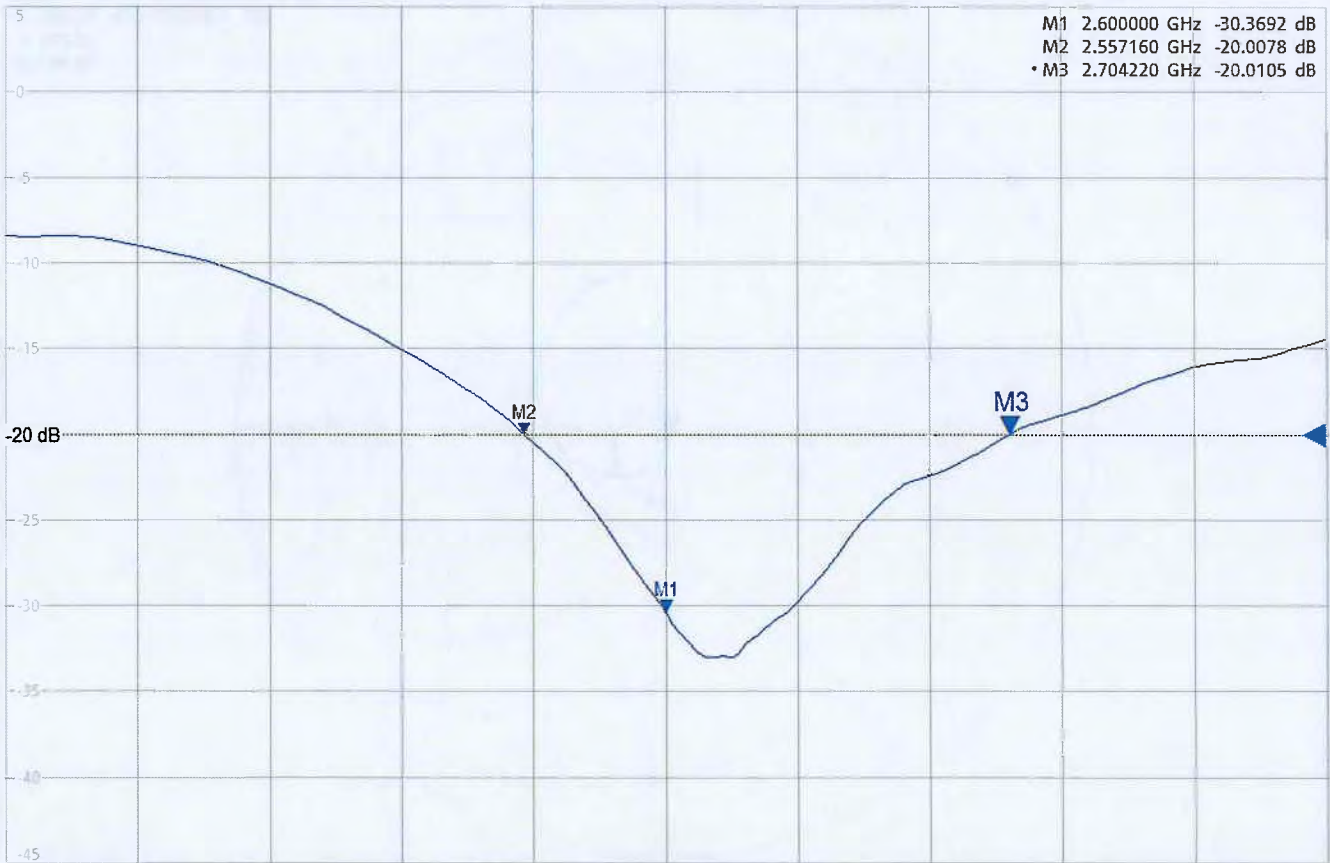


10/9/2017 1:30:54 PM  
1326.5170K92-100151-MV

Trc1 — S11 dB Mag 5 dB/ Ref -20 dB Cal Smo

1

M1 2.600000 GHz -30.3692 dB  
M2 2.557160 GHz -20.0078 dB  
• M3 2.704220 GHz -20.0105 dB




Ch1 Start 2.4 GHz


Pwr -10 dBm Bw 10 kHz

Stop 2.8 GHz

Calibration Certificate Label:

 <p>UKAS CALIBRATION 5248</p>	<p><b>UL VS LTD - Tel: +44 (0) 1256312000</b></p> <p>Certificate Number: 11903941JD01E</p> <p>Instrument ID: 1006</p> <p>Calibration Date: 05/Oct/2017</p> <p>Calibration Due Date:</p>
--	---

 <p>UKAS CALIBRATION 5248</p>	<p><b>UL VS LTD - Tel: +44 (0) 1256312000</b></p> <p>Certificate Number: 11903941JD01E</p> <p>Instrument ID: 1006</p> <p>Calibration Date: 05/Oct/2017</p> <p>Calibration Due Date:</p>
--	---

 <p>UKAS CALIBRATION 5248</p>	<p><b>UL VS LTD - Tel: +44 (0) 1256312000</b></p> <p>Certificate Number: 11903941JD01E</p> <p>Instrument ID: 1006</p> <p>Calibration Date: 05/Oct/2017</p> <p>Calibration Due Date:</p>
---	---



