

20180601_SystemPerformanceCheck-D2600V2 SN 1036

Frequency: 2600 MHz; Duty Cycle: 1:1; Room Ambient Temperature: 24.0°C; Liquid Temperature: 23.0°C

Medium parameters used: $f = 2600$ MHz; $\sigma = 1.944$ S/m; $\epsilon_r = 37.647$; $\rho = 1000$ kg/m³

DASY5 Configuration:

- Area Scan Setting: Find Secondary Maximum Within: 2.0 dB and with a peak SAR value greater than 0.0012W/kg
- Electronics: DAE4 Sn1540; Calibrated: 2/23/2018
- Probe: EX3DV4 - SN7356; ConvF(7.89, 7.89, 7.89); Calibrated: 4/24/2018, ConvF(7.89, 7.89, 7.89); Calibrated: 4/24/2018;
- Sensor-Surface: 2.5mm (Mechanical Surface Detection)
- Phantom: Twin-SAM V5.0 (30deg probe tilt); Type: QD 000 P40 CD; Serial: 1602

Head/Pin=100 mW/Area Scan (8x8x1): Measurement grid: dx=12mm, dy=12mm

Maximum value of SAR (measured) = 6.72 W/kg

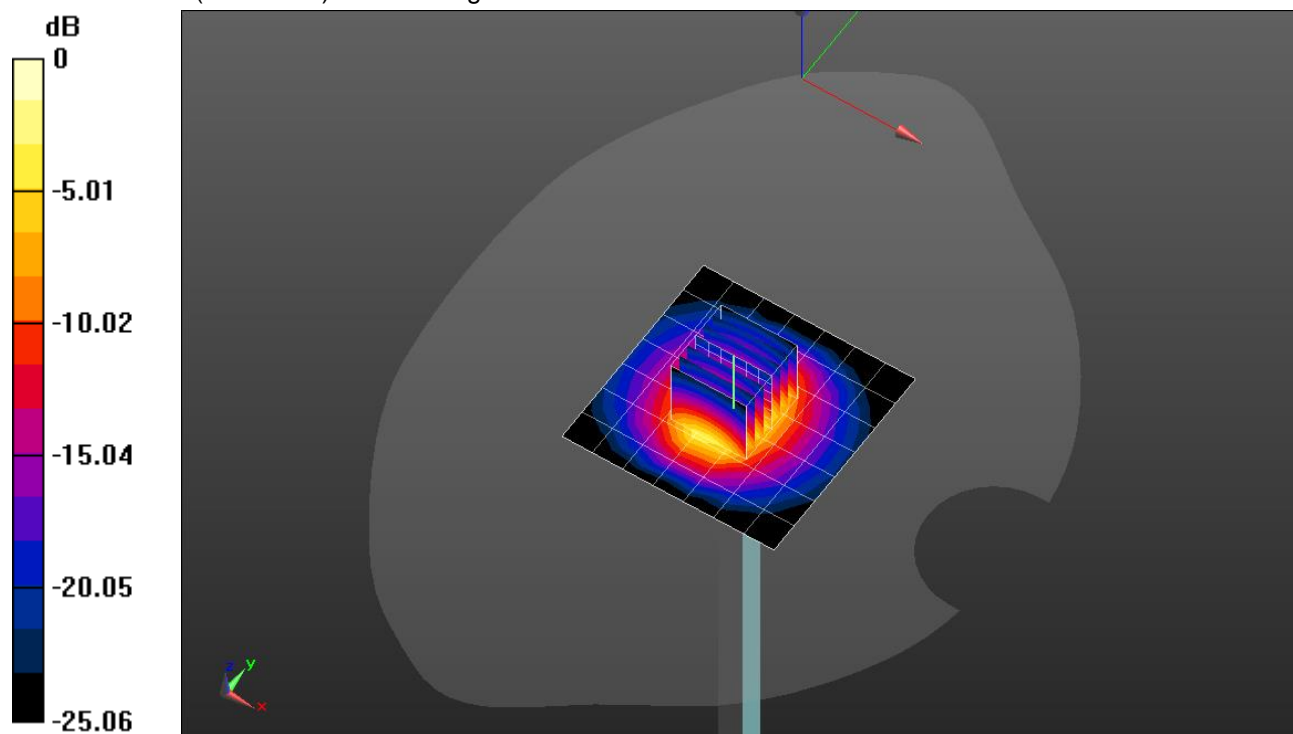
Head/Pin=100 mW/Zoom Scan (7x7x7)/Cube 0: Measurement grid: dx=5mm, dy=5mm, dz=5mm

Reference Value = 66.32 V/m; Power Drift = 0.06 dB

Peak SAR (extrapolated) = 13.5 W/kg

SAR(1 g) = 5.83 W/kg; SAR(10 g) = 2.52 W/kg

Maximum value of SAR (measured) = 8.63 W/kg

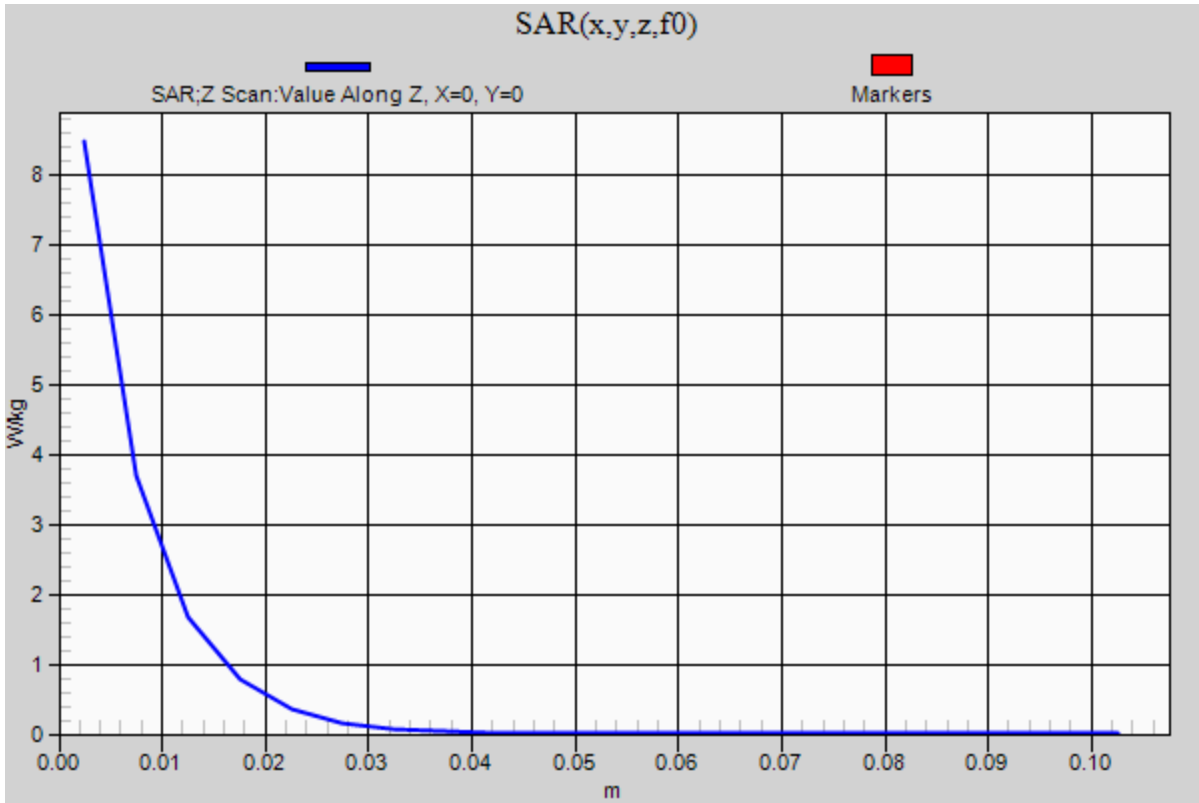


0 dB = 8.63 W/kg = 9.36 dBW/kg

20180601_SystemPerformanceCheck-D2600V2 SN 1036

Frequency: 2600 MHz; Duty Cycle: 1:1

Head/Pin=100 mW/Z Scan (1x1x21): Measurement grid: dx=20mm, dy=20mm, dz=5mm
Maximum value of SAR (measured) = 8.47 W/kg



20180618_SystemPerformanceCheck-D2600V2 SN 1006

Frequency: 2600 MHz; Duty Cycle: 1:1; Room Ambient Temperature: 24.0°C; Liquid Temperature: 23.0°C
Medium parameters used: $f = 2600$ MHz; $\sigma = 2.022$ S/m; $\epsilon_r = 38.034$; $\rho = 1000$ kg/m³

DASY5 Configuration:

- Area Scan Setting: Find Secondary Maximum Within: 2.0 dB and with a peak SAR value greater than 0.0012W/kg
- Electronics: DAE4 Sn1540; Calibrated: 2/23/2018
- Probe: EX3DV4 - SN7356; ConvF(7.89, 7.89, 7.89); Calibrated: 4/24/2018, ConvF(7.89, 7.89, 7.89); Calibrated: 4/24/2018;
- Sensor-Surface: 2.5mm (Mechanical Surface Detection)
- Phantom: Twin-SAM V5.0 (30deg probe tilt); Type: QD 000 P40 CD; Serial: 1602

Head/Pin=100 mW/Area Scan (8x8x1): Measurement grid: dx=12mm, dy=12mm

Maximum value of SAR (measured) = 6.86 W/kg

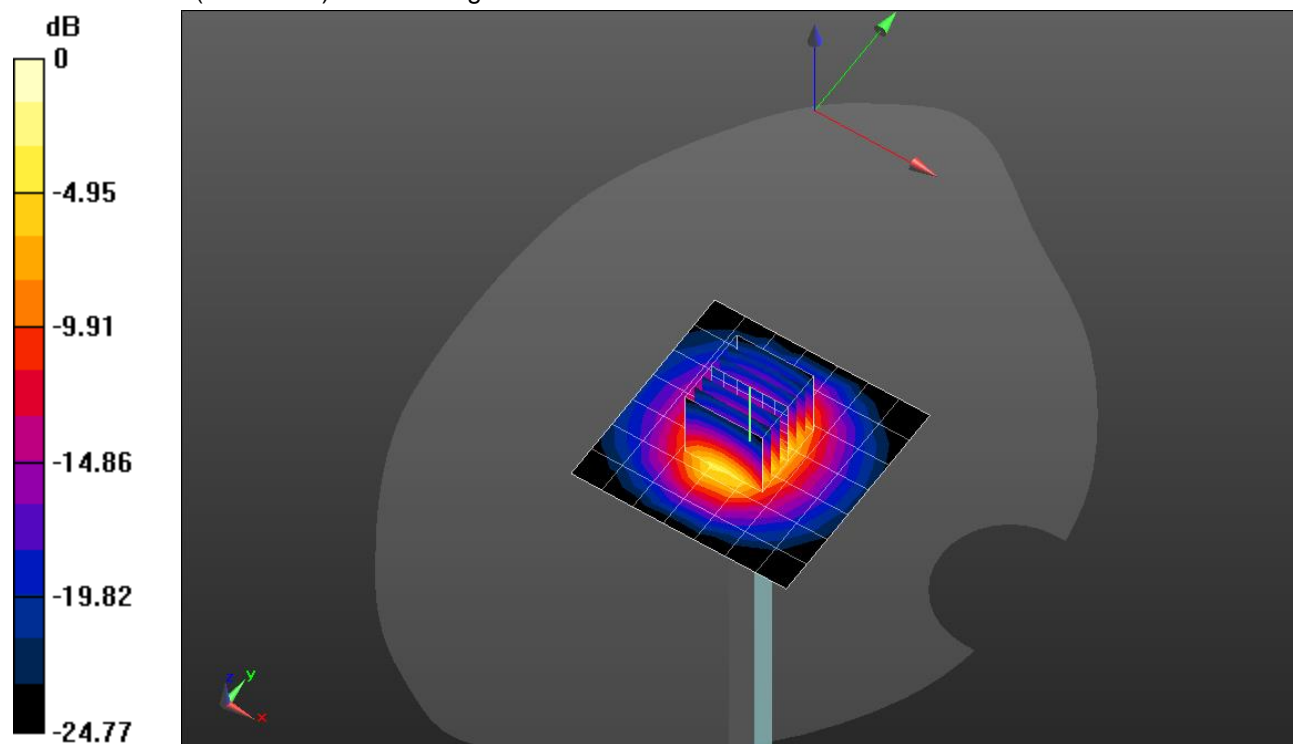
Head/Pin=100 mW/Zoom Scan (7x7x7)/Cube 0: Measurement grid: dx=5mm, dy=5mm, dz=5mm

Reference Value = 65.61 V/m; Power Drift = 0.10 dB

Peak SAR (extrapolated) = 13.9 W/kg

SAR(1 g) = 6.02 W/kg; SAR(10 g) = 2.61 W/kg

Maximum value of SAR (measured) = 8.89 W/kg

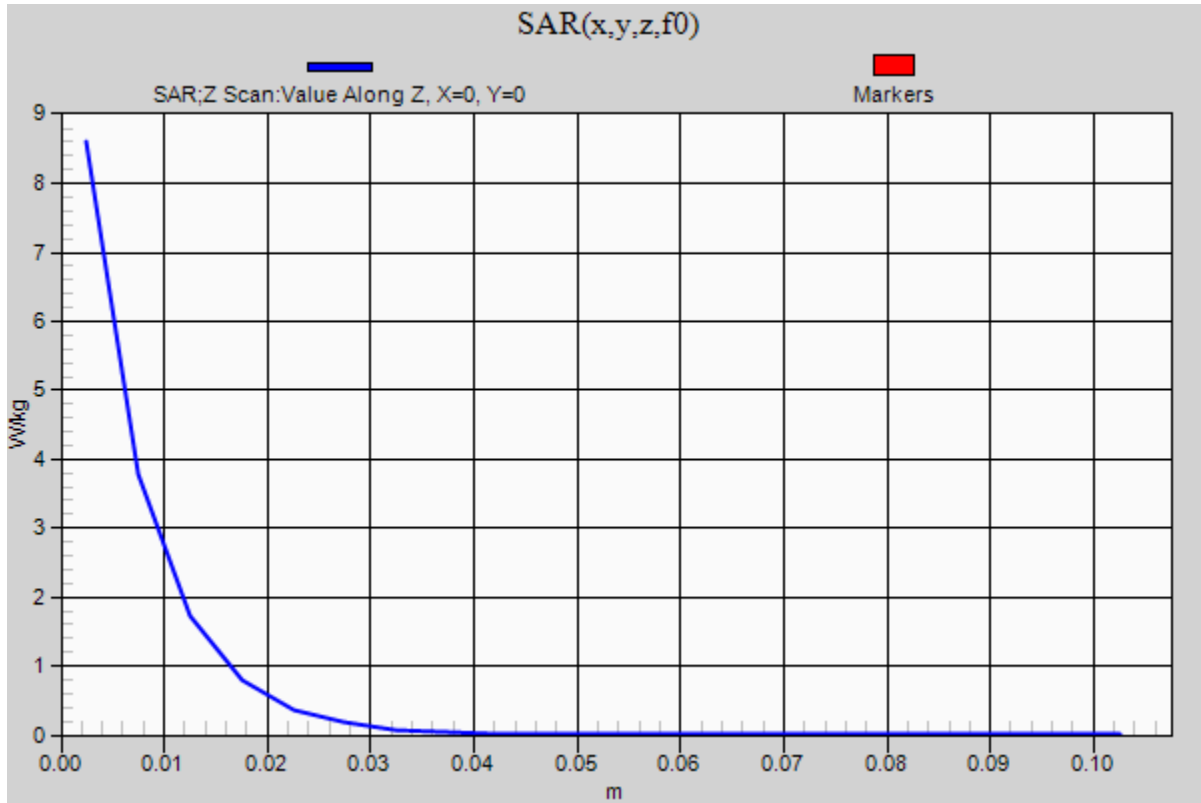


0 dB = 8.89 W/kg = 9.49 dBW/kg

20180618_SystemPerformanceCheck-D2600V2 SN 1006

Frequency: 2600 MHz; Duty Cycle: 1:1

Head/Pin=100 mW/Z Scan (1x1x21): Measurement grid: dx=20mm, dy=20mm, dz=5mm
Maximum value of SAR (measured) = 8.61 W/kg



20180604_SystemPerformanceCheck-D1900V2 SN 5d140

Frequency: 1900 MHz; Duty Cycle: 1:1; Room Ambient Temperature: 24.0°C; Liquid Temperature: 23.0°C
Medium parameters used: $f = 1900$ MHz; $\sigma = 1.421$ S/m; $\epsilon_r = 38.415$; $\rho = 1000$ kg/m³

DASY5 Configuration:

- Area Scan Setting: Find Secondary Maximum Within: 2.0 dB and with a peak SAR value greater than 0.0012W/kg
- Electronics: DAE4 Sn1352; Calibrated: 11/8/2017
- Probe: EX3DV4 - SN3772; ConvF(7.42, 7.42, 7.42); Calibrated: 2/13/2018, ConvF(7.42, 7.42, 7.42); Calibrated: 2/13/2018;
- Sensor-Surface: 2.5mm (Mechanical Surface Detection)
- Phantom: Twin-SAM V5.0 (30deg probe tilt); Type: QD 000 P40 CD; Serial: 1629

Head/Pin=100 mW/Area Scan (7x7x1): Measurement grid: dx=15mm, dy=15mm

Maximum value of SAR (measured) = 5.17 W/kg

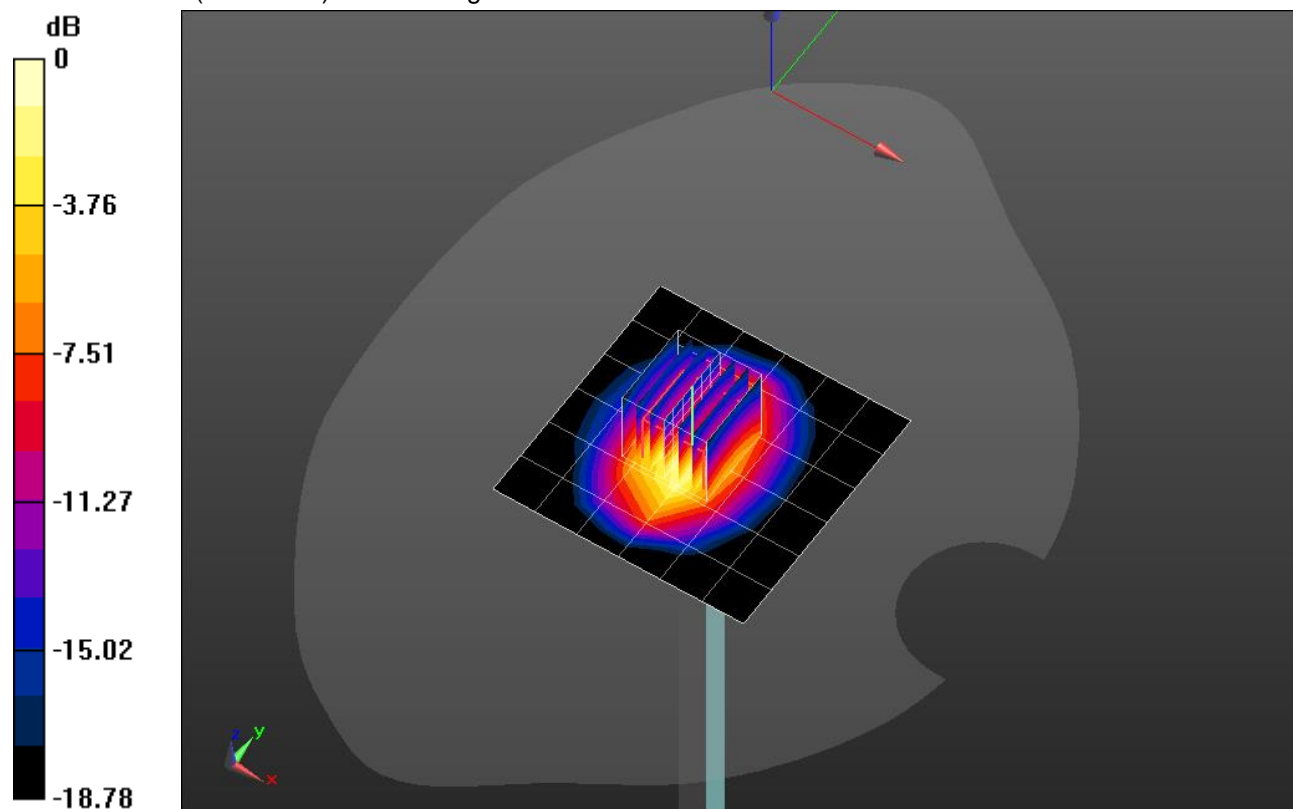
Head/Pin=100 mW/Zoom Scan (7x7x7)/Cube 0: Measurement grid: dx=5mm, dy=5mm, dz=5mm

Reference Value = 61.00 V/m; Power Drift = 0.17 dB

Peak SAR (extrapolated) = 7.97 W/kg

SAR(1 g) = 4.14 W/kg; SAR(10 g) = 2.1 W/kg

Maximum value of SAR (measured) = 5.65 W/kg



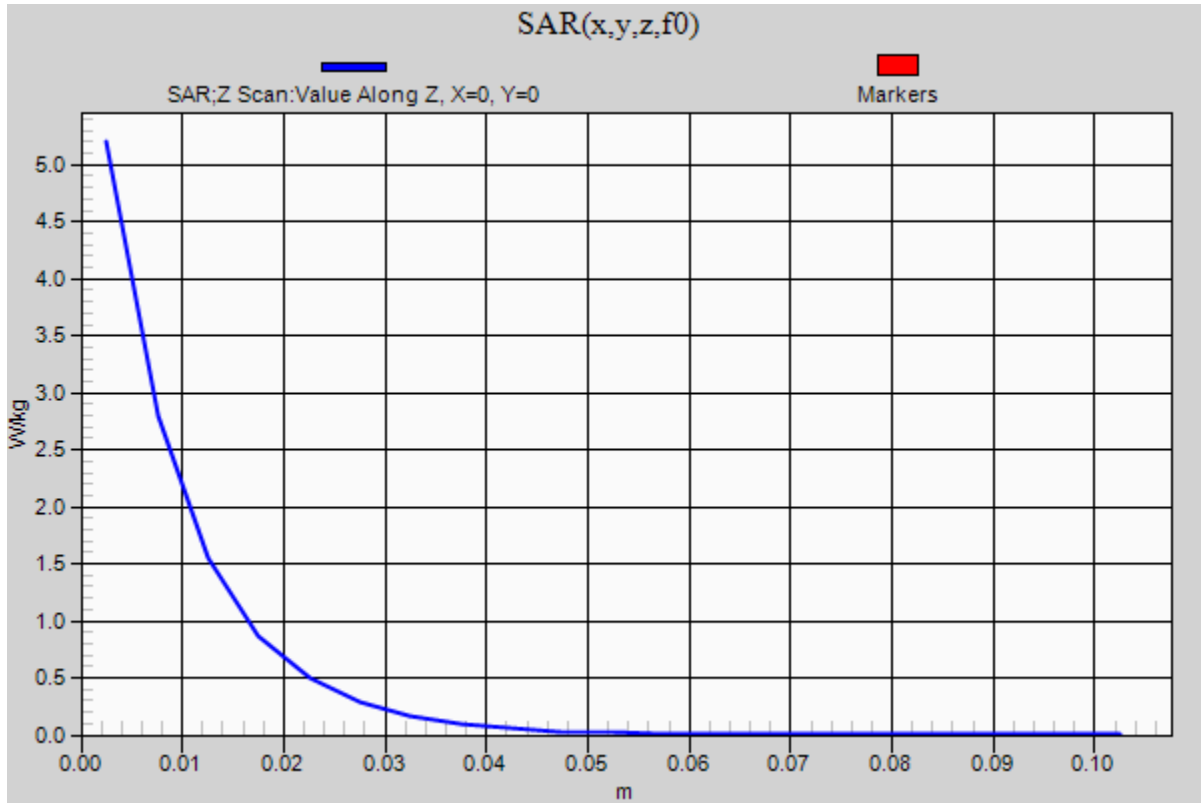
0 dB = 5.65 W/kg = 7.52 dBW/kg

20180604_SystemPerformanceCheck-D1900V2 SN 5d140

Frequency: 1900 MHz; Duty Cycle: 1:1

Head/Pin=100 mW/Z Scan (1x1x21): Measurement grid: dx=20mm, dy=20mm, dz=5mm

Maximum value of SAR (measured) = 5.20 W/kg



20180609_SystemPerformanceCheck-D1750V2 SN 1077

Frequency: 1750 MHz; Duty Cycle: 1:1; Room Ambient Temperature: 24.0°C; Liquid Temperature: 23.0°C

Medium parameters used: $f = 1750$ MHz; $\sigma = 1.508$ S/m; $\epsilon_r = 54.738$; $\rho = 1000$ kg/m³

DASY5 Configuration:

- Area Scan Setting: Find Secondary Maximum Within: 2.0 dB and with a peak SAR value greater than 0.0012W/kg
- Electronics: DAE4 Sn1352; Calibrated: 11/8/2017
- Probe: EX3DV4 - SN3772; ConvF(7.51, 7.51, 7.51); Calibrated: 2/13/2018, ConvF(7.51, 7.51, 7.51); Calibrated: 2/13/2018;
- Sensor-Surface: 2.5mm (Mechanical Surface Detection)
- Phantom: ELI V5.0 Slot 6/7; Type: QD OVA 001 BB; Serial: 1118

Body/Pin=100 mW/Area Scan (7x7x1): Measurement grid: dx=15mm, dy=15mm

Maximum value of SAR (measured) = 5.28 W/kg


Body/Pin=100 mW/Zoom Scan (7x7x7)/Cube 0: Measurement grid: dx=5mm, dy=5mm, dz=5mm

Reference Value = 60.18 V/m; Power Drift = -0.03 dB

Peak SAR (extrapolated) = 7.26 W/kg

SAR(1 g) = 3.98 W/kg; SAR(10 g) = 2.09 W/kg

Maximum value of SAR (measured) = 5.36 W/kg

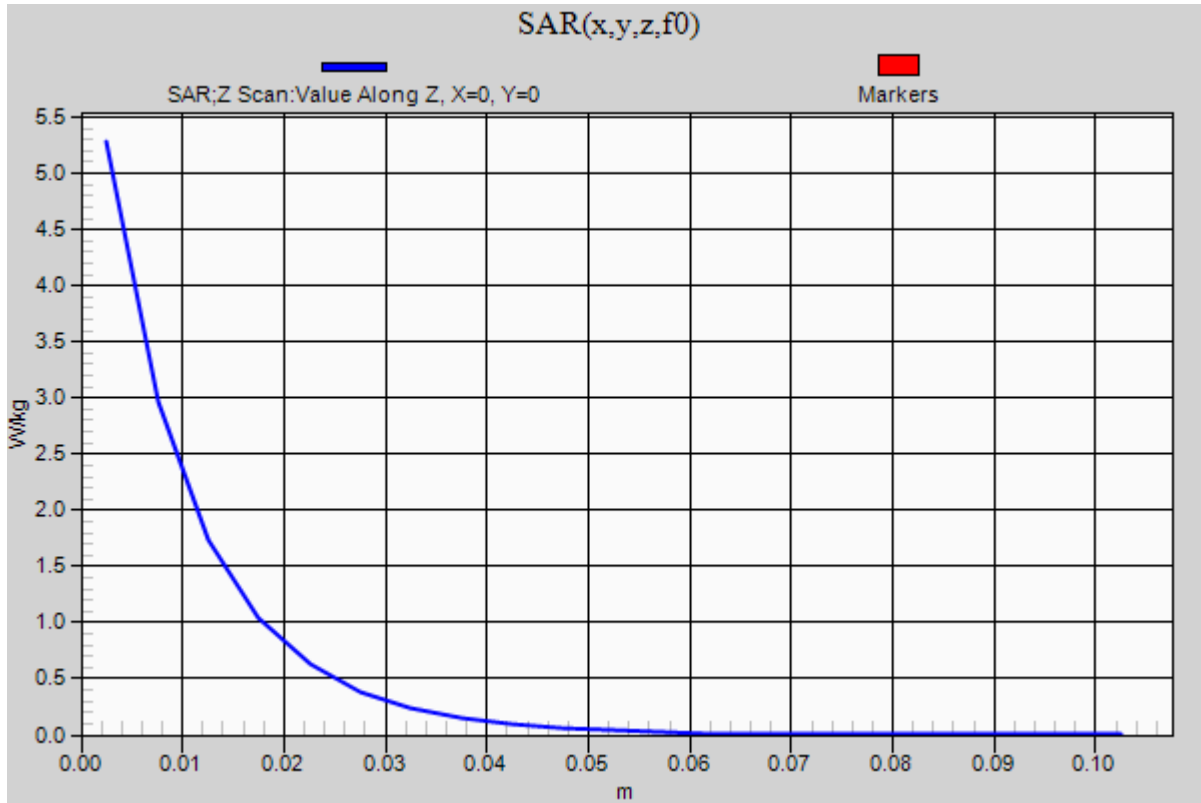


0 dB = 5.36 W/kg = 7.29 dBW/kg

20180609_SystemPerformanceCheck-D1750V2 SN 1077

Frequency: 1750 MHz; Duty Cycle: 1:1

Body/Pin=100 mW/Z Scan (1x1x21): Measurement grid: dx=20mm, dy=20mm, dz=5mm
Maximum value of SAR (measured) = 5.28 W/kg



20180621_SystemPerformanceCheck-D1750V2 SN 1053

Frequency: 1750 MHz; Duty Cycle: 1:1; Room Ambient Temperature: 24.0°C; Liquid Temperature: 23.0°C

Medium parameters used: $f = 1750$ MHz; $\sigma = 1.364$ S/m; $\epsilon_r = 38.889$; $\rho = 1000$ kg/m³

DASY5 Configuration:

- Area Scan Setting: Find Secondary Maximum Within: 2.0 dB and with a peak SAR value greater than 0.0012W/kg
- Electronics: DAE4 Sn1352; Calibrated: 11/8/2017
- Probe: EX3DV4 - SN3772; ConvF(7.77, 7.77, 7.77); Calibrated: 2/13/2018, ConvF(7.77, 7.77, 7.77); Calibrated: 2/13/2018;
- Sensor-Surface: 2.5mm (Mechanical Surface Detection)
- Phantom: Twin-SAM V5.0 (30deg probe tilt); Type: QD 000 P40 CD; Serial: 1629

Head/Pin=100 mW/Area Scan (7x7x1): Measurement grid: dx=15mm, dy=15mm

Maximum value of SAR (measured) = 4.93 W/kg

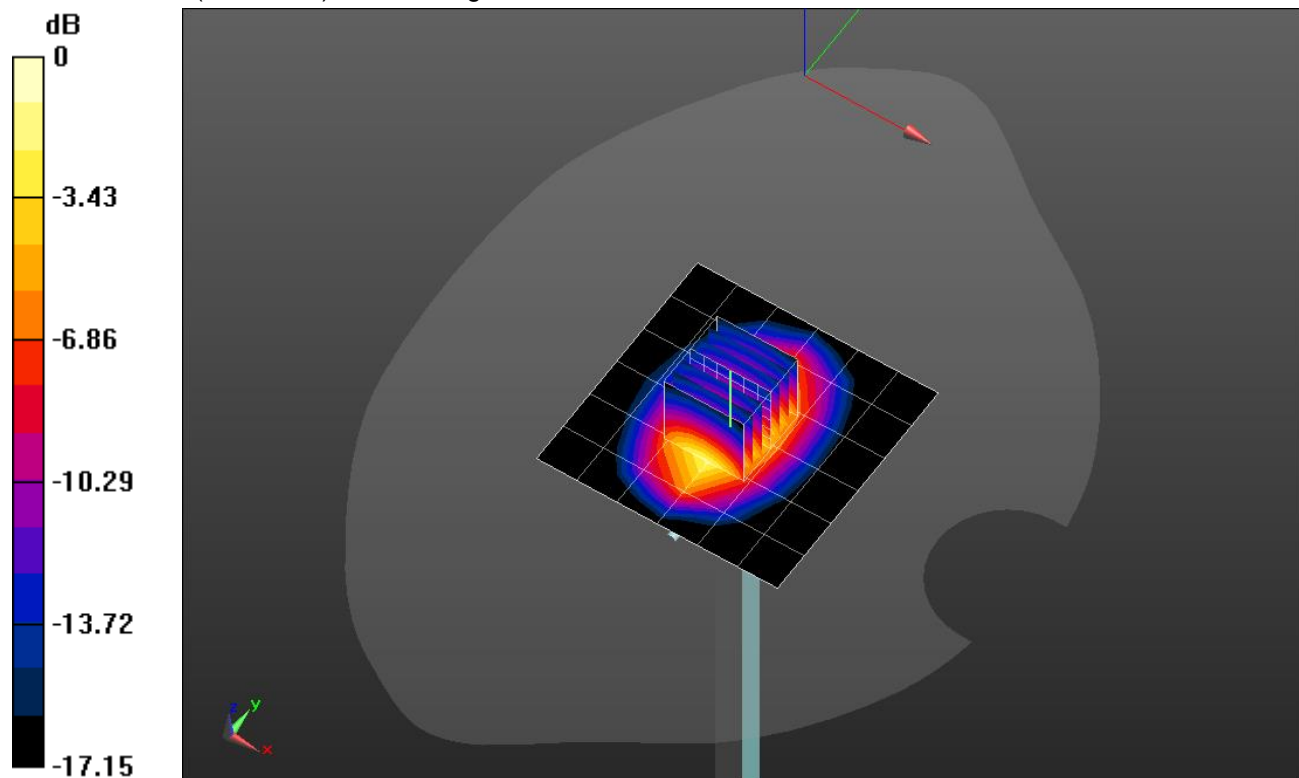
Head/Pin=100 mW/Zoom Scan (7x7x7)/Cube 0: Measurement grid: dx=5mm, dy=5mm, dz=5mm

Reference Value = 60.72 V/m; Power Drift = 0.00 dB

Peak SAR (extrapolated) = 6.81 W/kg

SAR(1 g) = 3.68 W/kg; SAR(10 g) = 1.94 W/kg

Maximum value of SAR (measured) = 4.99 W/kg



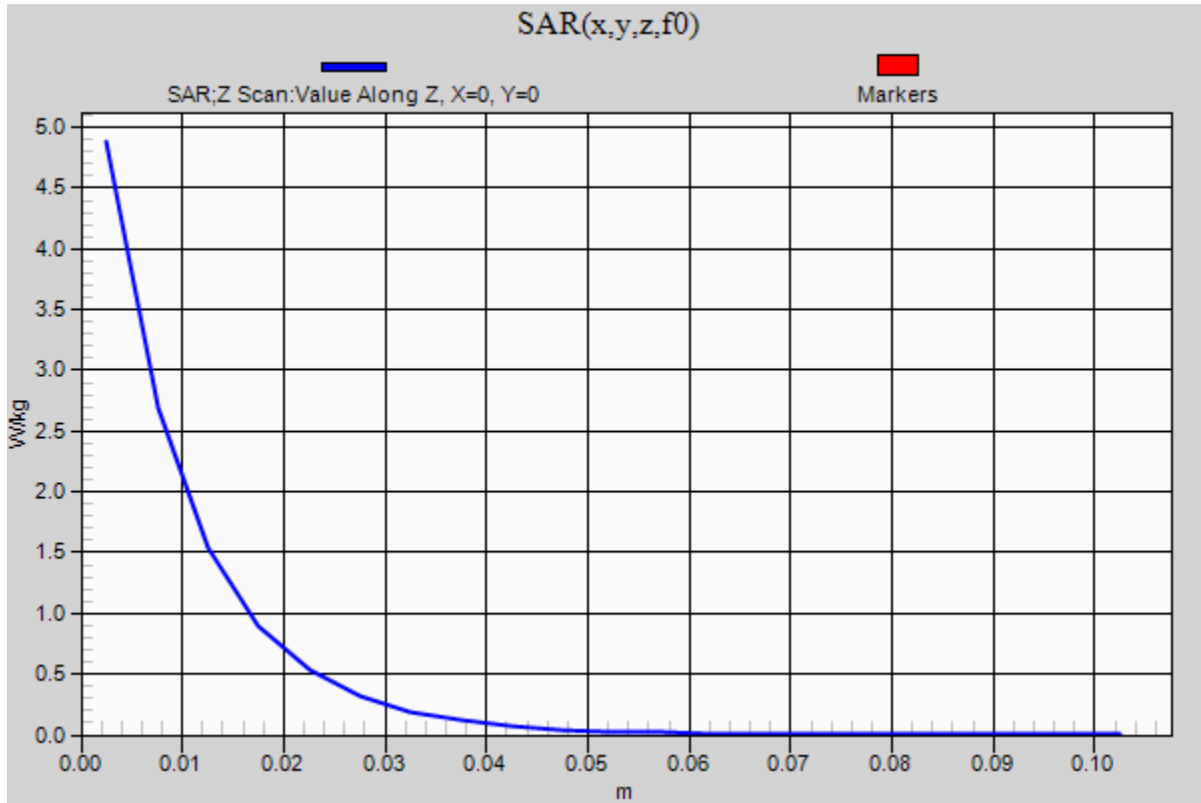
0 dB = 4.99 W/kg = 6.98 dBW/kg

20180621_SystemPerformanceCheck-D1750V2 SN 1053

Frequency: 1750 MHz; Duty Cycle: 1:1

Head/Pin=100 mW/Z Scan (1x1x21): Measurement grid: dx=20mm, dy=20mm, dz=5mm

Maximum value of SAR (measured) = 4.88 W/kg



20180625_SystemPerformanceCheck-D1900V2 SN 5d163

Frequency: 1900 MHz; Duty Cycle: 1:1; Room Ambient Temperature: 24.0°C; Liquid Temperature: 23.0°C
 Medium parameters used: $f = 1900 \text{ MHz}$; $\sigma = 1.375 \text{ S/m}$; $\epsilon_r = 40.846$; $\rho = 1000 \text{ kg/m}^3$

DASY5 Configuration:

- Area Scan Setting: Find Secondary Maximum Within: 2.0 dB and with a peak SAR value greater than 0.0012W/kg
- Electronics: DAE4 Sn1352; Calibrated: 11/8/2017
- Probe: EX3DV4 - SN3772; ConvF(7.42, 7.42, 7.42); Calibrated: 2/13/2018, ConvF(7.42, 7.42, 7.42); Calibrated: 2/13/2018;
- Sensor-Surface: 2.5mm (Mechanical Surface Detection)
- Phantom: Twin-SAM V5.0 (30deg probe tilt); Type: QD 000 P40 CD; Serial: 1629

Head/Pin=100 mW/Area Scan (7x7x1): Measurement grid: dx=15mm, dy=15mm

Maximum value of SAR (measured) = 5.46 W/kg


Head/Pin=100 mW/Zoom Scan (7x7x7)/Cube 0: Measurement grid: dx=5mm, dy=5mm, dz=5mm

Reference Value = 63.66 V/m; Power Drift = 0.04 dB

Peak SAR (extrapolated) = 7.81 W/kg

SAR(1 g) = 4.03 W/kg; SAR(10 g) = 2.04 W/kg

Maximum value of SAR (measured) = 5.56 W/kg



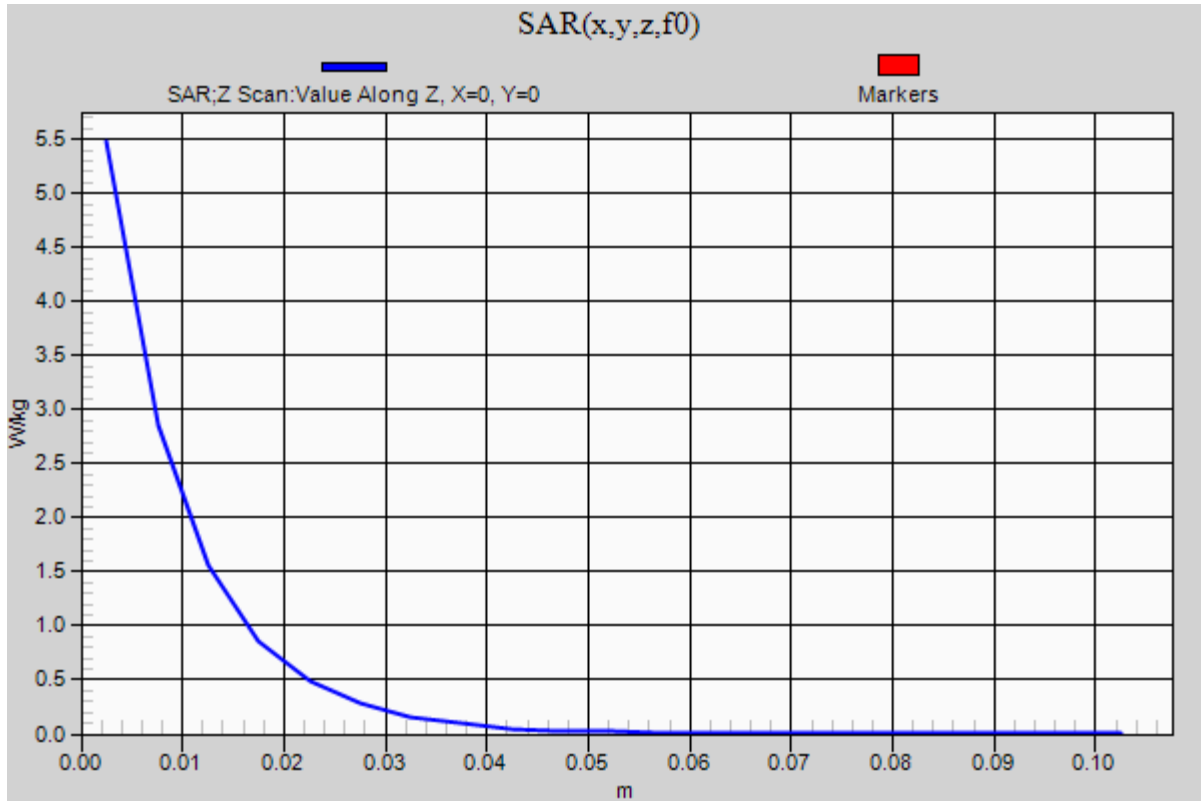
0 dB = 5.56 W/kg = 7.45 dBW/kg

20180625_SystemPerformanceCheck-D1900V2 SN 5d163

Frequency: 1900 MHz; Duty Cycle: 1:1

Head/Pin=100 mW/Z Scan (1x1x21): Measurement grid: dx=20mm, dy=20mm, dz=5mm

Maximum value of SAR (measured) = 5.48 W/kg



20180625_SystemPerformanceCheck-D2600V2 SN 1006

Frequency: 2600 MHz; Duty Cycle: 1:1; Room Ambient Temperature: 24.0°C; Liquid Temperature: 23.0°C
 Medium parameters used: $f = 2600$ MHz; $\sigma = 1.941$ S/m; $\epsilon_r = 38.951$; $\rho = 1000$ kg/m³

DASY5 Configuration:

- Area Scan Setting: Find Secondary Maximum Within: 2.0 dB and with a peak SAR value greater than 0.0012W/kg
- Electronics: DAE4 Sn1352; Calibrated: 11/8/2017
- Probe: EX3DV4 - SN3772; ConvF(6.71, 6.71, 6.71); Calibrated: 2/13/2018, ConvF(6.71, 6.71, 6.71); Calibrated: 2/13/2018;
- Sensor-Surface: 2.5mm (Mechanical Surface Detection)
- Phantom: Twin-SAM V5.0 (30deg probe tilt); Type: QD 000 P40 CD; Serial: 1629

Head/Pin=100 mW/Area Scan (8x8x1): Measurement grid: dx=12mm, dy=12mm

Maximum value of SAR (measured) = 6.61 W/kg


Head/Pin=100 mW/Zoom Scan (7x7x7)/Cube 0: Measurement grid: dx=5mm, dy=5mm, dz=5mm

Reference Value = 64.13 V/m; Power Drift = 0.09 dB

Peak SAR (extrapolated) = 12.1 W/kg

SAR(1 g) = 5.63 W/kg; SAR(10 g) = 2.53 W/kg

Maximum value of SAR (measured) = 8.13 W/kg



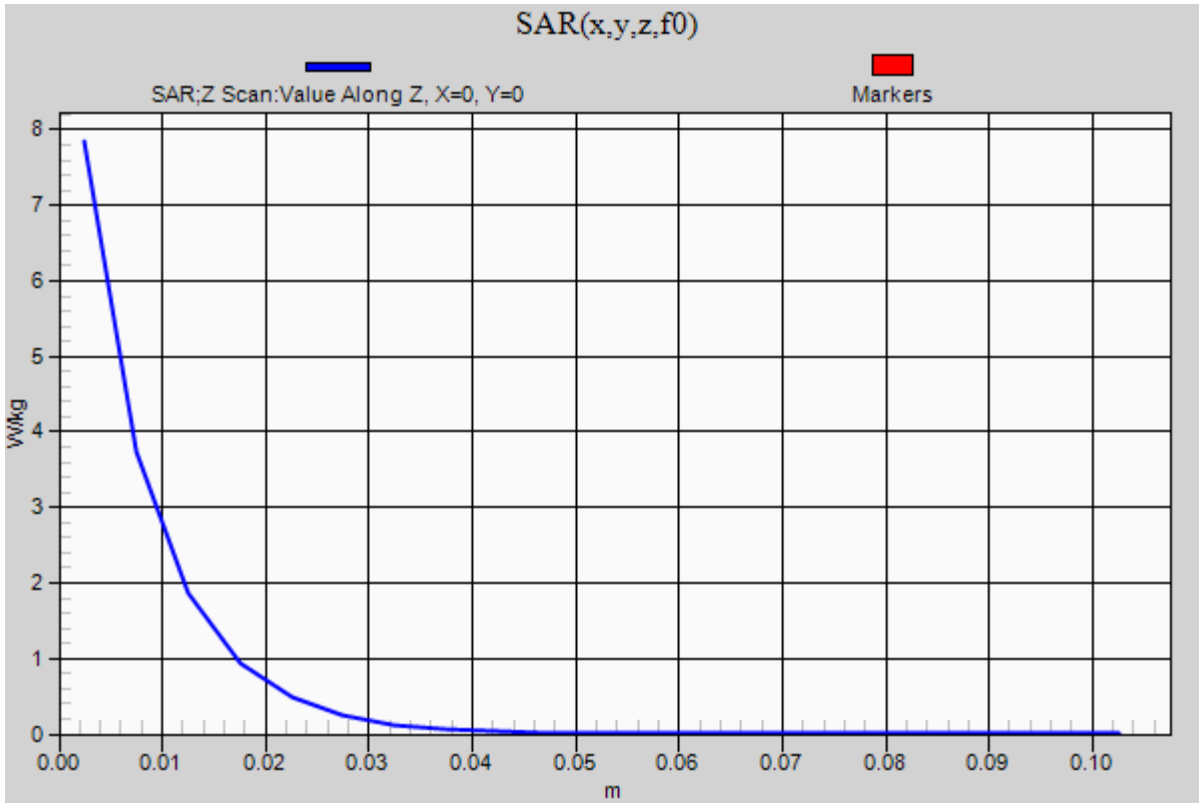
0 dB = 8.13 W/kg = 9.10 dBW/kg

20180625_SystemPerformanceCheck-D2600V2 SN 1006

Frequency: 2600 MHz; Duty Cycle: 1:1

Head/Pin=100 mW/Z Scan (1x1x21): Measurement grid: dx=20mm, dy=20mm, dz=5mm

Maximum value of SAR (measured) = 7.85 W/kg



20180604_SystemPerformanceCheck-D1900V2 SN 5d140

Frequency: 1900 MHz; Duty Cycle: 1:1; Room Ambient Temperature: 24.0°C; Liquid Temperature: 23.0°C
Medium parameters used: $f = 1900$ MHz; $\sigma = 1.444$ S/m; $\epsilon_r = 39.672$; $\rho = 1000$ kg/m³

DASY5 Configuration:

- Area Scan Setting: Find Secondary Maximum Within: 2.0 dB and with a peak SAR value greater than 0.0012W/kg
- Electronics: DAE4 Sn1472; Calibrated: 3/8/2018
- Probe: EX3DV4 - SN3990; ConvF(8.51, 8.51, 8.51); Calibrated: 2/14/2018;
- Sensor-Surface: 2.5mm (Mechanical Surface Detection)
- Phantom: SAM v4.0(A); Type: QD000P40CD; Serial: 1632

Head/Pin=100 mW 2/Area Scan (7x7x1): Measurement grid: dx=15mm, dy=15mm

Maximum value of SAR (measured) = 5.94 W/kg

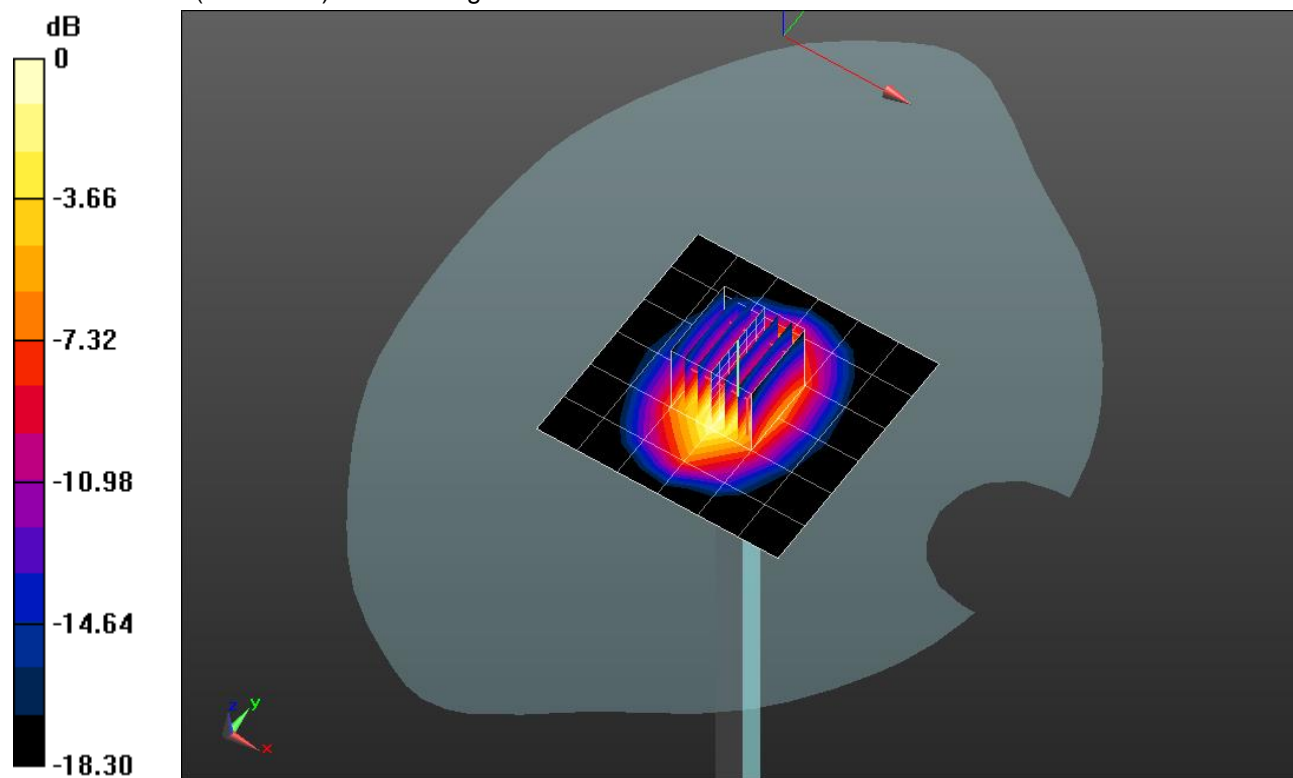
Head/Pin=100 mW 2/Zoom Scan (7x7x7)/Cube 0: Measurement grid: dx=5mm, dy=5mm, dz=5mm

Reference Value = 64.231 V/m; Power Drift = -0.02 dB

Peak SAR (extrapolated) = 8.20 W/kg

SAR(1 g) = 4.26 W/kg; SAR(10 g) = 2.17 W/kg

Maximum value of SAR (measured) = 5.86 W/kg



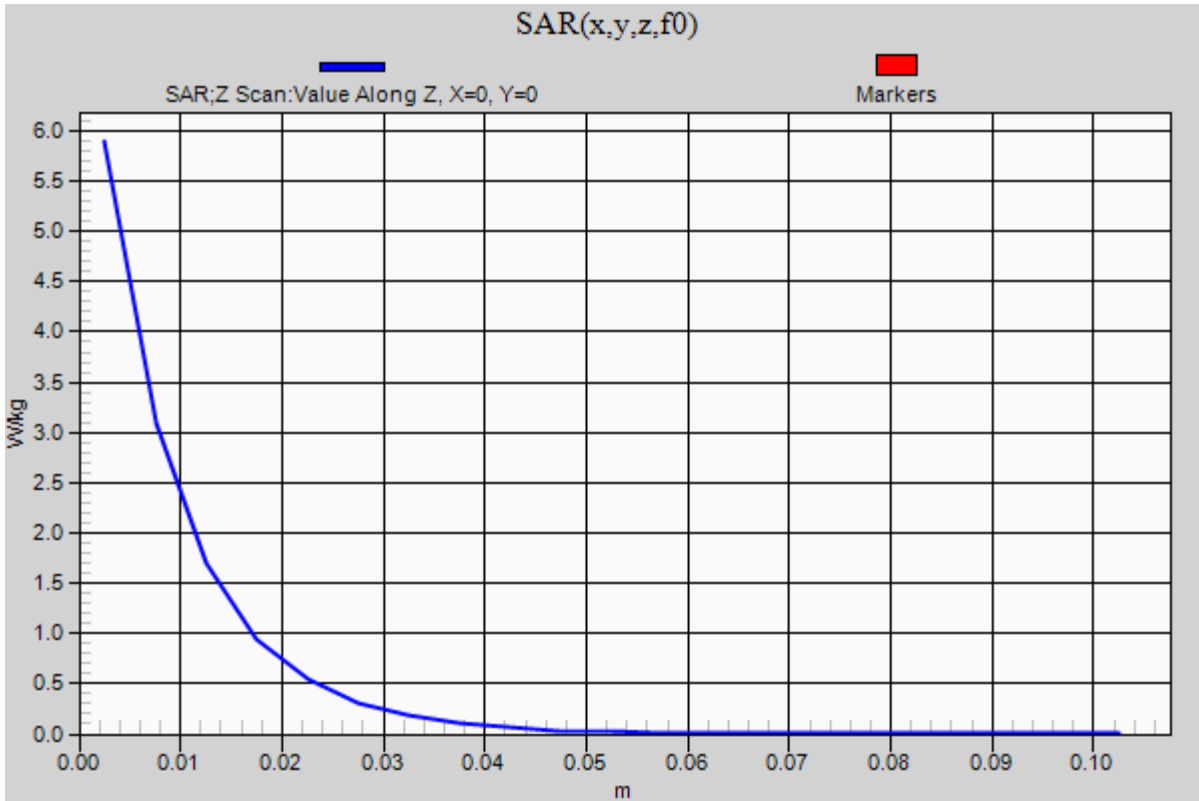
0 dB = 5.86 W/kg = 7.68 dBW/kg

20180604_SystemPerformanceCheck-D1900V2 SN 5d140

Frequency: 1900 MHz; Duty Cycle: 1:1

Head/Pin=100 mW 2/Z Scan (1x1x21): Measurement grid: dx=20mm, dy=20mm, dz=5mm

Maximum value of SAR (measured) = 5.89 W/kg



20180623_SystemPerformanceCheck-D2600V2 SN 1036

Frequency: 2600 MHz; Duty Cycle: 1:1; Room Ambient Temperature: 24.0°C; Liquid Temperature: 23.0°C
Medium parameters used: $f = 2600$ MHz; $\sigma = 1.963$ S/m; $\epsilon_r = 39.428$; $\rho = 1000$ kg/m³

DASY5 Configuration:

- Area Scan Setting: Find Secondary Maximum Within: 2.0 dB and with a peak SAR value greater than 0.0012W/kg
- Electronics: DAE4 Sn1472; Calibrated: 3/8/2018
- Probe: EX3DV4 - SN3749; ConvF(6.62, 6.62, 6.62); Calibrated: 1/16/2018;
- Sensor-Surface: 2.5mm (Mechanical Surface Detection)
- Phantom: SAM v4.0(A); Type: QD000P40CD; Serial: 1632

Head/Pin=100 mW/Area Scan (8x8x1): Measurement grid: dx=12mm, dy=12mm

Maximum value of SAR (measured) = 6.01 W/kg

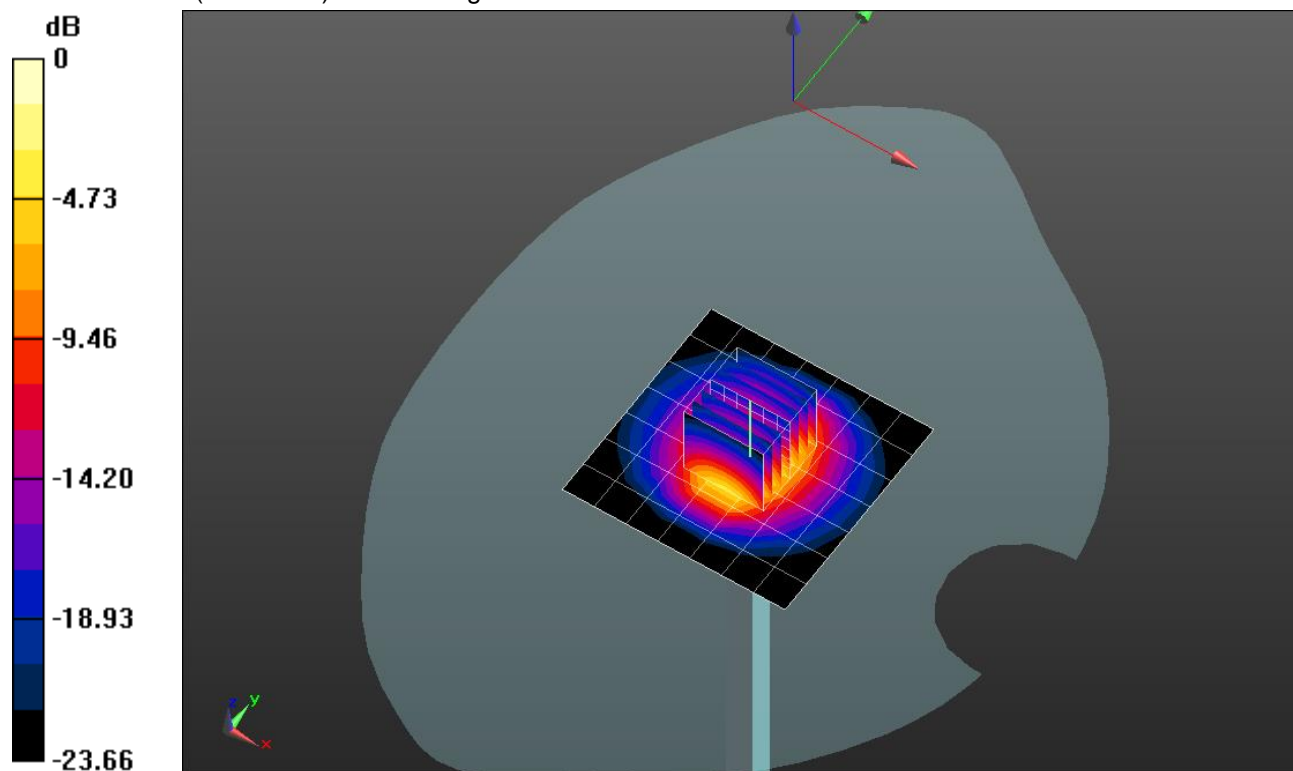
Head/Pin=100 mW/Zoom Scan (7x7x7)/Cube 0: Measurement grid: dx=5mm, dy=5mm, dz=5mm

Reference Value = 65.539 V/m; Power Drift = -0.16 dB

Peak SAR (extrapolated) = 12.3 W/kg

SAR(1 g) = 5.72 W/kg; SAR(10 g) = 2.56 W/kg

Maximum value of SAR (measured) = 8.28 W/kg



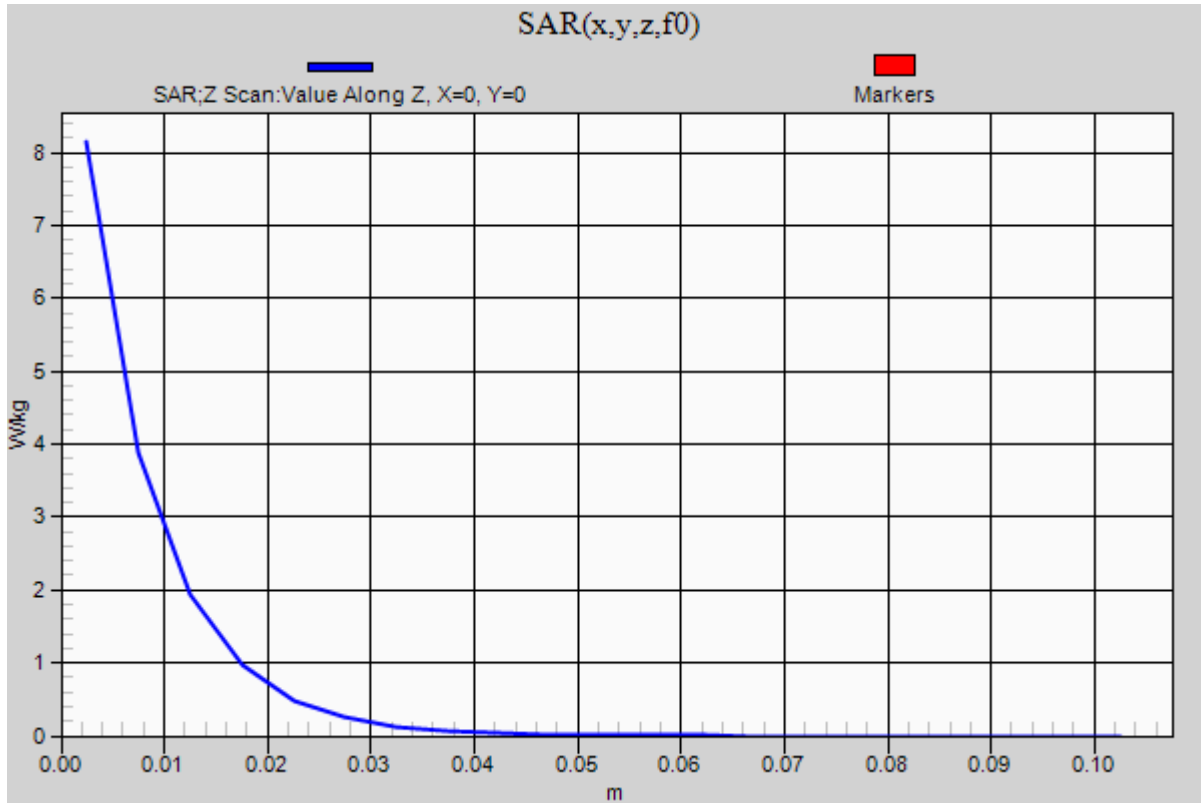
0 dB = 8.28 W/kg = 9.18 dBW/kg

20180623_SystemPerformanceCheck-D2600V2 SN 1036

Frequency: 2600 MHz; Duty Cycle: 1:1

Head/Pin=100 mW/Z Scan (1x1x21): Measurement grid: dx=20mm, dy=20mm, dz=5mm

Maximum value of SAR (measured) = 8.14 W/kg



20180626_SystemPerformanceCheck-D2450V2 SN 748

Frequency: 2450 MHz; Duty Cycle: 1:1; Room Ambient Temperature: 24.0°C; Liquid Temperature: 23.0°C
 Medium parameters used: $f = 2450$ MHz; $\sigma = 1.843$ S/m; $\epsilon_r = 39.693$; $\rho = 1000$ kg/m³

DASY5 Configuration:

- Area Scan Setting: Find Secondary Maximum Within: 2.0 dB and with a peak SAR value greater than 0.0012W/kg
- Electronics: DAE4 Sn1472; Calibrated: 3/8/2018
- Probe: EX3DV4 - SN3749; ConvF(6.85, 6.85, 6.85); Calibrated: 1/16/2018;
- Sensor-Surface: 2.5mm (Mechanical Surface Detection)
- Phantom: SAM v4.0(A); Type: QD000P40CD; Serial: 1632

Head/Pin=100 mW/Area Scan (8x8x1): Measurement grid: dx=12mm, dy=12mm

Maximum value of SAR (measured) = 7.84 W/kg


Head/Pin=100 mW/Zoom Scan (7x7x7)/Cube 0: Measurement grid: dx=5mm, dy=5mm, dz=5mm

Reference Value = 65.716 V/m; Power Drift = -0.19 dB

Peak SAR (extrapolated) = 11.8 W/kg

SAR(1 g) = 5.69 W/kg; SAR(10 g) = 2.64 W/kg

Maximum value of SAR (measured) = 8.09 W/kg



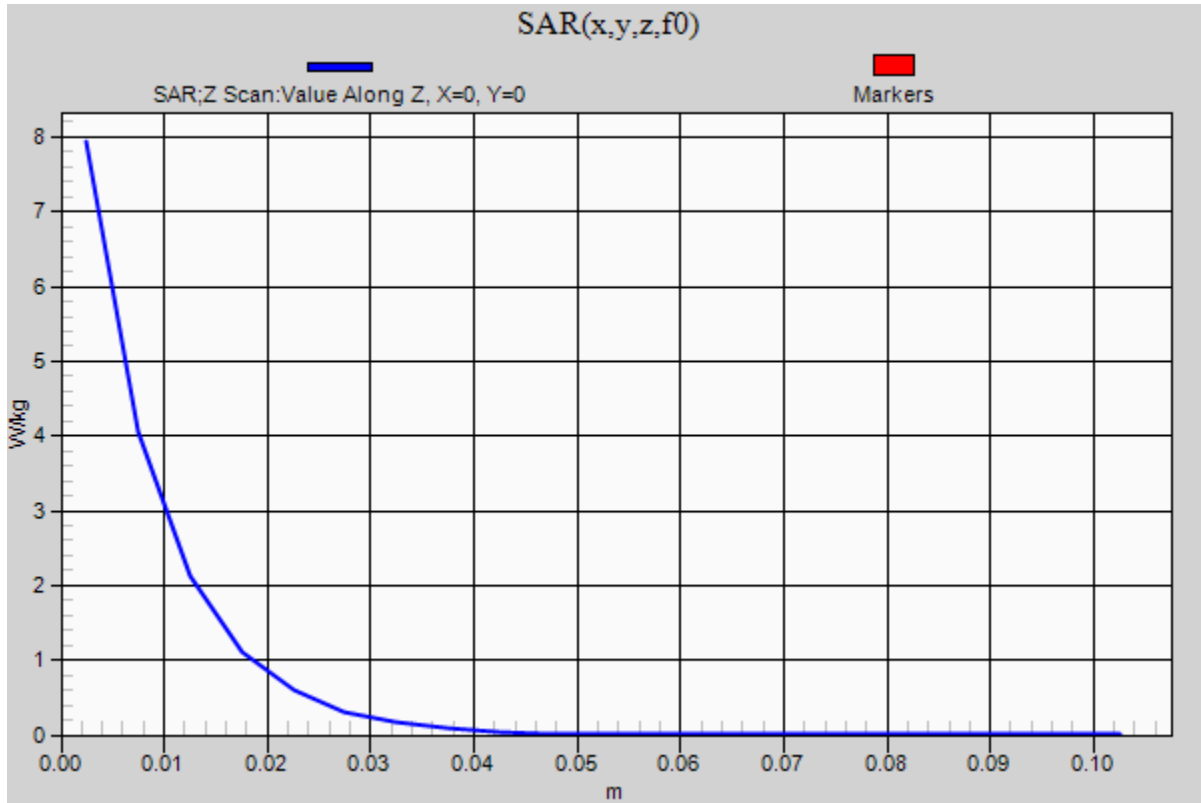
0 dB = 8.09 W/kg = 9.08 dBW/kg

20180626_SystemPerformanceCheck-D2450V2 SN 748

Frequency: 2450 MHz; Duty Cycle: 1:1

Head/Pin=100 mW/Z Scan (1x1x21): Measurement grid: dx=20mm, dy=20mm, dz=5mm

Maximum value of SAR (measured) = 7.94 W/kg



SystemPerformanceCheck-D1900V2 SN 5d163

Frequency: 1900 MHz; Duty Cycle: 1:1; Room Ambient Temperature: 24.0°C; Liquid Temperature: 23.0°C
 Medium parameters used: $f = 1900$ MHz; $\sigma = 1.506$ S/m; $\epsilon_r = 52.495$; $\rho = 1000$ kg/m³

DASY5 Configuration:

- Area Scan Setting: Find Secondary Maximum Within: 2.0 dB and with a peak SAR value greater than 0.0012W/kg
- Electronics: DAE4 Sn1472; Calibrated: 3/8/2018
- Probe: EX3DV4 - SN3749; ConvF(7.17, 7.17, 7.17); Calibrated: 1/16/2018;
- Sensor-Surface: 2.5mm (Mechanical Surface Detection)
- Phantom: ELI v5.0 (A); Type: QDOVA002AA; Serial: 1256

Body/Pin=100 mW/Area Scan (7x7x1): Measurement grid: dx=15mm, dy=15mm

Maximum value of SAR (measured) = 5.41 W/kg

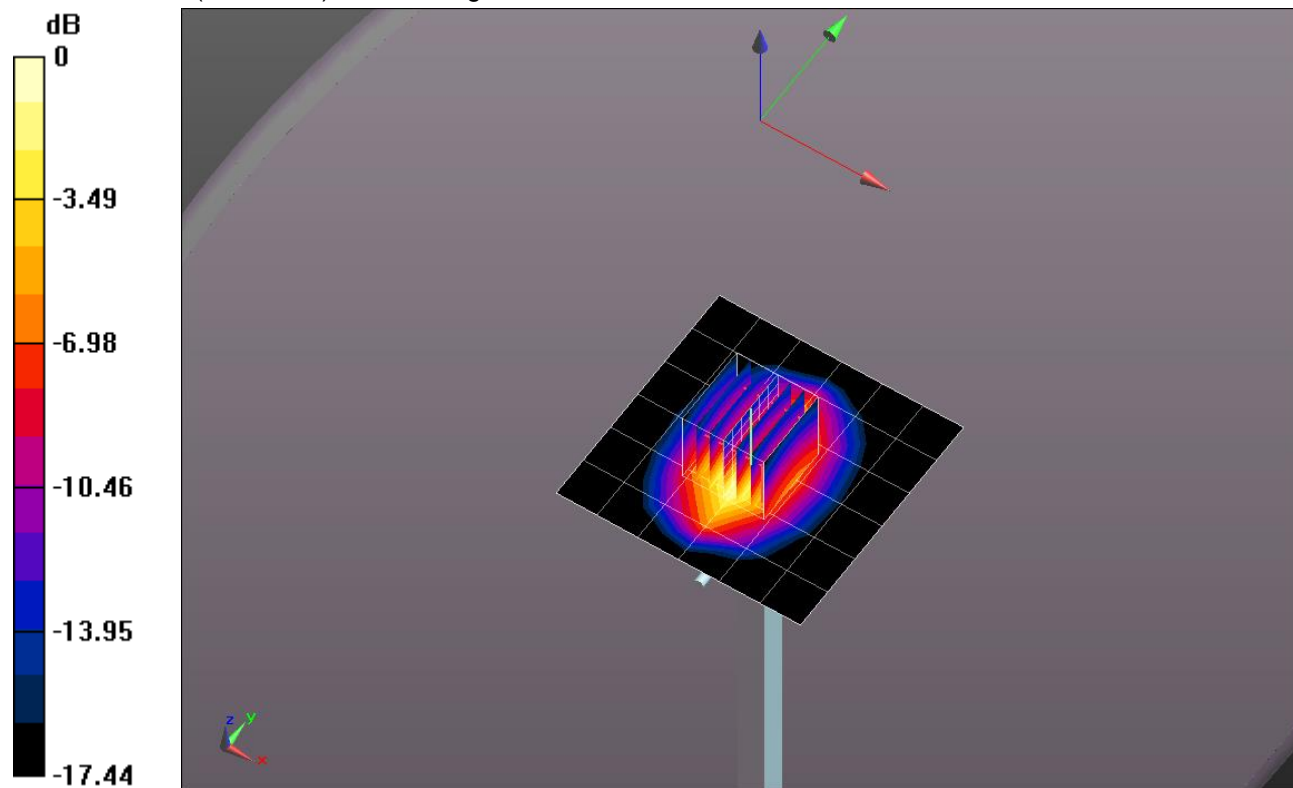
Body/Pin=100 mW/Zoom Scan (7x7x7)/Cube 0: Measurement grid: dx=5mm, dy=5mm, dz=5mm

Reference Value = 60.701 V/m; Power Drift = 0.05 dB

Peak SAR (extrapolated) = 7.49 W/kg

SAR(1 g) = 4.08 W/kg; SAR(10 g) = 2.11 W/kg

Maximum value of SAR (measured) = 5.55 W/kg

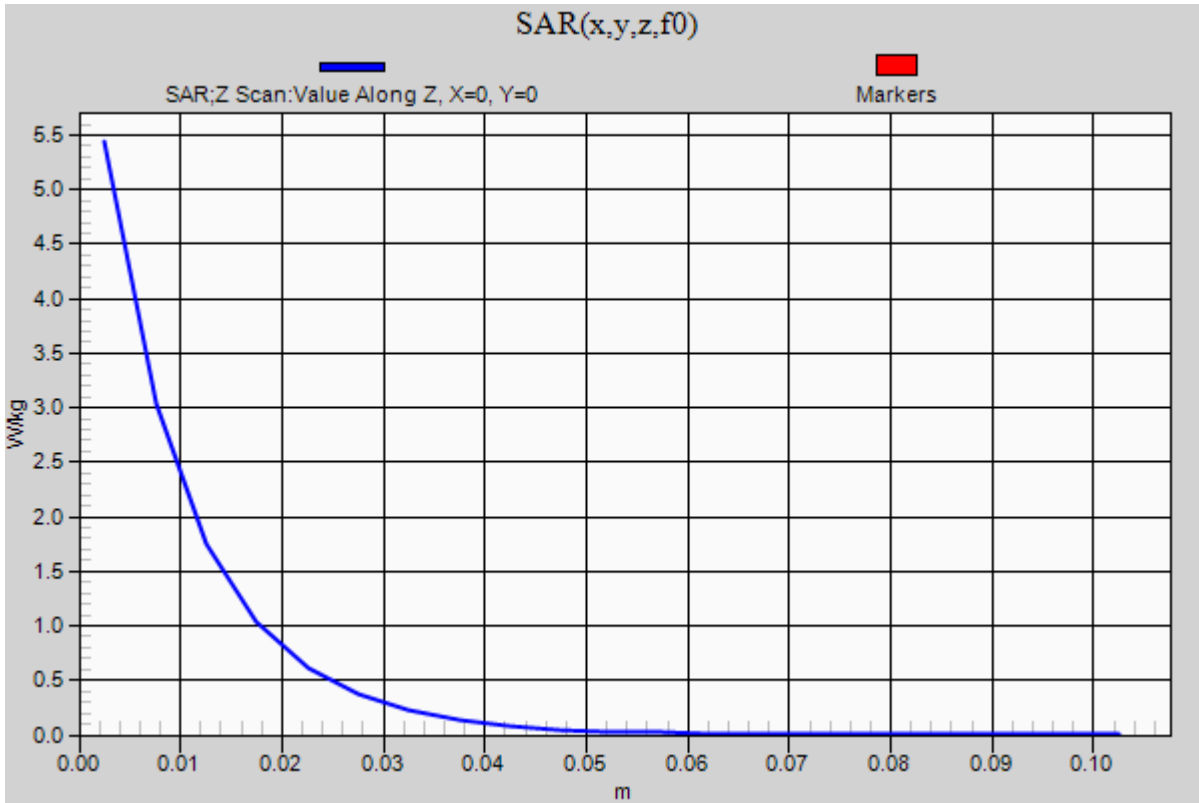


0 dB = 5.55 W/kg = 7.44 dBW/kg

SystemPerformanceCheck-D1900V2 SN 5d163

Frequency: 1900 MHz; Duty Cycle: 1:1

Body/Pin=100 mW/Z Scan (1x1x21): Measurement grid: dx=20mm, dy=20mm, dz=5mm
Maximum value of SAR (measured) = 5.44 W/kg



20180601_SystemPerformanceCheck-D2300V2 SN 1058

Frequency: 2300 MHz; Duty Cycle: 1:1; Room Ambient Temperature: 24.0°C; Liquid Temperature: 23.0°C
 Medium parameters used: $f = 2300 \text{ MHz}$; $\sigma = 1.726 \text{ S/m}$; $\epsilon_r = 38.1$; $\rho = 1000 \text{ kg/m}^3$

DASY5 Configuration:

- Area Scan Setting: Find Secondary Maximum Within: 2.0 dB and with a peak SAR value greater than 0.0012W/kg
- Electronics: DAE4 Sn1433; Calibrated: 3/7/2018
- Probe: EX3DV4 - SN3902; ConvF(7.93, 7.93, 7.93); Calibrated: 5/24/2018;
- Sensor-Surface: 2.5mm (Mechanical Surface Detection)
- Phantom: SAM with CRP v5.0; Type: QD000P40CD; Serial: 1772

Head/Pin=100 mW/Area Scan (8x8x1): Measurement grid: dx=12mm, dy=12mm

Maximum value of SAR (measured) = 5.62 W/kg

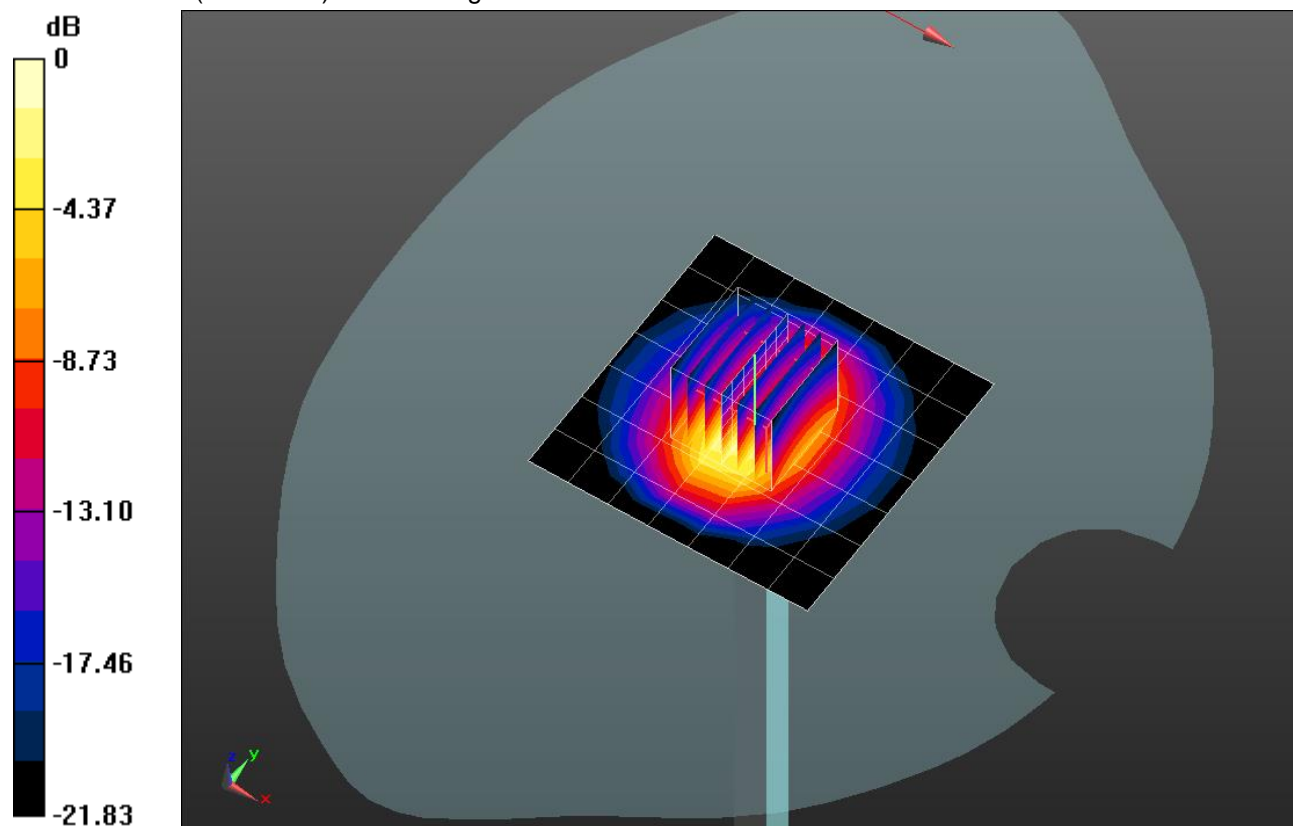
Head/Pin=100 mW/Zoom Scan (7x7x7)/Cube 0: Measurement grid: dx=5mm, dy=5mm, dz=5mm

Reference Value = 64.25 V/m; Power Drift = 0.03 dB

Peak SAR (extrapolated) = 10.4 W/kg

SAR(1 g) = 5.02 W/kg; SAR(10 g) = 2.36 W/kg

Maximum value of SAR (measured) = 7.14 W/kg

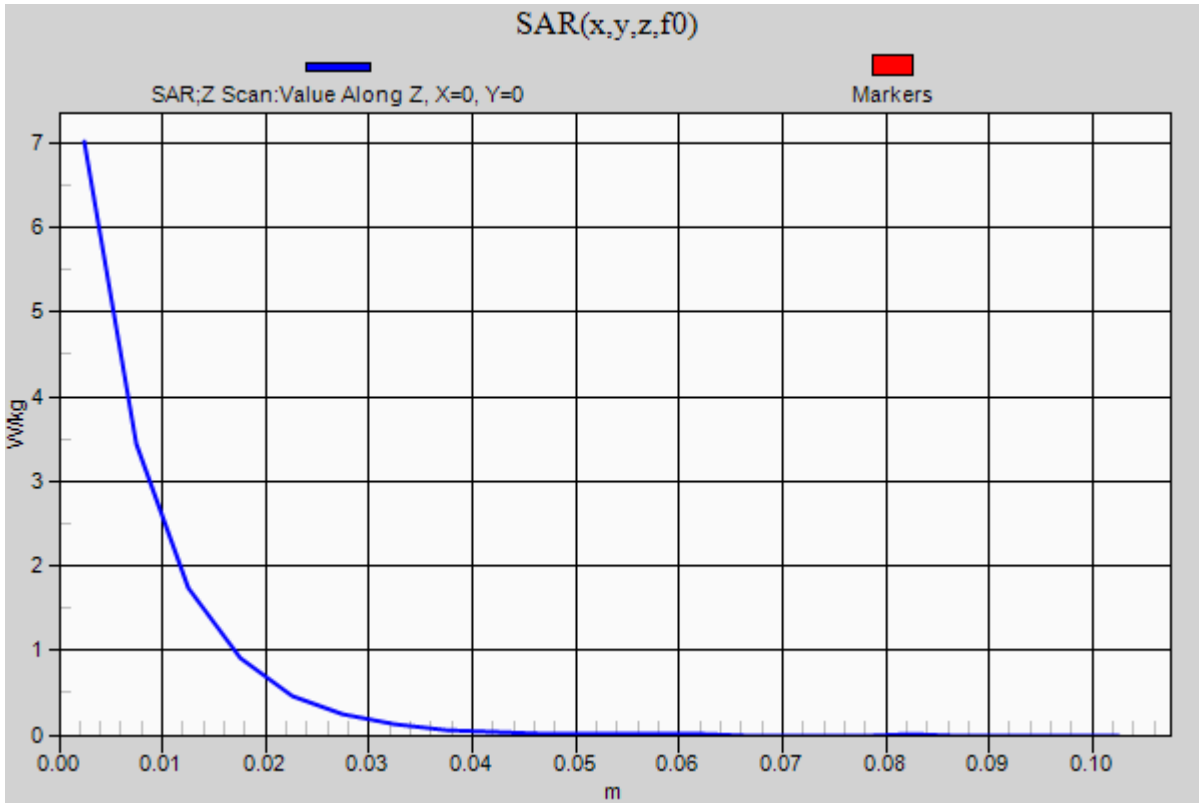


0 dB = 7.14 W/kg = 8.54 dBW/kg

20180601_SystemPerformanceCheck-D2300V2 SN 1058

Frequency: 2300 MHz; Duty Cycle: 1:1

Head/Pin=100 mW/Z Scan (1x1x21): Measurement grid: dx=20mm, dy=20mm, dz=5mm
Maximum value of SAR (measured) = 7.01 W/kg



20180612_SystemPerformanceCheck-D2600V2 SN 1006

Frequency: 2600 MHz; Duty Cycle: 1:1; Room Ambient Temperature: 24.0°C; Liquid Temperature: 23.0°C

Medium parameters used: $f = 2600$ MHz; $\sigma = 2.199$ S/m; $\epsilon_r = 50.02$; $\rho = 1000$ kg/m³

DASY5 Configuration:

- Area Scan Setting: Find Secondary Maximum Within: 2.0 dB and with a peak SAR value greater than 0.0012W/kg
- Electronics: DAE4 Sn1433; Calibrated: 3/7/2018
- Probe: EX3DV4 - SN3902; ConvF(7.5, 7.5, 7.5); Calibrated: 5/24/2018;
- Sensor-Surface: 2.5mm (Mechanical Surface Detection)
- Phantom: ELI v5.0 (A); Type: QDOVA001BB; Serial: 1120

Body/Pin=100 mW/Area Scan (8x8x1): Measurement grid: dx=12mm, dy=12mm

Maximum value of SAR (measured) = 6.05 W/kg

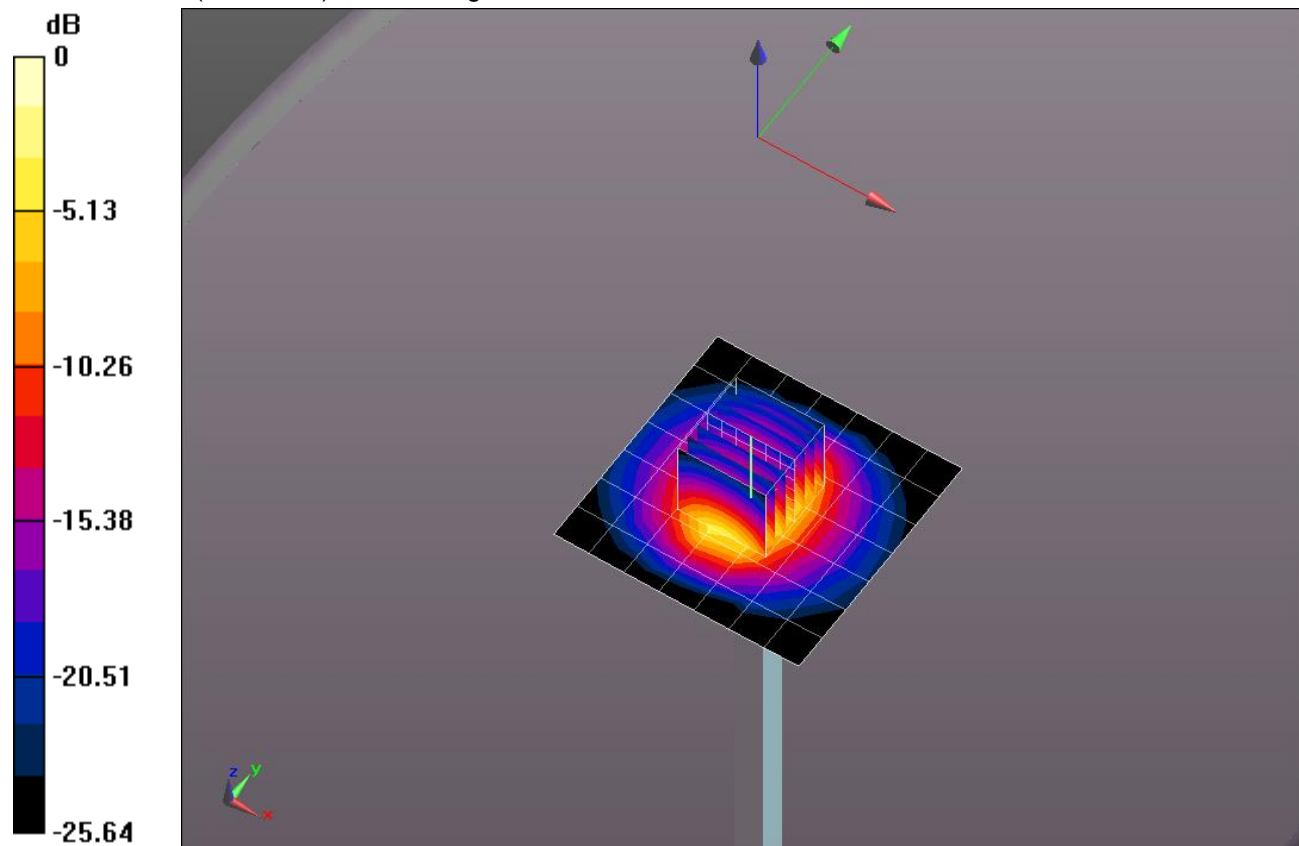
Body/Pin=100 mW/Zoom Scan (7x7x7)/Cube 0: Measurement grid: dx=5mm, dy=5mm, dz=5mm

Reference Value = 60.39 V/m; Power Drift = -0.08 dB

Peak SAR (extrapolated) = 11.8 W/kg

SAR(1 g) = 5.35 W/kg; SAR(10 g) = 2.33 W/kg

Maximum value of SAR (measured) = 7.83 W/kg

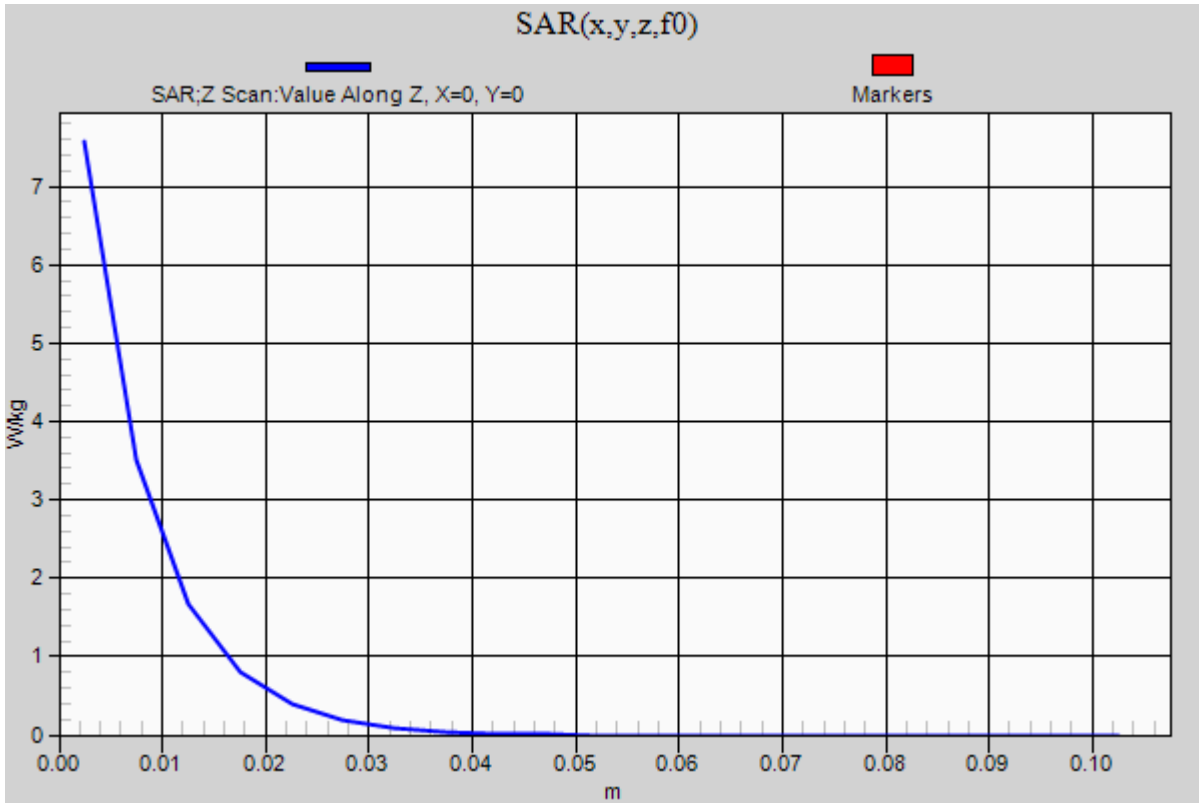


0 dB = 7.83 W/kg = 8.94 dBW/kg

20180612_SystemPerformanceCheck-D2600V2 SN 1006

Frequency: 2600 MHz; Duty Cycle: 1:1

Body/Pin=100 mW/Z Scan (1x1x21): Measurement grid: dx=20mm, dy=20mm, dz=5mm
Maximum value of SAR (measured) = 7.57 W/kg



20180620_SystemPerformanceCheck-D2600V2 SN 1036

Frequency: 2600 MHz; Duty Cycle: 1:1; Room Ambient Temperature: 24.0°C; Liquid Temperature: 23.0°C
 Medium parameters used: $f = 2600 \text{ MHz}$; $\sigma = 2.21 \text{ S/m}$; $\epsilon_r = 51.453$; $\rho = 1000 \text{ kg/m}^3$

DASY5 Configuration:

- Area Scan Setting: Find Secondary Maximum Within: 2.0 dB and with a peak SAR value greater than 0.0012W/kg
- Electronics: DAE4 Sn1433; Calibrated: 3/7/2018
- Probe: EX3DV4 - SN3902; ConvF(7.5, 7.5, 7.5); Calibrated: 5/24/2018;
- Sensor-Surface: 2.5mm (Mechanical Surface Detection)
- Phantom: ELI v5.0 (A); Type: QDOVA001BB; Serial: 1120

Body/Pin=100 mW/Area Scan (8x8x1): Measurement grid: dx=12mm, dy=12mm

Maximum value of SAR (measured) = 6.85 W/kg

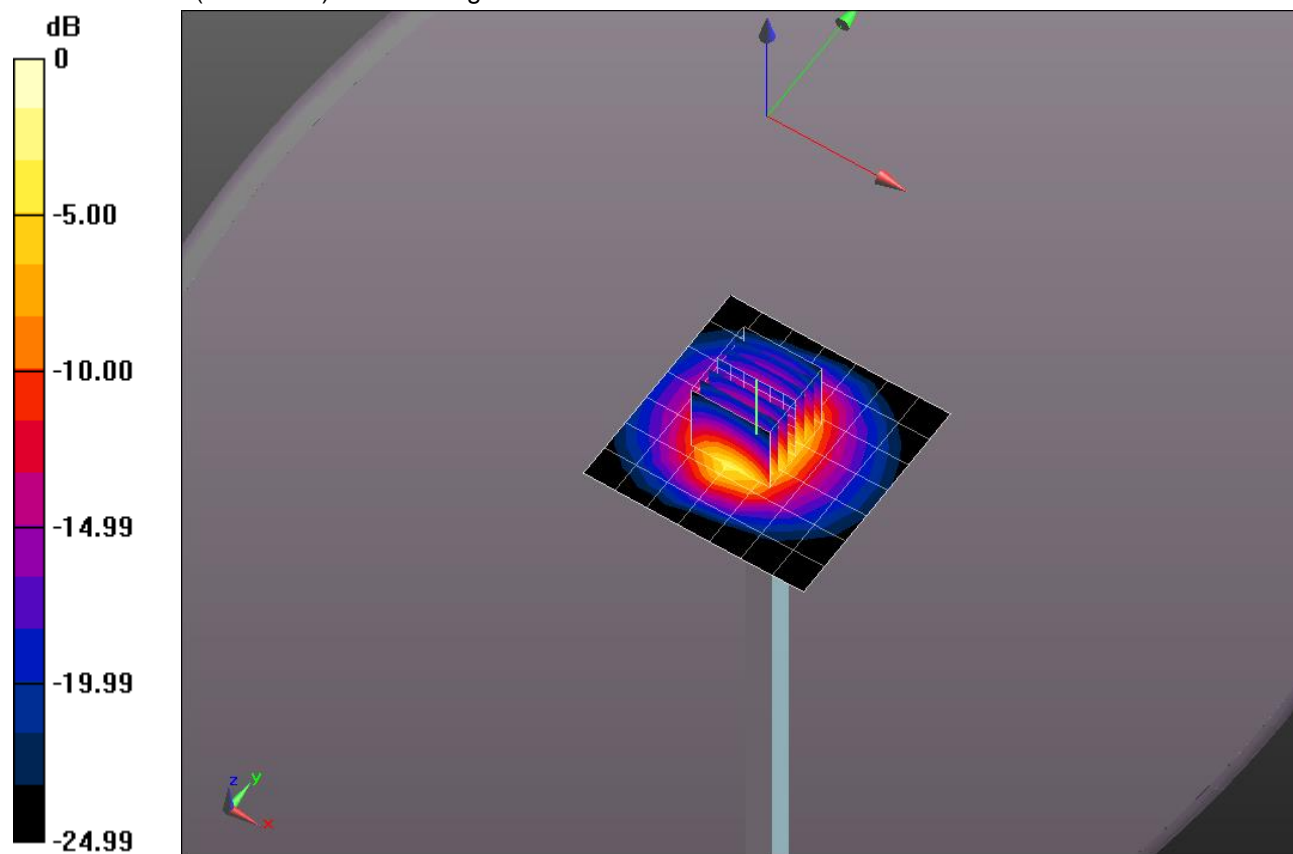
Body/Pin=100 mW/Zoom Scan (7x7x7)/Cube 0: Measurement grid: dx=5mm, dy=5mm, dz=5mm

Reference Value = 54.50 V/m; Power Drift = 0.17 dB

Peak SAR (extrapolated) = 11.1 W/kg

SAR(1 g) = 5.12 W/kg; SAR(10 g) = 2.26 W/kg

Maximum value of SAR (measured) = 7.42 W/kg

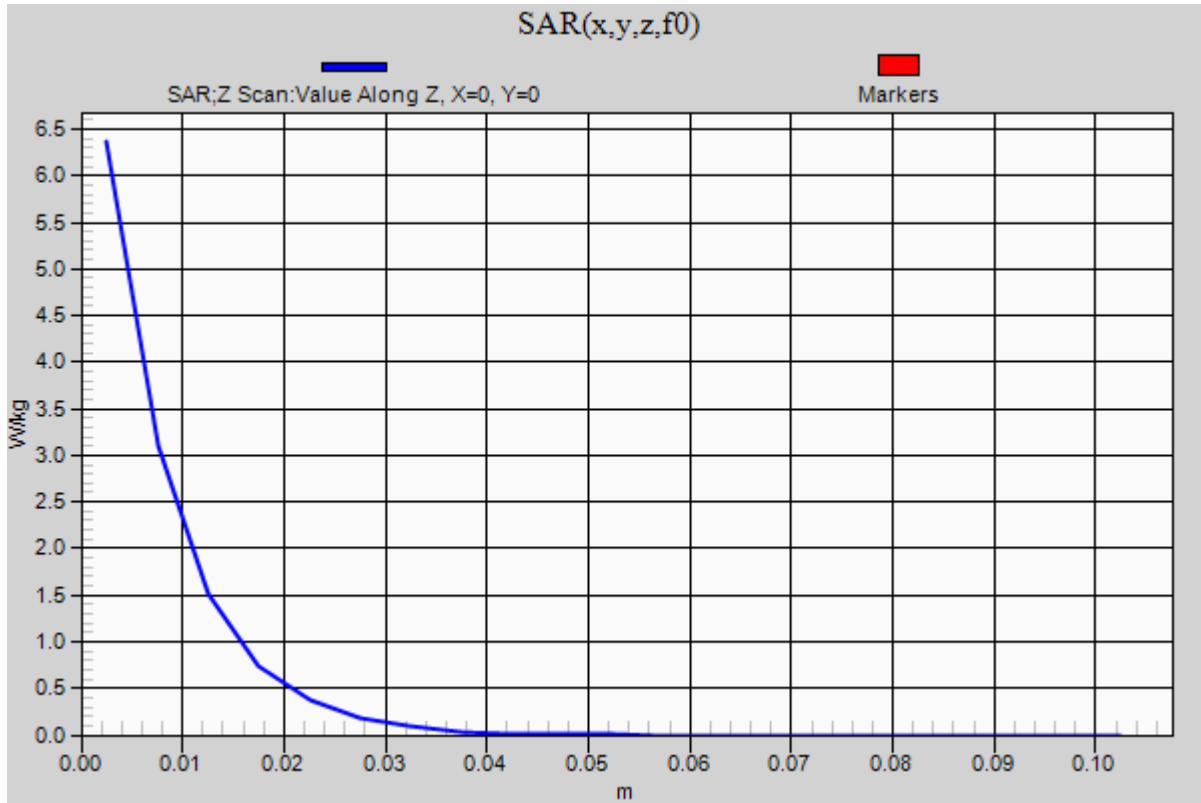


0 dB = 7.42 W/kg = 8.70 dBW/kg

20180620_SystemPerformanceCheck-D2600V2 SN 1036

Frequency: 2600 MHz; Duty Cycle: 1:1

Body/Pin=100 mW/Z Scan (1x1x21): Measurement grid: dx=20mm, dy=20mm, dz=5mm
Maximum value of SAR (measured) = 6.36 W/kg



20180622_SystemPerformanceCheck-D2300V2 SN 1002

Frequency: 2300 MHz; Duty Cycle: 1:1; Room Ambient Temperature: 24.0°C; Liquid Temperature: 23.0°C
 Medium parameters used: $f = 2300$ MHz; $\sigma = 1.709$ S/m; $\epsilon_r = 39.035$; $\rho = 1000$ kg/m³

DASY5 Configuration:

- Area Scan Setting: Find Secondary Maximum Within: 2.0 dB and with a peak SAR value greater than 0.0012W/kg
- Electronics: DAE4 Sn1433; Calibrated: 3/7/2018
- Probe: EX3DV4 - SN3902; ConvF(7.93, 7.93, 7.93); Calibrated: 5/24/2018;
- Sensor-Surface: 2.5mm (Mechanical Surface Detection)
- Phantom: SAM with CRP v5.0; Type: QD000P40CD; Serial: 1772

Head/Pin=100 mW/Area Scan (8x8x1): Measurement grid: dx=12mm, dy=12mm

Maximum value of SAR (measured) = 5.51 W/kg

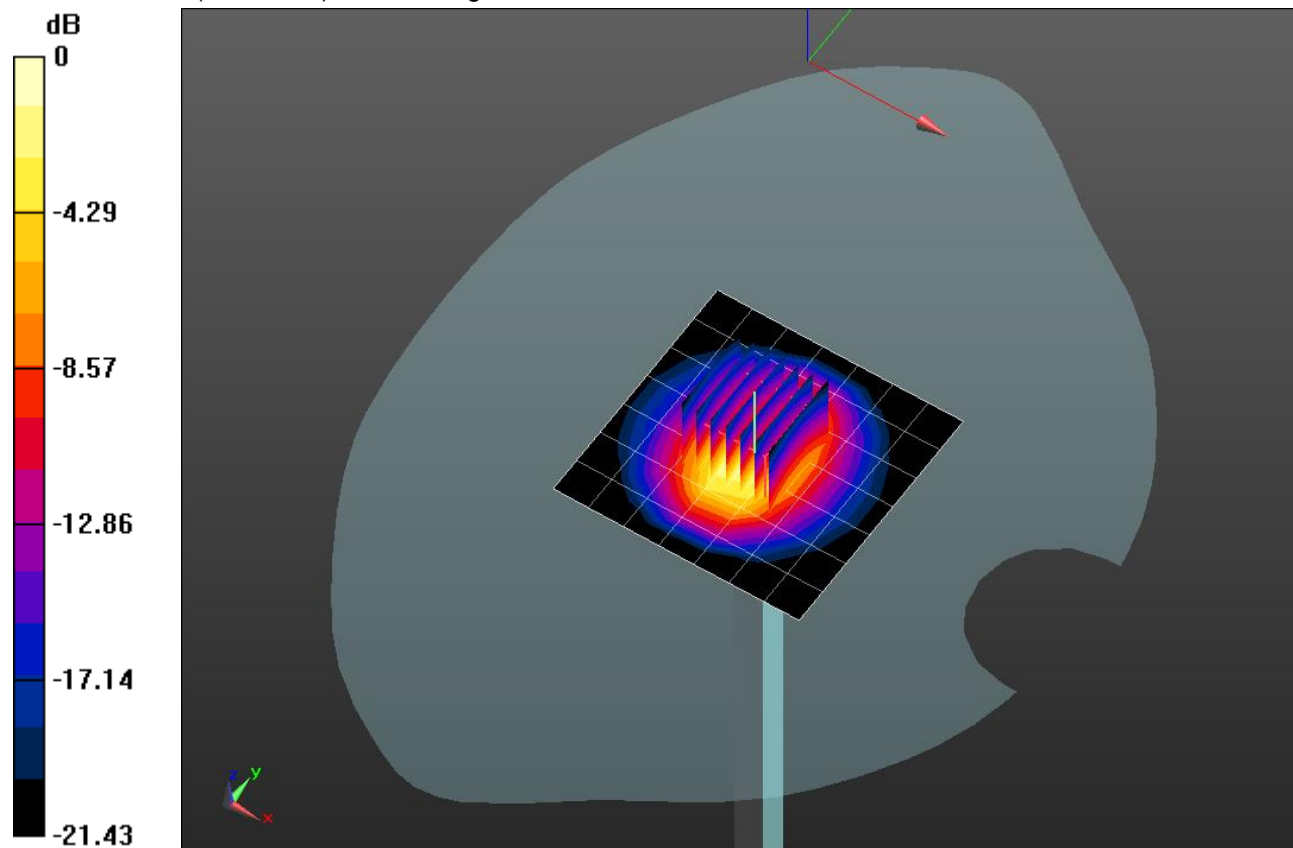
Head/Pin=100 mW/Zoom Scan (7x7x7)/Cube 0: Measurement grid: dx=5mm, dy=5mm, dz=5mm

Reference Value = 64.33 V/m; Power Drift = 0.08 dB

Peak SAR (extrapolated) = 10.3 W/kg

SAR(1 g) = 5.03 W/kg; SAR(10 g) = 2.38 W/kg

Maximum value of SAR (measured) = 7.13 W/kg

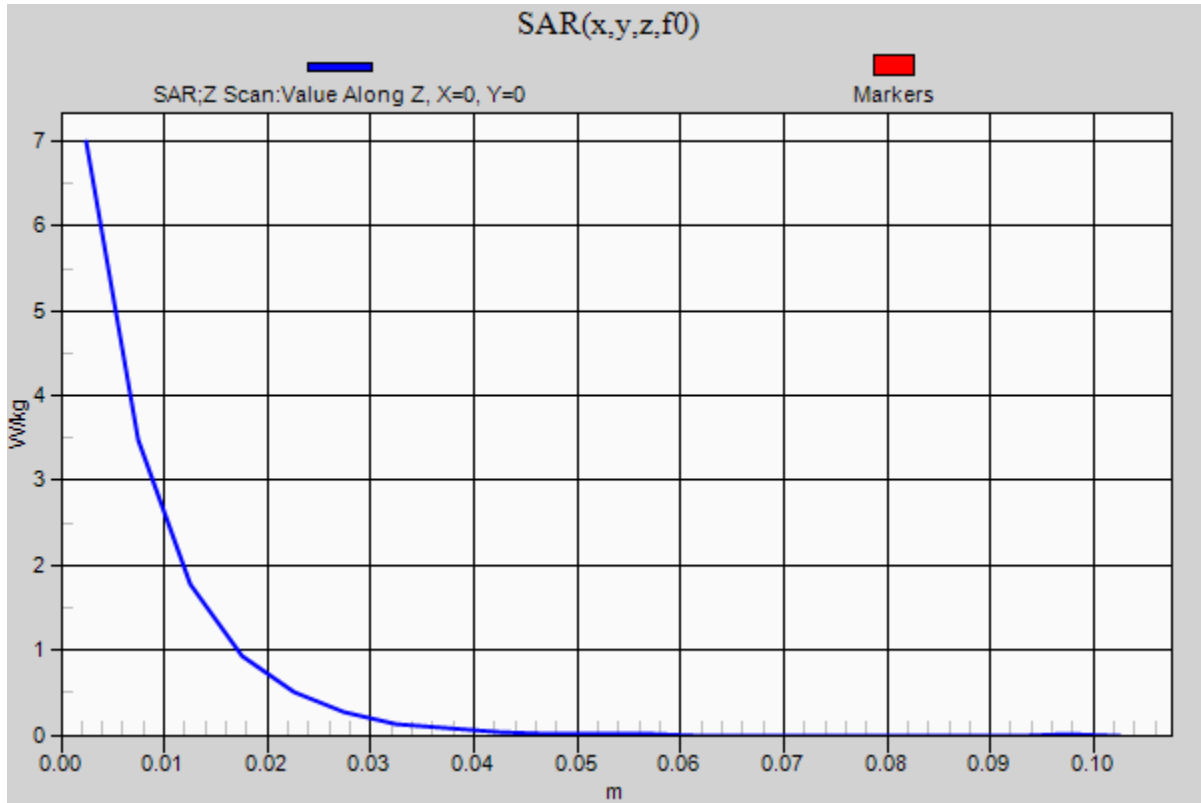


0 dB = 7.13 W/kg = 8.53 dBW/kg

20180622_SystemPerformanceCheck-D2300V2 SN 1002

Frequency: 2300 MHz; Duty Cycle: 1:1

Head/Pin=100 mW/Z Scan (1x1x21): Measurement grid: dx=20mm, dy=20mm, dz=5mm
Maximum value of SAR (measured) = 6.99 W/kg



20180613_SystemPerformanceCheck-D5GHzV2 SN 1003

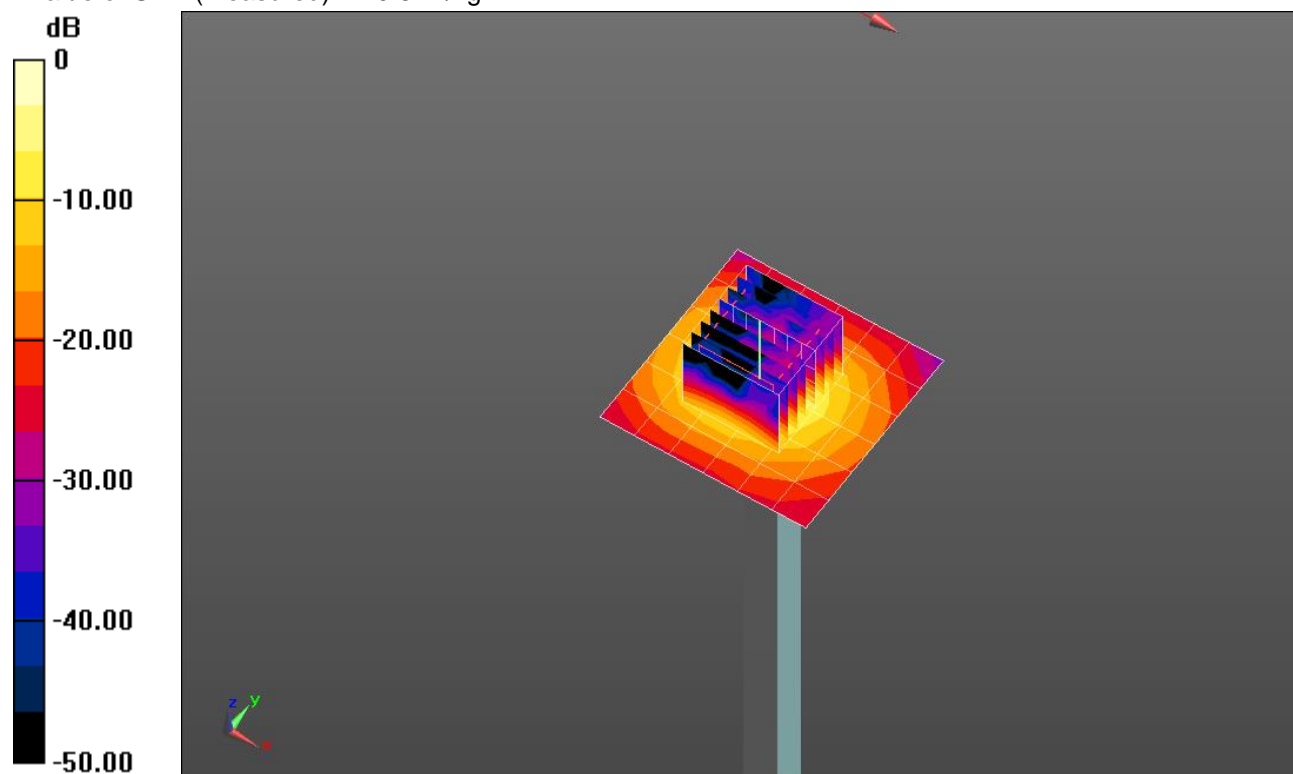
Frequency: 5750 MHz; Duty Cycle: 1:1; Room Ambient Temperature: 24.0°C; Liquid Temperature: 23.0°C
 Medium parameters used: $f = 5750 \text{ MHz}$; $\sigma = 6.026 \text{ S/m}$; $\epsilon_r = 46.198$; $\rho = 1000 \text{ kg/m}^3$

DASY5 Configuration:

- Area Scan Setting: Find Secondary Maximum Within: 2.0 dB and with a peak SAR value greater than 0.0012W/kg
- Electronics: DAE4 Sn1259; Calibrated: 1/10/2018
- Probe: EX3DV4 - SN3989; ConvF(4.72, 4.72, 4.72); Calibrated: 1/16/2018, ConvF(4.72, 4.72, 4.72); Calibrated: 1/16/2018;
- Sensor-Surface: 1.4mm (Mechanical Surface Detection)
- Phantom: ELI V5.0 Slot 1/2; Type: QD OVA 001 BB; Serial: 1120

Body/5.75 GHz, Pin=100mW/Area Scan (7x7x1): Measurement grid: dx=10mm, dy=10mm
 Maximum value of SAR (measured) = 20.3 W/kg

Body/5.75 GHz, Pin=100mW/Zoom Scan (8x8x7)/Cube 0: Measurement grid: dx=4mm, dy=4mm, dz=1.4mm
 Reference Value = 50.90 V/m; Power Drift = -0.18 dB
 Peak SAR (extrapolated) = 41.4 W/kg
SAR(1 g) = 8.11 W/kg; SAR(10 g) = 2.26 W/kg
 Maximum value of SAR (measured) = 20.8 W/kg

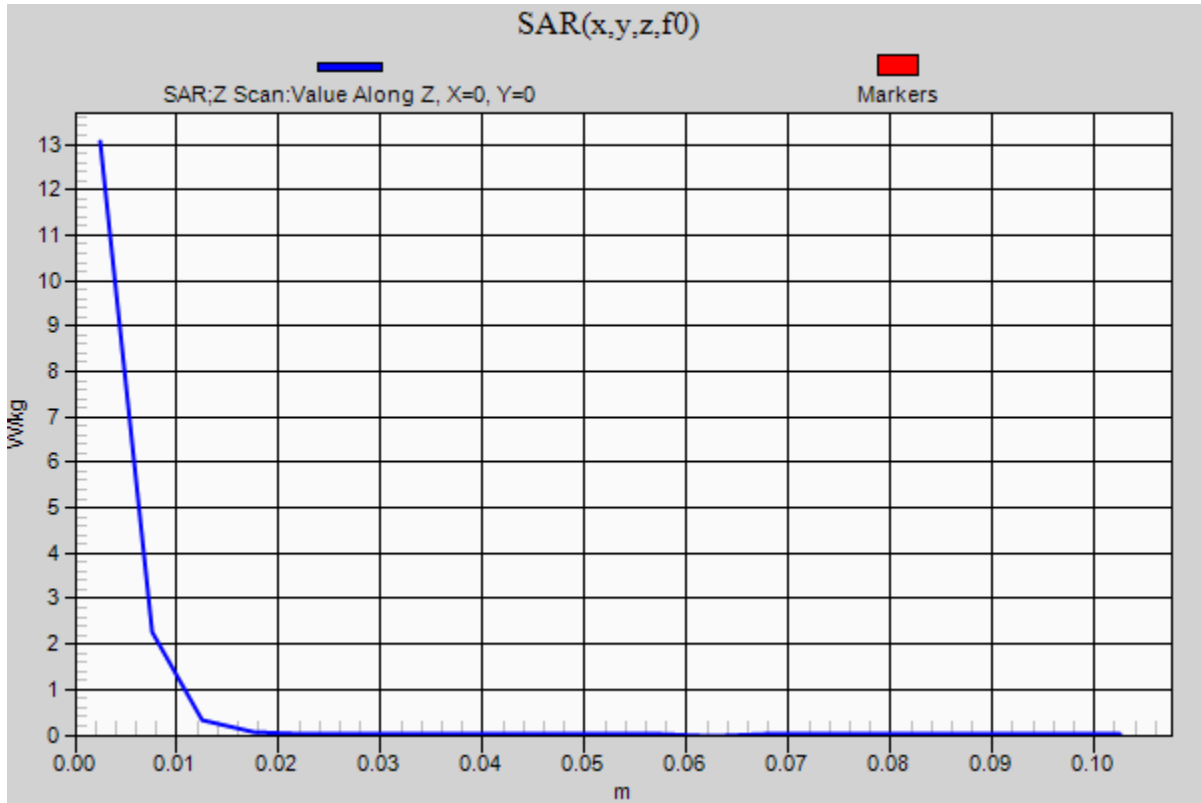


0 dB = 20.8 W/kg = 13.18 dBW/kg

20180613_SystemPerformanceCheck-D5GHzV2 SN 1003

Frequency: 5750 MHz; Duty Cycle: 1:1

Body/5.75 GHz, Pin=100mW/Z Scan (1x1x21): Measurement grid: dx=20mm, dy=20mm, dz=5mm
Maximum value of SAR (measured) = 13.1 W/kg



20180618_SystemPerformanceCheck-D2450V2 SN 748

Frequency: 2450 MHz; Duty Cycle: 1:1; Room Ambient Temperature: 24.0°C; Liquid Temperature: 23.0°C
 Medium parameters used (interpolated): $f = 2450$ MHz; $\sigma = 1.986$ S/m; $\epsilon_r = 51.181$; $\rho = 1000$ kg/m³

DASY5 Configuration:

- Area Scan Setting: Find Secondary Maximum Within: 2.0 dB and with a peak SAR value greater than 0.0012W/kg
- Electronics: DAE4 Sn1259; Calibrated: 1/10/2018
- Probe: EX3DV4 - SN3989; ConvF(7.98, 7.98, 7.98); Calibrated: 1/16/2018, ConvF(7.98, 7.98, 7.98); Calibrated: 1/16/2018;
- Sensor-Surface: 2.5mm (Mechanical Surface Detection)
- Phantom: ELI V5.0 Slot 1/2; Type: QD OVA 001 BB; Serial: 1120

Body/Pin=100 mW/Area Scan (8x8x1): Measurement grid: dx=12mm, dy=12mm

[Info: Interpolated medium parameters used for SAR evaluation.](#)

Maximum value of SAR (measured) = 5.78 W/kg

Body/Pin=100 mW/Zoom Scan (7x7x7)/Cube 0: Measurement grid: dx=5mm, dy=5mm, dz=5mm

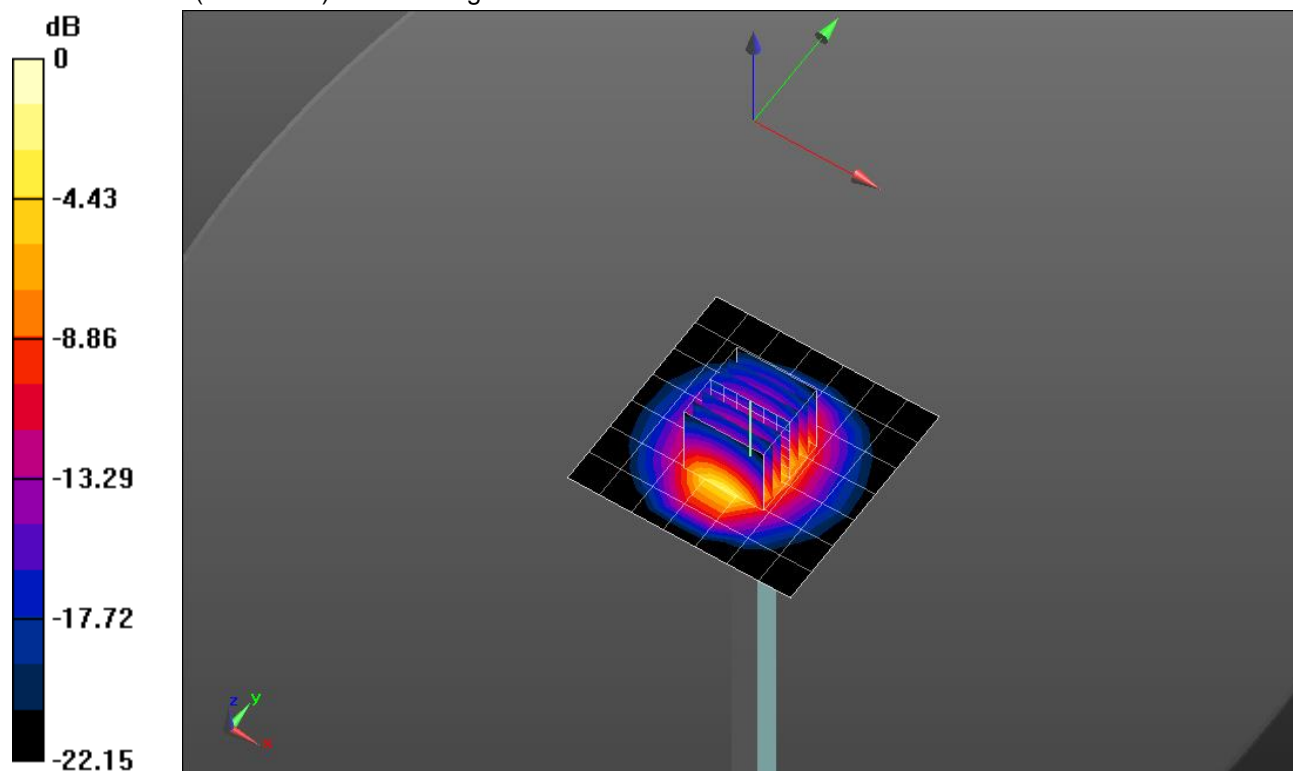
Reference Value = 61.43 V/m; Power Drift = -0.12 dB

Peak SAR (extrapolated) = 11.0 W/kg

SAR(1 g) = 5.32 W/kg; SAR(10 g) = 2.44 W/kg

[Info: Interpolated medium parameters used for SAR evaluation.](#)

Maximum value of SAR (measured) = 7.60 W/kg



0 dB = 7.60 W/kg = 8.81 dBW/kg

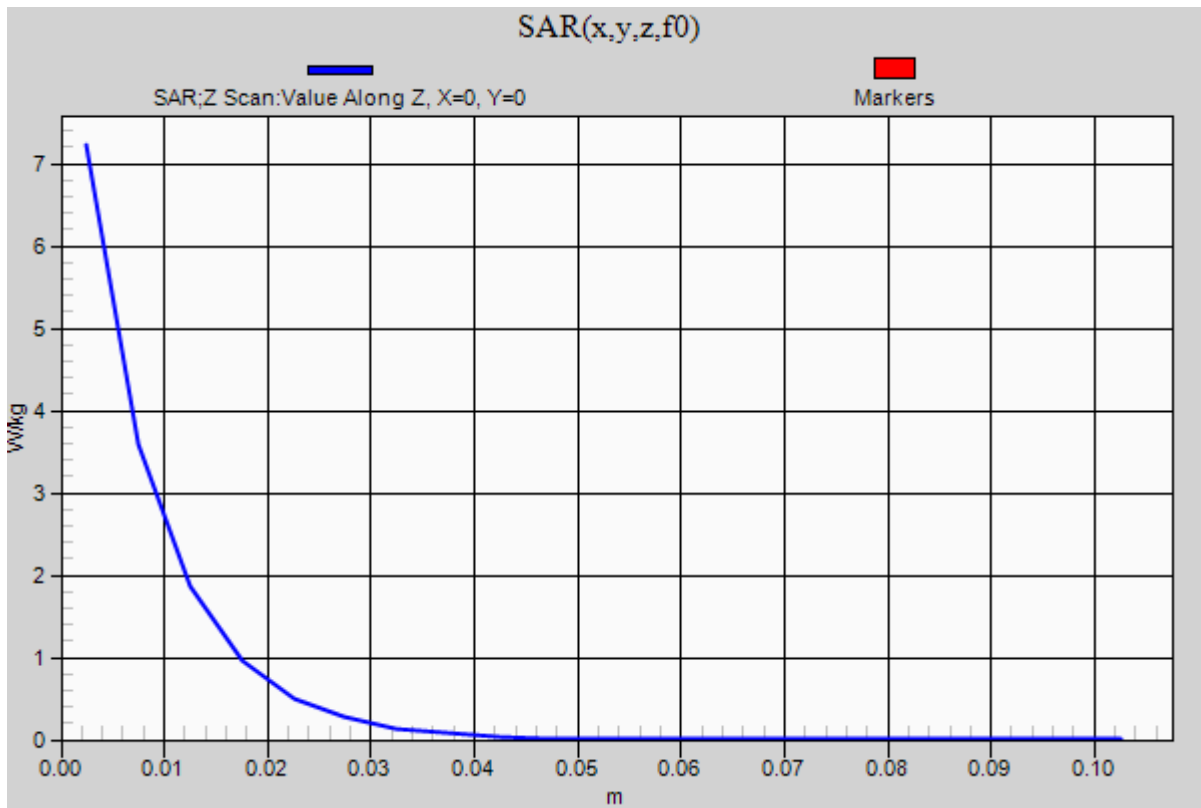
20180618_SystemPerformanceCheck-D2450V2 SN 748

Frequency: 2450 MHz; Duty Cycle: 1:1

Body/Pin=100 mW/Z Scan (1x1x21): Measurement grid: dx=20mm, dy=20mm, dz=5mm

Info: [Interpolated medium parameters used for SAR evaluation.](#)

Maximum value of SAR (measured) = 7.23 W/kg



20180610_SystemPerformanceCheck-D5GHzV2 SN 1003

Frequency: 5250 MHz; Duty Cycle: 1:1; Room Ambient Temperature: 24.0°C; Liquid Temperature: 23.0°C
 Medium parameters used (interpolated): $f = 5250$ MHz; $\sigma = 5.197$ S/m; $\epsilon_r = 51.125$; $\rho = 1000$ kg/m³

DASY5 Configuration:

- Area Scan Setting: Find Secondary Maximum Within: 2.0 dB and with a peak SAR value greater than 0.0012W/kg
- Electronics: DAE4 Sn1377; Calibrated: 10/11/2017
- Probe: EX3DV4 - SN3929; ConvF(4.43, 4.43, 4.43); Calibrated: 3/16/2018, ConvF(4.43, 4.43, 4.43); Calibrated: 3/16/2018;
- Sensor-Surface: 1.4mm (Mechanical Surface Detection)
- Phantom: ELI V5.0 Slot 6/7; Type: QD OVA 002 Ax; Serial: 1163

Body/5.25 GHz, Pin=100mW/Area Scan (7x7x1): Measurement grid: dx=10mm, dy=10mm

[Info: Interpolated medium parameters used for SAR evaluation.](#)

Maximum value of SAR (measured) = 17.0 W/kg

Body/5.25 GHz, Pin=100mW/Zoom Scan (8x8x7)/Cube 0: Measurement grid: dx=4mm, dy=4mm, dz=1.4mm

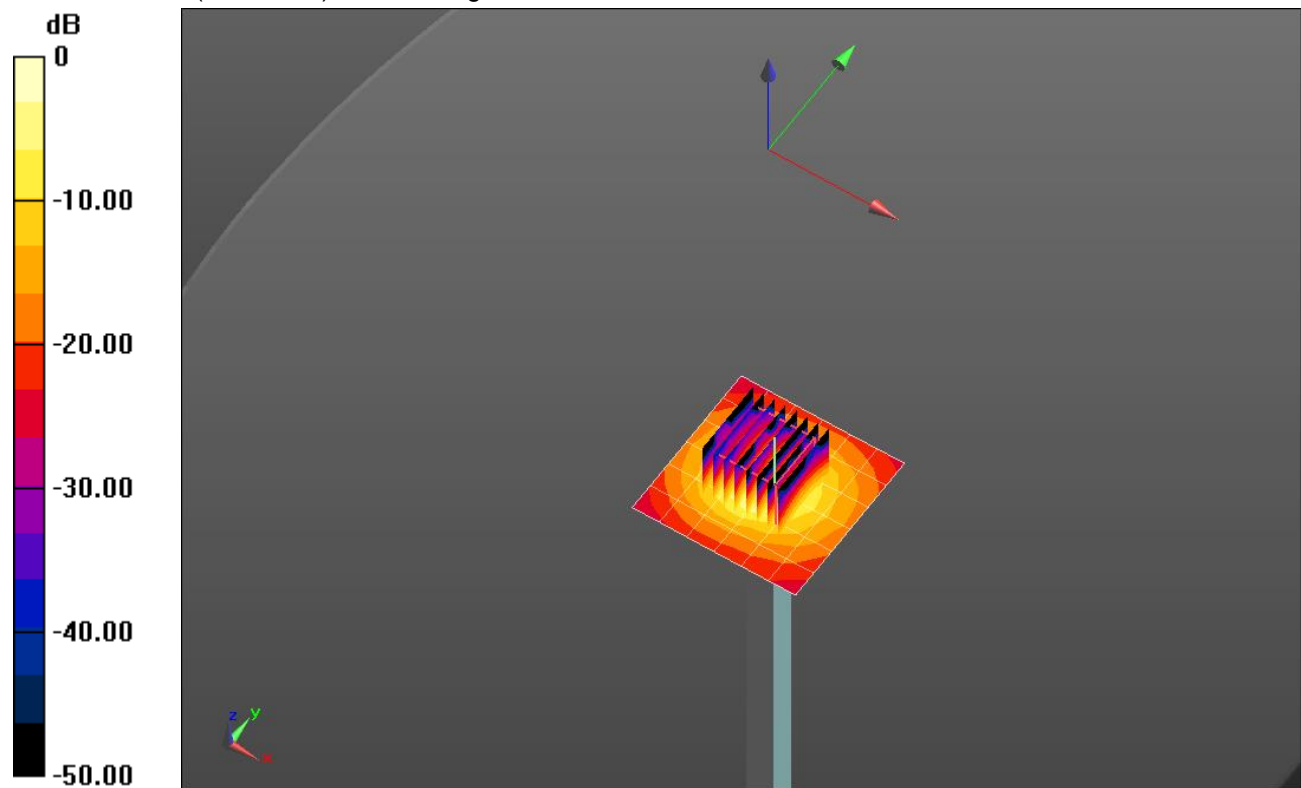
Reference Value = 51.00 V/m; Power Drift = -0.03 dB

Peak SAR (extrapolated) = 27.6 W/kg

SAR(1 g) = 6.71 W/kg; SAR(10 g) = 1.92 W/kg

[Info: Interpolated medium parameters used for SAR evaluation.](#)

Maximum value of SAR (measured) = 15.6 W/kg



0 dB = 15.6 W/kg = 11.93 dBW/kg

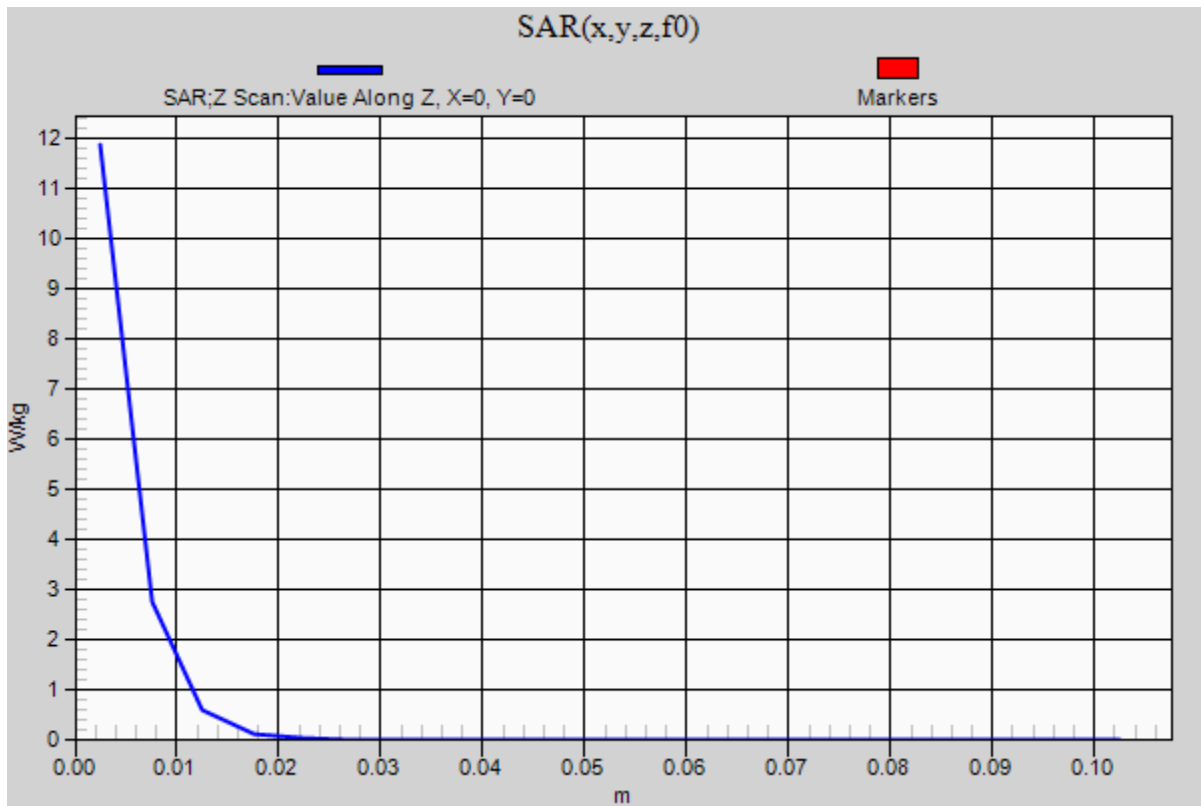
20180610_SystemPerformanceCheck-D5GHzV2 SN 1003

Frequency: 5250 MHz; Duty Cycle: 1:1

Body/5.25 GHz, Pin=100mW/Z Scan (1x1x21): Measurement grid: dx=20mm, dy=20mm, dz=5mm

Info: [Interpolated medium parameters used for SAR evaluation.](#)

Maximum value of SAR (measured) = 11.9 W/kg



20180615_SystemPerformanceCheck-D2450V2 SN 899

Frequency: 2450 MHz; Duty Cycle: 1:1; Room Ambient Temperature: 24.0°C; Liquid Temperature: 23.0°C
 Medium parameters used (interpolated): $f = 2450$ MHz; $\sigma = 1.827$ S/m; $\epsilon_r = 38.534$; $\rho = 1000$ kg/m³

DASY5 Configuration:

- Area Scan Setting: Find Secondary Maximum Within: 2.0 dB and with a peak SAR value greater than 0.0012W/kg
- Electronics: DAE4 Sn1359; Calibrated: 2/9/2018
- Probe: EX3DV4 - SN3773; ConvF(6.85, 6.85, 6.85); Calibrated: 4/23/2018, ConvF(6.85, 6.85, 6.85); Calibrated: 4/23/2018;
- Sensor-Surface: 2.5mm (Mechanical Surface Detection)
- Phantom: Twin-SAM V5.0 (30deg probe tilt); Type: QD 000 P40 CD; Serial: 1740

Head/Pin=100 mW/Area Scan (8x8x1): Measurement grid: dx=12mm, dy=12mm

[Info: Interpolated medium parameters used for SAR evaluation.](#)

Maximum value of SAR (measured) = 6.19 W/kg

Head/Pin=100 mW/Zoom Scan (7x7x7)/Cube 0: Measurement grid: dx=5mm, dy=5mm, dz=5mm

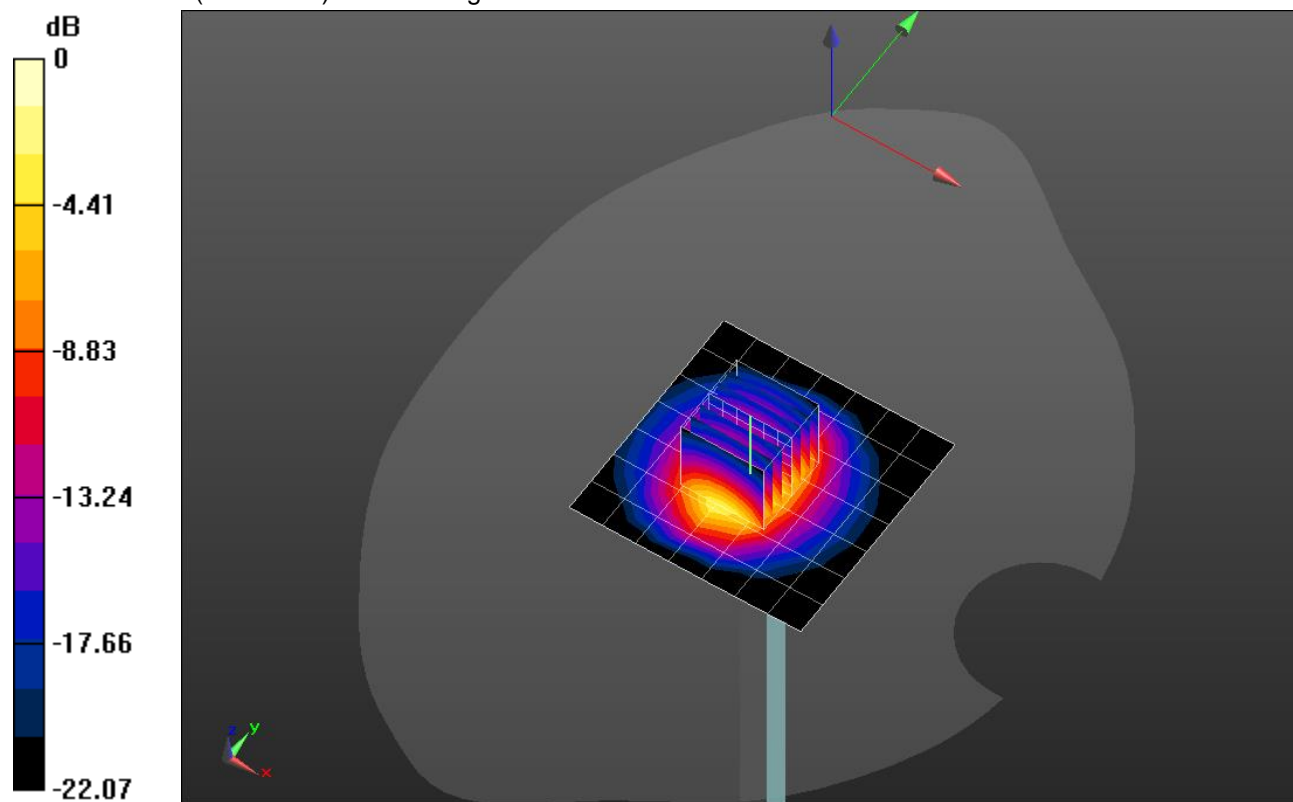
Reference Value = 57.83 V/m; Power Drift = 0.10 dB

Peak SAR (extrapolated) = 9.86 W/kg

SAR(1 g) = 4.75 W/kg; SAR(10 g) = 2.21 W/kg

[Info: Interpolated medium parameters used for SAR evaluation.](#)

Maximum value of SAR (measured) = 6.78 W/kg



0 dB = 6.78 W/kg = 8.31 dBW/kg

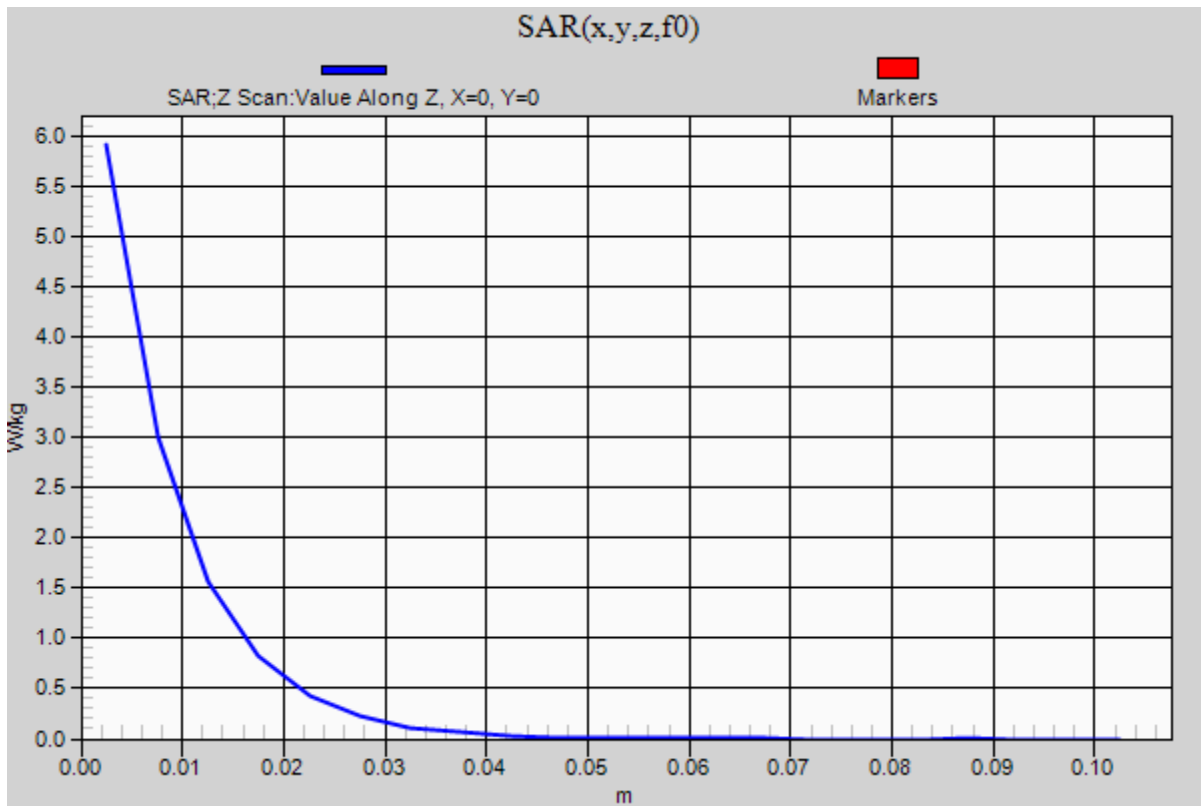
20180615_SystemPerformanceCheck-D2450V2 SN 899

Frequency: 2450 MHz; Duty Cycle: 1:1

Head/Pin=100 mW/Z Scan (1x1x21): Measurement grid: dx=20mm, dy=20mm, dz=5mm

Info: [Interpolated medium parameters used for SAR evaluation.](#)

Maximum value of SAR (measured) = 5.91 W/kg



20180621_SystemPerformanceCheck-D2450V2 SN 748

Frequency: 2450 MHz; Duty Cycle: 1:1; Room Ambient Temperature: 24.0°C; Liquid Temperature: 23.0°C
 Medium parameters used (interpolated): $f = 2450$ MHz; $\sigma = 2.024$ S/m; $\epsilon_r = 50.236$; $\rho = 1000$ kg/m³

DASY5 Configuration:

- Area Scan Setting: Find Secondary Maximum Within: 2.0 dB and with a peak SAR value greater than 0.0012W/kg
- Electronics: DAE4 Sn1359; Calibrated: 2/9/2018
- Probe: EX3DV4 - SN3773; ConvF(6.8, 6.8, 6.8); Calibrated: 4/23/2018, ConvF(6.8, 6.8, 6.8); Calibrated: 4/23/2018;
- Sensor-Surface: 2.5mm (Mechanical Surface Detection)
- Phantom: ELI V5.0 Slot 1/2; Type: QD OVA 002 Ax; Serial: 1119

Body/Pin=100 mW/Area Scan (8x8x1): Measurement grid: dx=12mm, dy=12mm

[Info: Interpolated medium parameters used for SAR evaluation.](#)

Maximum value of SAR (measured) = 5.41 W/kg

Body/Pin=100 mW/Zoom Scan (7x7x7)/Cube 0: Measurement grid: dx=5mm, dy=5mm, dz=5mm

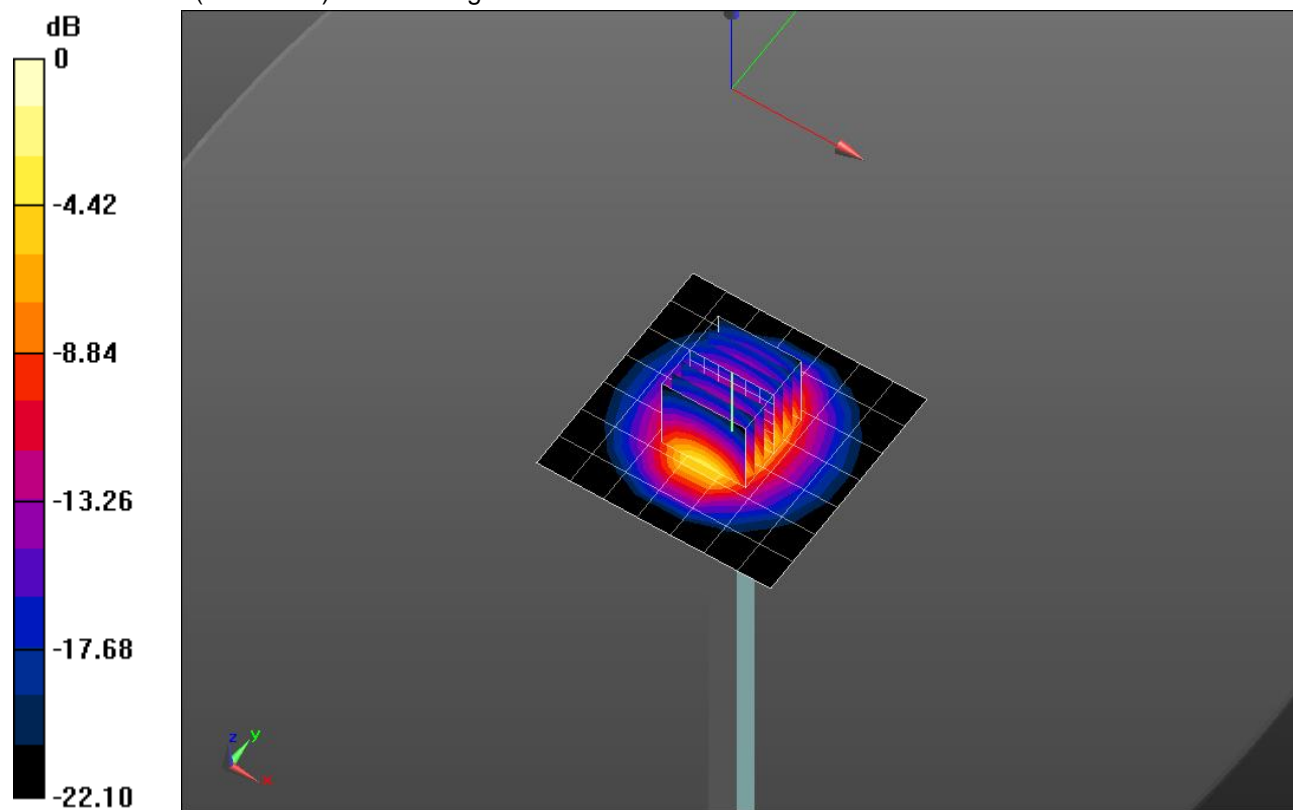
Reference Value = 64.12 V/m; Power Drift = -0.12 dB

Peak SAR (extrapolated) = 11.5 W/kg

SAR(1 g) = 5.56 W/kg; SAR(10 g) = 2.56 W/kg

[Info: Interpolated medium parameters used for SAR evaluation.](#)

Maximum value of SAR (measured) = 7.93 W/kg



0 dB = 7.93 W/kg = 8.99 dBW/kg

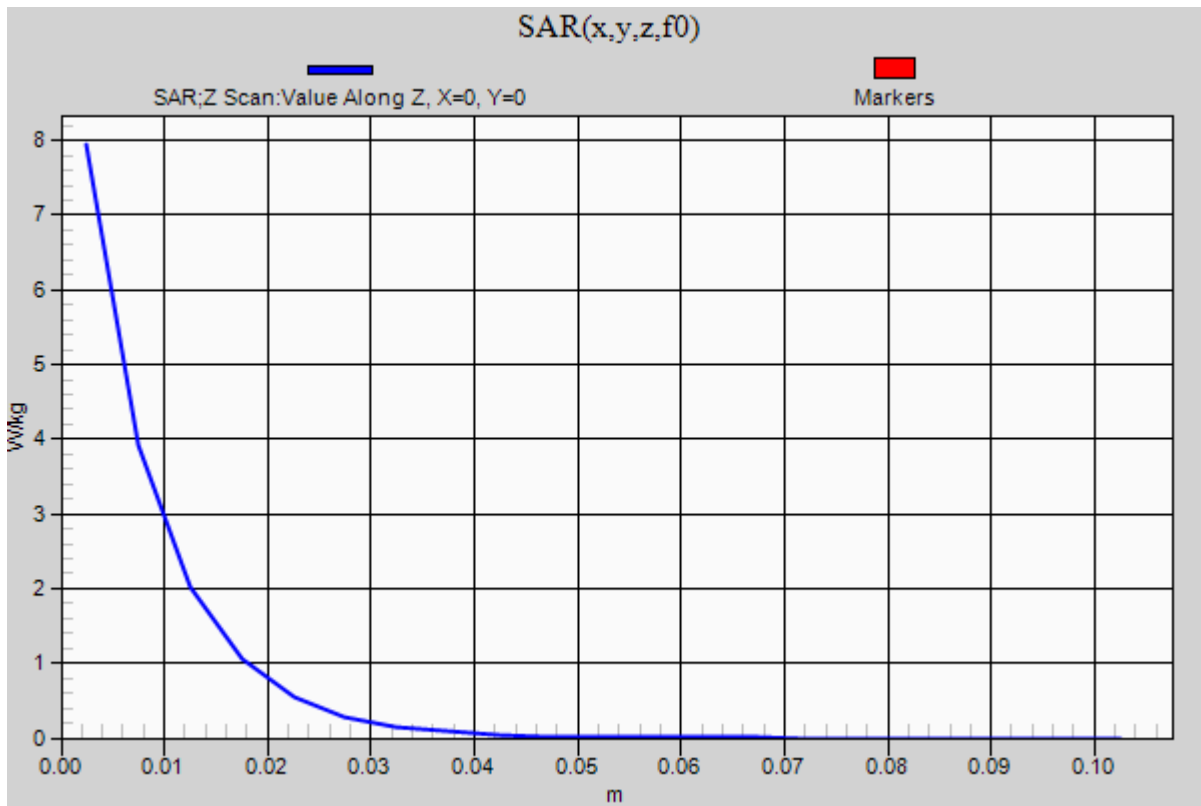
20180621_SystemPerformanceCheck-D2450V2 SN 748

Frequency: 2450 MHz; Duty Cycle: 1:1

Body/Pin=100 mW/Z Scan (1x1x21): Measurement grid: dx=20mm, dy=20mm, dz=5mm

Info: [Interpolated medium parameters used for SAR evaluation.](#)

Maximum value of SAR (measured) = 7.94 W/kg



20180622_SystemPerformanceCheck-D2600V2 SN 1036

Frequency: 2600 MHz; Duty Cycle: 1:1; Room Ambient Temperature: 24.0°C; Liquid Temperature: 23.0°C

Medium parameters used: $f = 2600$ MHz; $\sigma = 2.018$ S/m; $\epsilon_r = 37.843$; $\rho = 1000$ kg/m³

DASY5 Configuration:

- Area Scan Setting: Find Secondary Maximum Within: 2.0 dB and with a peak SAR value greater than 0.0012W/kg
- Electronics: DAE4 Sn1359; Calibrated: 2/9/2018
- Probe: EX3DV4 - SN3773; ConvF(6.65, 6.65, 6.65); Calibrated: 4/23/2018, ConvF(6.65, 6.65, 6.65); Calibrated: 4/23/2018;
- Sensor-Surface: 2.5mm (Mechanical Surface Detection)
- Phantom: Twin-SAM V5.0 (30deg probe tilt); Type: QD 000 P40 CD; Serial: 1740

Head/Pin=100 mW/Area Scan (8x8x1): Measurement grid: dx=12mm, dy=12mm

Maximum value of SAR (measured) = 6.31 W/kg

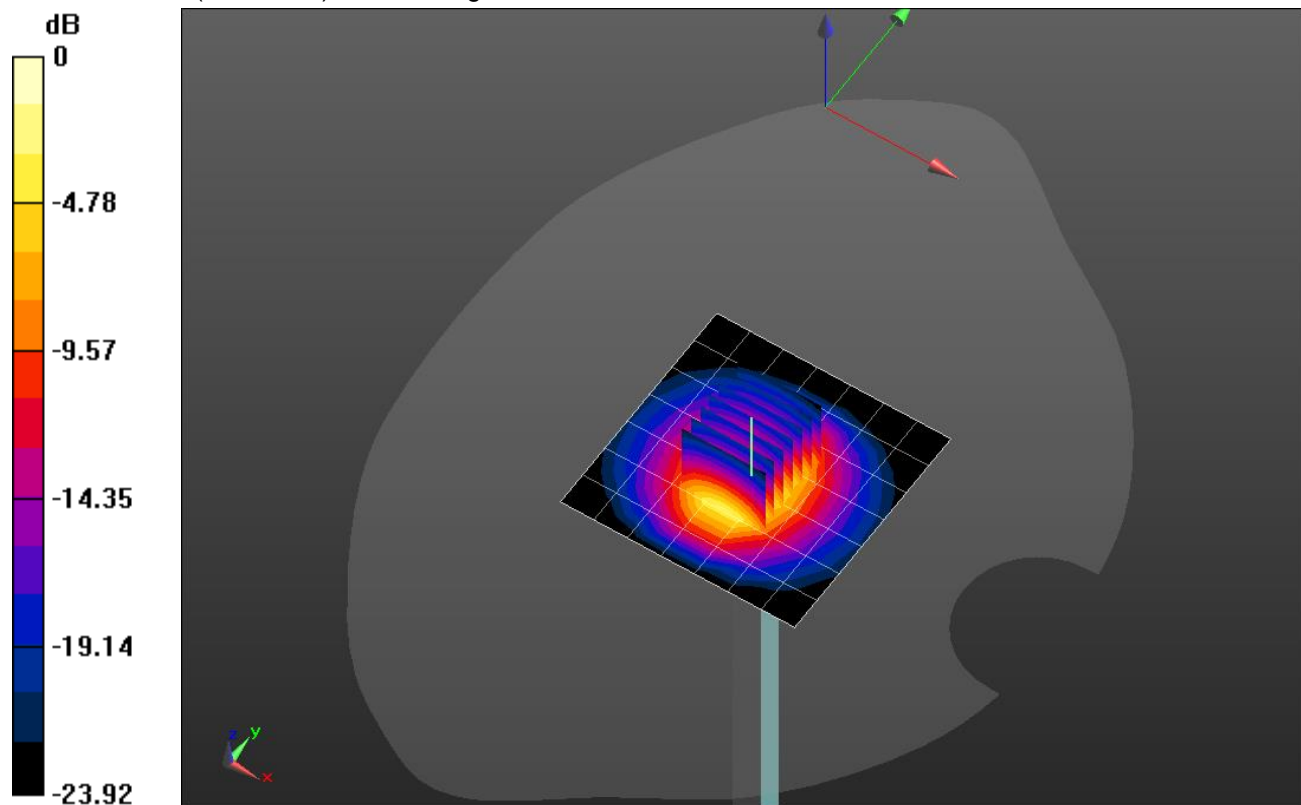
Head/Pin=100 mW/Zoom Scan (7x7x7)/Cube 0: Measurement grid: dx=5mm, dy=5mm, dz=5mm

Reference Value = 64.17 V/m; Power Drift = -0.02 dB

Peak SAR (extrapolated) = 12.8 W/kg

SAR(1 g) = 5.89 W/kg; SAR(10 g) = 2.63 W/kg

Maximum value of SAR (measured) = 8.48 W/kg

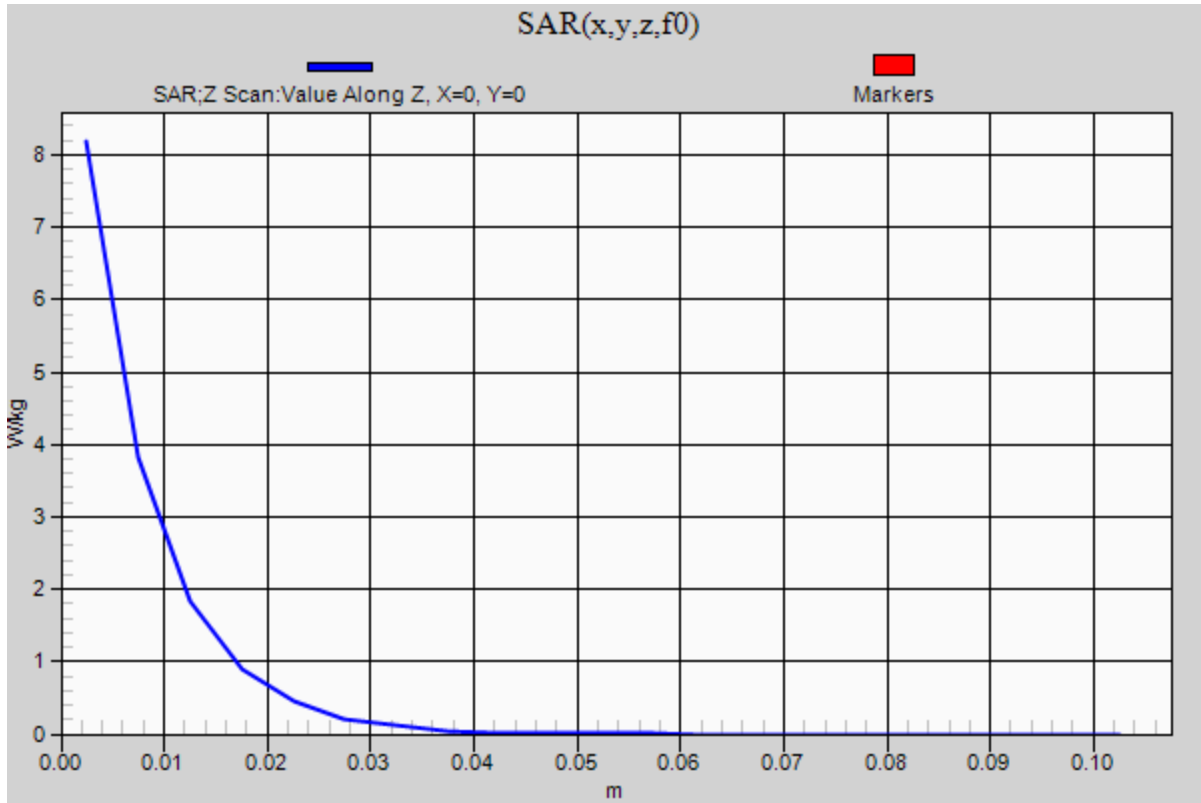


0 dB = 8.48 W/kg = 9.28 dBW/kg

20180622_SystemPerformanceCheck-D2600V2 SN 1036

Frequency: 2600 MHz; Duty Cycle: 1:1

Head/Pin=100 mW/Z Scan (1x1x21): Measurement grid: dx=20mm, dy=20mm, dz=5mm
Maximum value of SAR (measured) = 8.18 W/kg



20180626_SystemPerformanceCheck-D2600V2 SN 1006

Frequency: 2600 MHz; Duty Cycle: 1:1; Room Ambient Temperature: 24.0°C; Liquid Temperature: 23.0°C
Medium parameters used: $f = 2600$ MHz; $\sigma = 2.183$ S/m; $\epsilon_r = 51.081$; $\rho = 1000$ kg/m³

DASY5 Configuration:

- Area Scan Setting: Find Secondary Maximum Within: 2.0 dB and with a peak SAR value greater than 0.0012W/kg
- Electronics: DAE4 Sn1359; Calibrated: 2/9/2018
- Probe: EX3DV4 - SN3773; ConvF(6.74, 6.74, 6.74); Calibrated: 4/23/2018, ConvF(6.74, 6.74, 6.74); Calibrated: 4/23/2018;
- Sensor-Surface: 2.5mm (Mechanical Surface Detection)
- Phantom: ELI V5.0 Slot 1/2; Type: QD OVA 002 Ax; Serial: 1119

Body/Pin=100 mW/Area Scan (8x8x1): Measurement grid: dx=12mm, dy=12mm

Maximum value of SAR (measured) = 6.78 W/kg


Body/Pin=100 mW/Zoom Scan (7x7x7)/Cube 0: Measurement grid: dx=5mm, dy=5mm, dz=5mm

Reference Value = 67.10 V/m; Power Drift = -0.19 dB

Peak SAR (extrapolated) = 12.4 W/kg

SAR(1 g) = 5.78 W/kg; SAR(10 g) = 2.55 W/kg

Maximum value of SAR (measured) = 8.39 W/kg



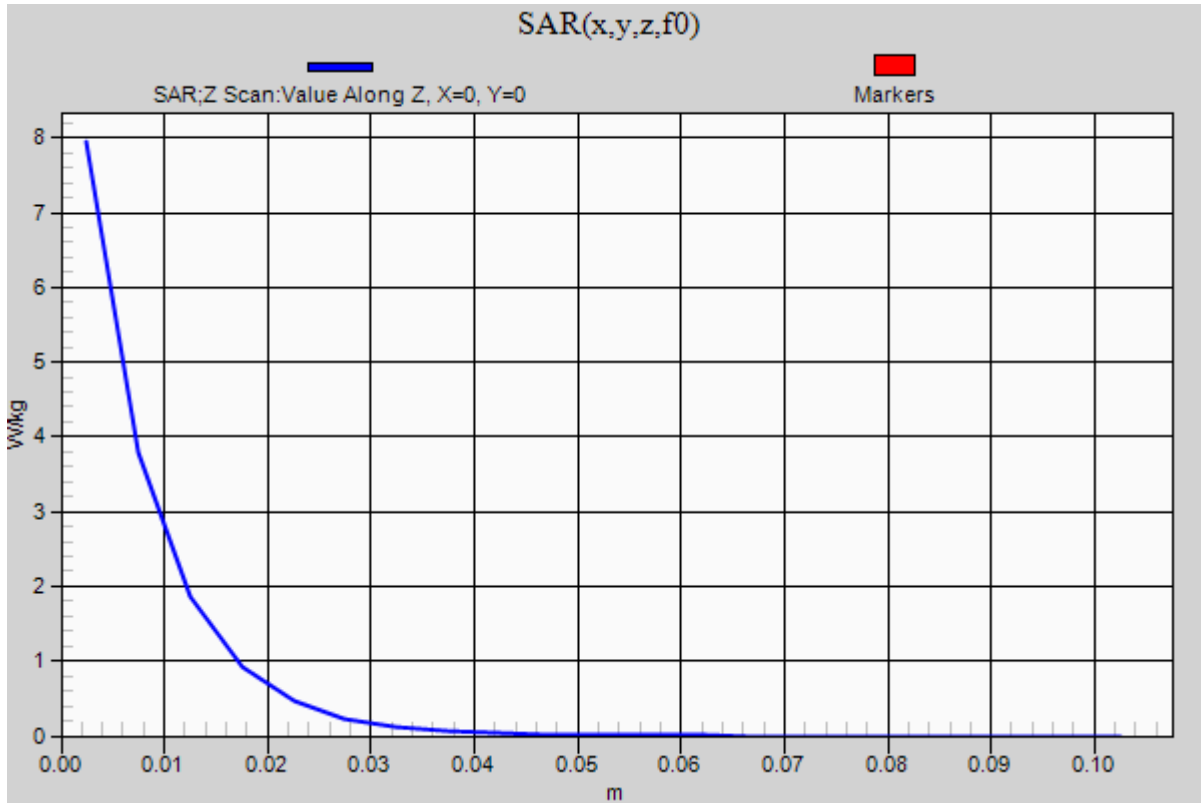
0 dB = 8.39 W/kg = 9.24 dBW/kg

20180626_SystemPerformanceCheck-D2600V2 SN 1006

Frequency: 2600 MHz; Duty Cycle: 1:1

Body/Pin=100 mW/Z Scan (1x1x21): Measurement grid: dx=20mm, dy=20mm, dz=5mm

Maximum value of SAR (measured) = 7.95 W/kg



20180608_SystemPerformanceCheck-D5GHzV2 SN 1003

Frequency: 5600 MHz; Duty Cycle: 1:1; Room Ambient Temperature: 24.0°C; Liquid Temperature: 23.0°C
 Medium parameters used: $f = 5600 \text{ MHz}$; $\sigma = 5.287 \text{ S/m}$; $\epsilon_r = 34.578$; $\rho = 1000 \text{ kg/m}^3$

DASY5 Configuration:

- Area Scan Setting: Find Secondary Maximum Within: 2.0 dB and with a peak SAR value greater than 0.0012W/kg
- Electronics: DAE4 Sn1257; Calibrated: 10/11/2017
- Probe: EX3DV4 - SN7483; ConvF(5.05, 5.05, 5.05); Calibrated: 12/12/2017;
- Sensor-Surface: 1.4mm (Mechanical Surface Detection)
- Phantom: Twin-SAM V5.0 (30deg probe tilt); Type: QD 000 P40 CD; Serial: 1740

Head/5.6 GHz, Pin=100mW/Area Scan (7x7x1): Measurement grid: dx=10mm, dy=10mm
 Maximum value of SAR (measured) = 19.8 W/kg

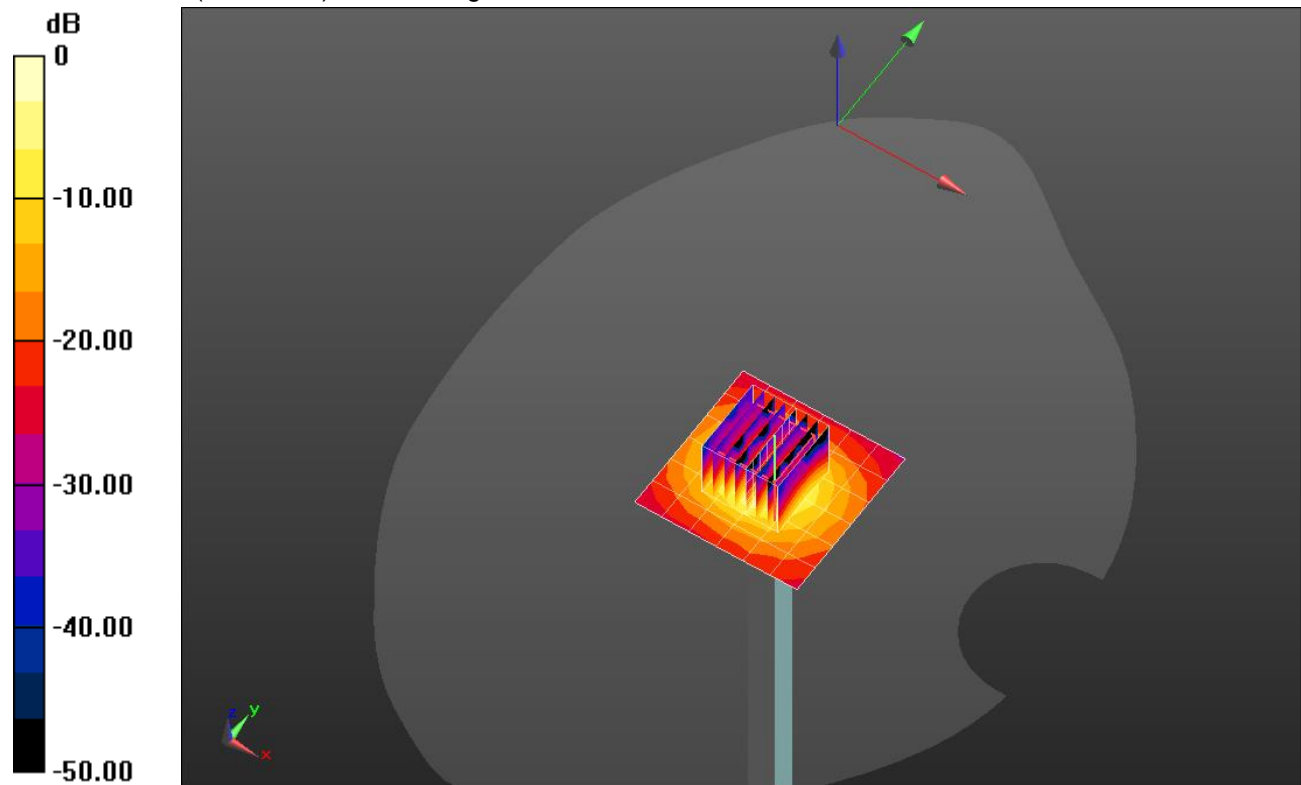
Head/5.6 GHz, Pin=100mW/Zoom Scan (8x8x7)/Cube 0: Measurement grid: dx=4mm, dy=4mm, dz=1.4mm

Reference Value = 54.010 V/m; Power Drift = -0.08 dB

Peak SAR (extrapolated) = 33.7 W/kg

SAR(1 g) = 7.7 W/kg; SAR(10 g) = 2.17 W/kg

Maximum value of SAR (measured) = 18.5 W/kg

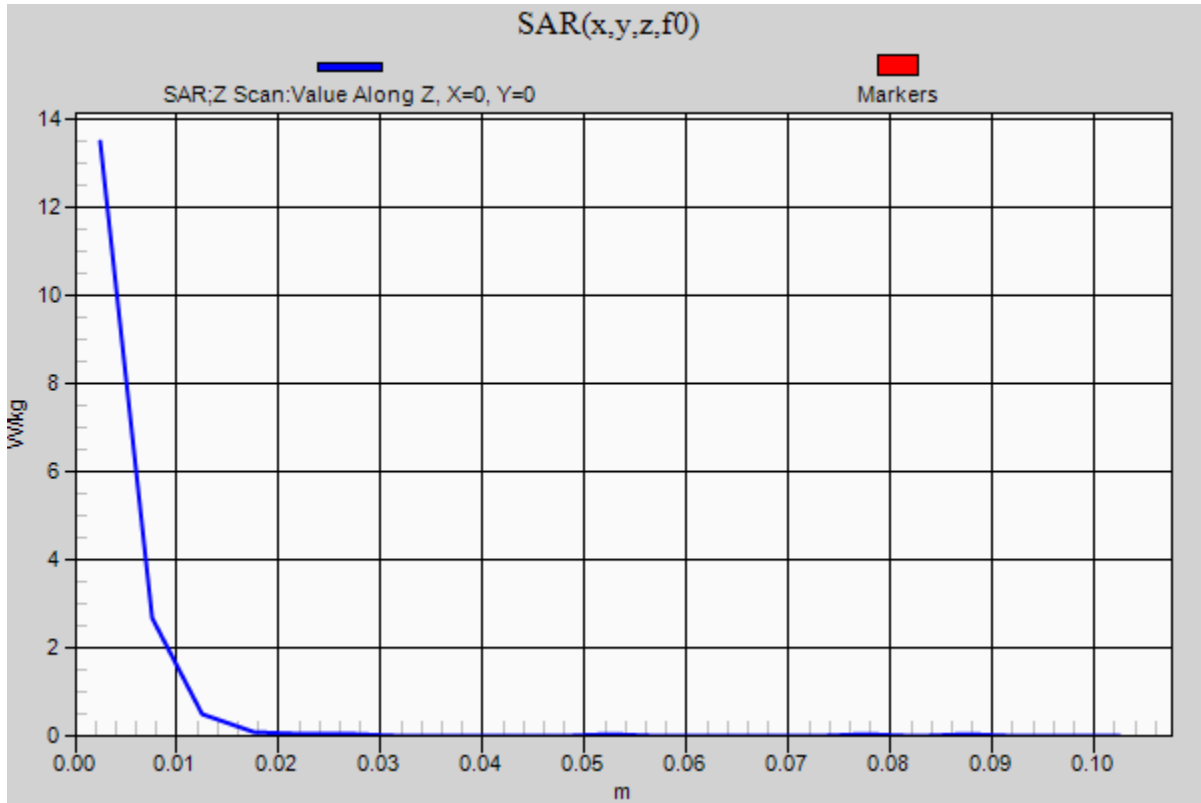


0 dB = 18.5 W/kg = 12.67 dBW/kg

20180608_SystemPerformanceCheck-D5GHzV2 SN 1003

Frequency: 5600 MHz; Duty Cycle: 1:1

Head/5.6 GHz, Pin=100mW/Z Scan (1x1x21): Measurement grid: dx=20mm, dy=20mm, dz=5mm
Maximum value of SAR (measured) = 13.5 W/kg



20180607_SystemPerformanceCheck-D750V3 SN 1071

Frequency: 750 MHz; Duty Cycle: 1:1; Room Ambient Temperature: 24.0°C; Liquid Temperature: 23.0°C
 Medium parameters used: $f = 750 \text{ MHz}$; $\sigma = 0.978 \text{ S/m}$; $\epsilon_r = 57.492$; $\rho = 1000 \text{ kg/m}^3$

DASY5 Configuration:

- Area Scan Setting: Find Secondary Maximum Within: 2.0 dB and with a peak SAR value greater than 0.0012W/kg
- Electronics: DAE4 Sn1544; Calibrated: 4/12/2018
- Probe: EX3DV4 - SN7448; ConvF(10.32, 10.32, 10.32) @ 750 MHz; Calibrated: 4/16/2018
- Sensor-Surface: 2.5mm (Mechanical Surface Detection)
- Phantom: ELI V8.0 (20deg probe tilt) Back; Type: QD OVA 004 AA; Serial: 2080

Body/Pin=100 mW/Area Scan (7x7x1): Measurement grid: dx=15mm, dy=15mm

Maximum value of SAR (measured) = 1.08 W/kg

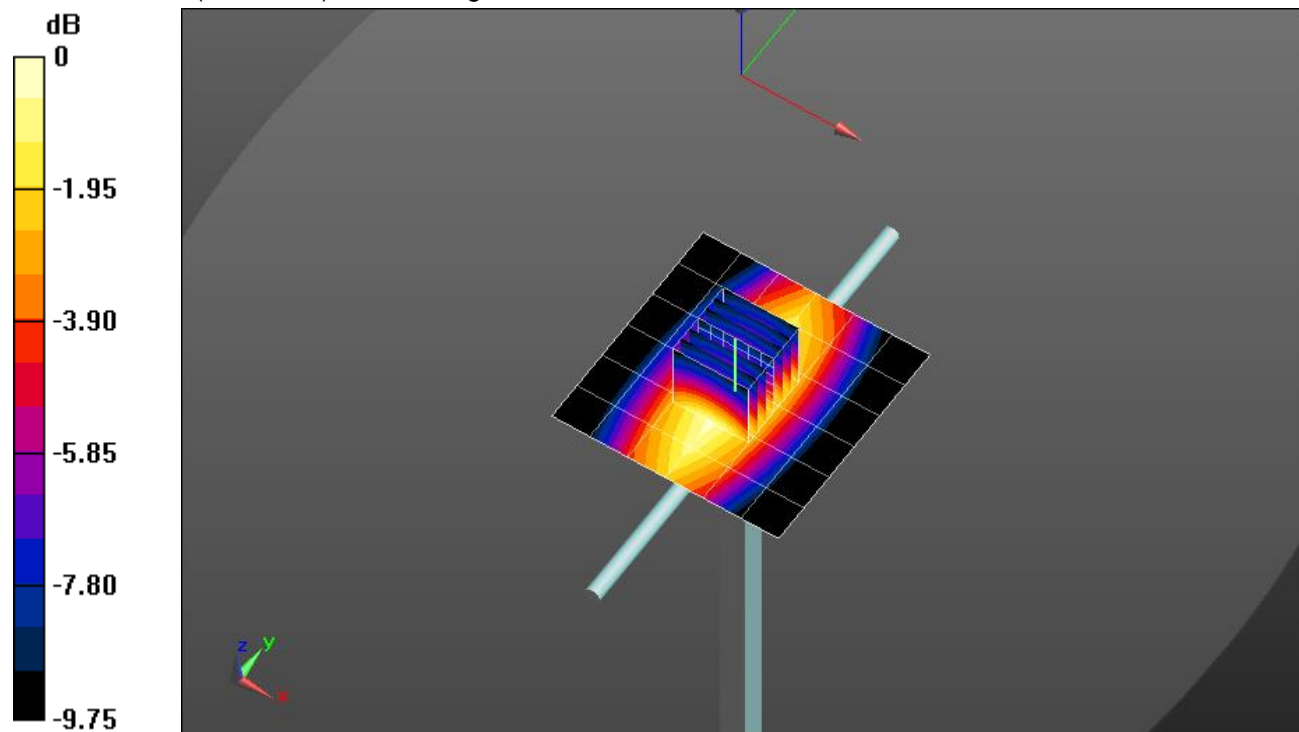
Body/Pin=100 mW/Zoom Scan (7x7x7)/Cube 0: Measurement grid: dx=5mm, dy=5mm, dz=5mm

Reference Value = 33.78 V/m; Power Drift = -0.01 dB

Peak SAR (extrapolated) = 1.32 W/kg

SAR(1 g) = 0.905 W/kg; SAR(10 g) = 0.605 W/kg

Maximum value of SAR (measured) = 1.10 W/kg

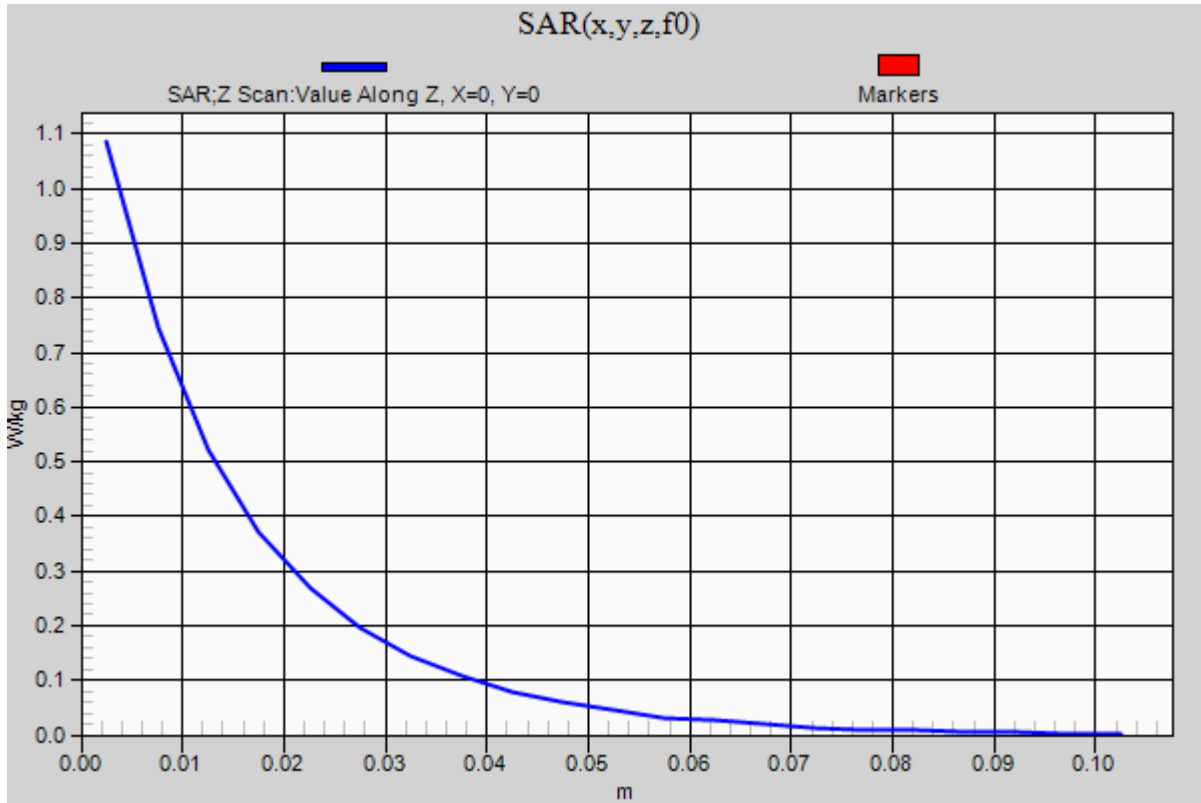


0 dB = 1.10 W/kg = 0.41 dBW/kg

20180607_SystemPerformanceCheck-D750V3 SN 1071

Frequency: 750 MHz; Duty Cycle: 1:1

Body/Pin=100 mW/Z Scan (1x1x21): Measurement grid: dx=20mm, dy=20mm, dz=5mm
Maximum value of SAR (measured) = 1.09 W/kg



20180609_SystemPerformanceCheck-D835V2 SN 4d142

Frequency: 835 MHz; Duty Cycle: 1:1; Room Ambient Temperature: 24.0°C; Liquid Temperature: 23.0°C
 Medium parameters used: $f = 835 \text{ MHz}$; $\sigma = 1.003 \text{ S/m}$; $\epsilon_r = 53.712$; $\rho = 1000 \text{ kg/m}^3$

DASY5 Configuration:

- Area Scan Setting: Find Secondary Maximum Within: 2.0 dB and with a peak SAR value greater than 0.0012W/kg
- Electronics: DAE4 Sn1544; Calibrated: 4/12/2018
- Probe: EX3DV4 - SN7448; ConvF(9.8, 9.8, 9.8) @ 835 MHz; Calibrated: 4/16/2018
- Sensor-Surface: 2.5mm (Mechanical Surface Detection)
- Phantom: ELI V8.0 (20deg probe tilt) Front; Type: QD OVA 004 AA; Serial: 2079

Body/Pin=100 mW/Area Scan (7x7x1): Measurement grid: dx=15mm, dy=15mm

Maximum value of SAR (measured) = 1.26 W/kg

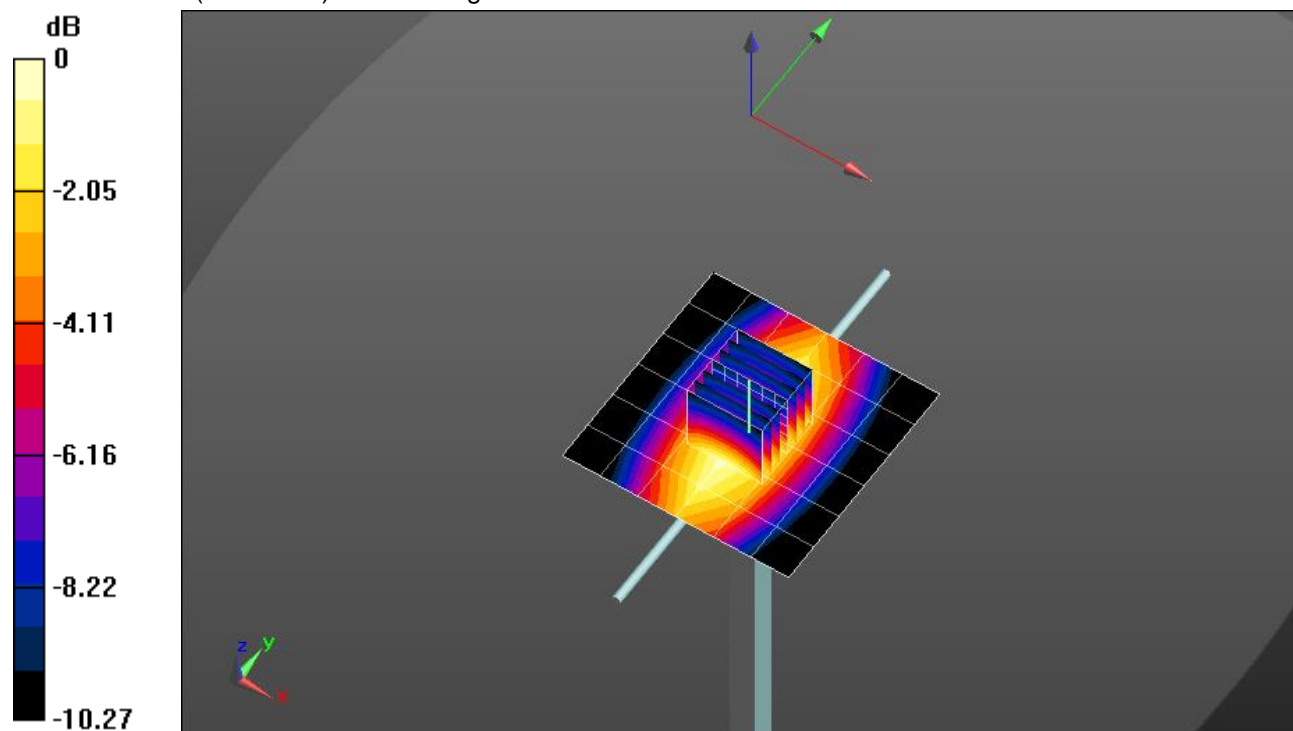
Body/Pin=100 mW/Zoom Scan (7x7x7)/Cube 0: Measurement grid: dx=5mm, dy=5mm, dz=5mm

Reference Value = 35.97 V/m; Power Drift = -0.04 dB

Peak SAR (extrapolated) = 1.54 W/kg

SAR(1 g) = 1.03 W/kg; SAR(10 g) = 0.678 W/kg

Maximum value of SAR (measured) = 1.26 W/kg

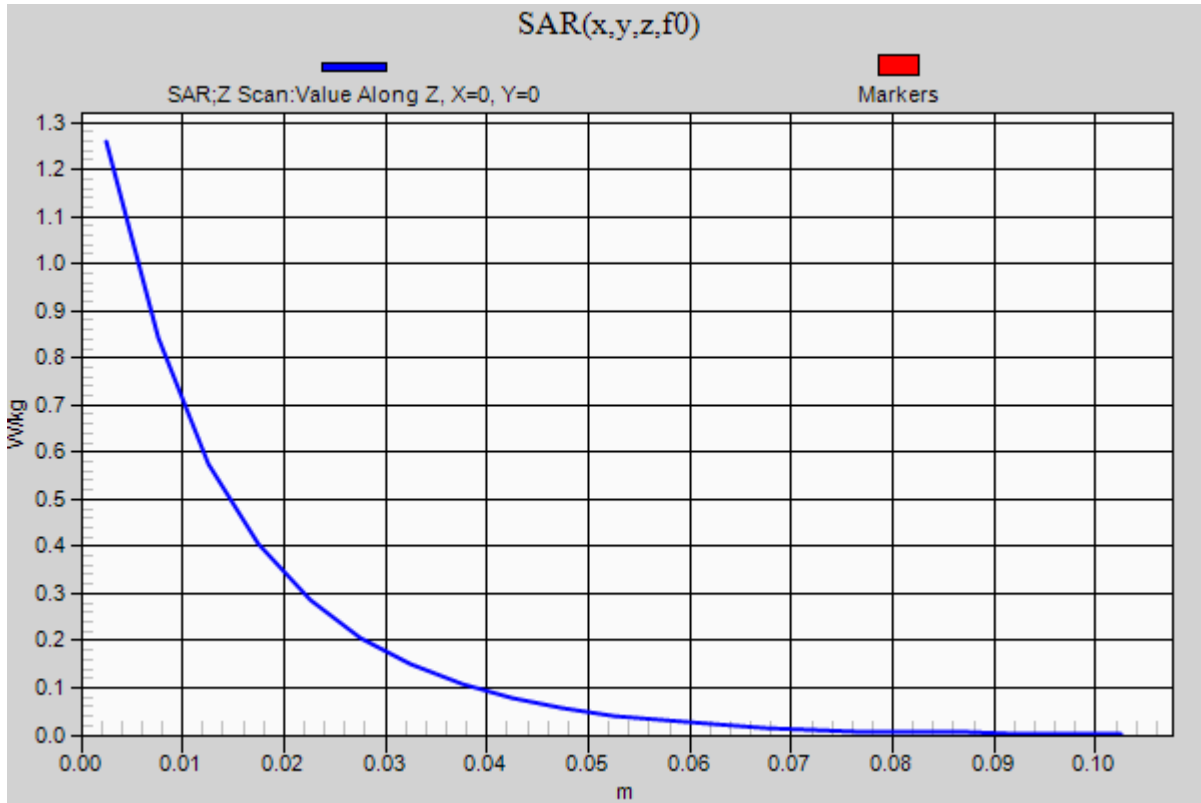


0 dB = 1.26 W/kg = 1.00 dBW/kg

20180609_SystemPerformanceCheck-D835V2 SN 4d142

Frequency: 835 MHz; Duty Cycle: 1:1

Body/Pin=100 mW/Z Scan (1x1x21): Measurement grid: dx=20mm, dy=20mm, dz=5mm
Maximum value of SAR (measured) = 1.26 W/kg



20180611_SystemPerformanceCheck-D835V2 SN 4d002

Frequency: 835 MHz; Duty Cycle: 1:1; Room Ambient Temperature: 24.0°C; Liquid Temperature: 23.0°C
 Medium parameters used: $f = 835 \text{ MHz}$; $\sigma = 0.899 \text{ S/m}$; $\epsilon_r = 41.17$; $\rho = 1000 \text{ kg/m}^3$

DASY5 Configuration:

- Area Scan Setting: Find Secondary Maximum Within: 2.0 dB and with a peak SAR value greater than 0.0012W/kg
- Electronics: DAE4 Sn1544; Calibrated: 4/12/2018
- Probe: EX3DV4 - SN7448; ConvF(9.94, 9.94, 9.94) @ 835 MHz; Calibrated: 4/16/2018
- Sensor-Surface: 2.5mm (Mechanical Surface Detection)
- Phantom: Twin-SAM V8.0 (20deg probe tilt); Type: QD 000 P41 AA; Serial: 1948

Head/Pin=100 mW/Area Scan (7x7x1): Measurement grid: dx=15mm, dy=15mm

Maximum value of SAR (measured) = 1.19 W/kg

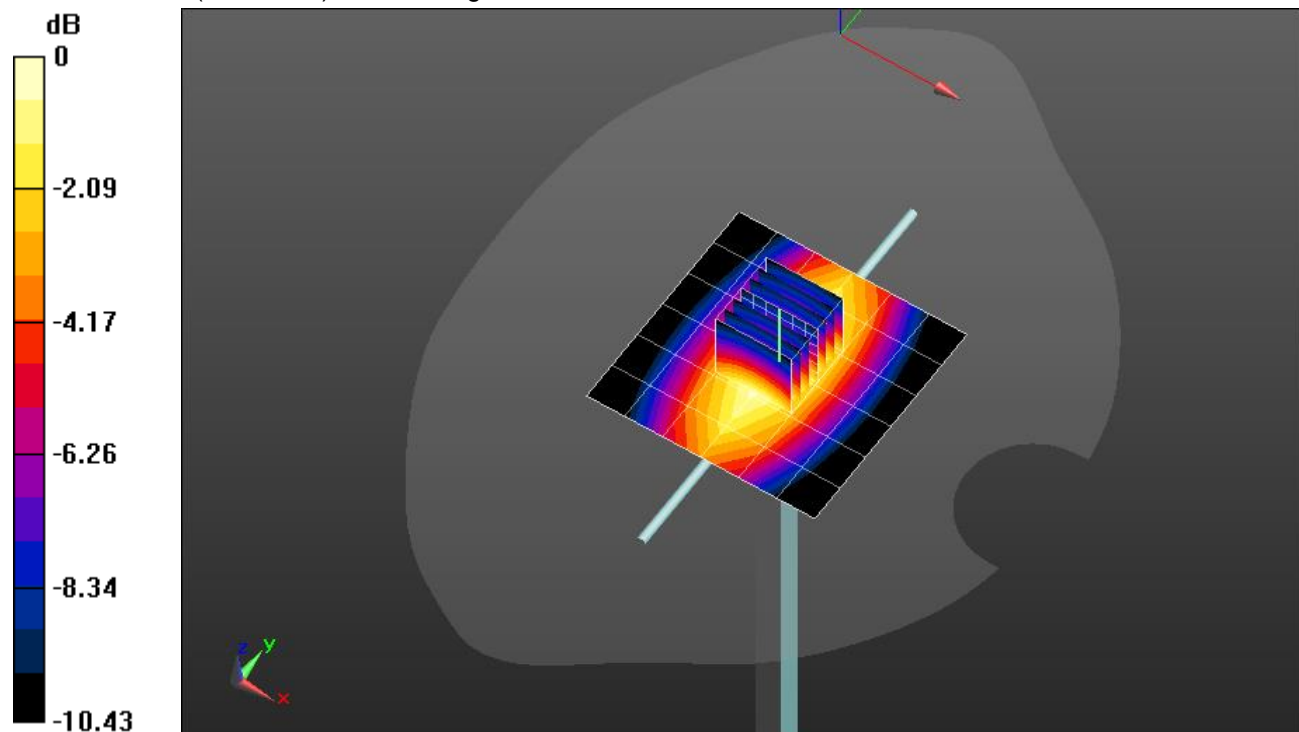
Head/Pin=100 mW/Zoom Scan (7x7x7)/Cube 0: Measurement grid: dx=5mm, dy=5mm, dz=5mm

Reference Value = 36.74 V/m; Power Drift = -0.00 dB

Peak SAR (extrapolated) = 1.49 W/kg

SAR(1 g) = 0.982 W/kg; SAR(10 g) = 0.644 W/kg

Maximum value of SAR (measured) = 1.20 W/kg



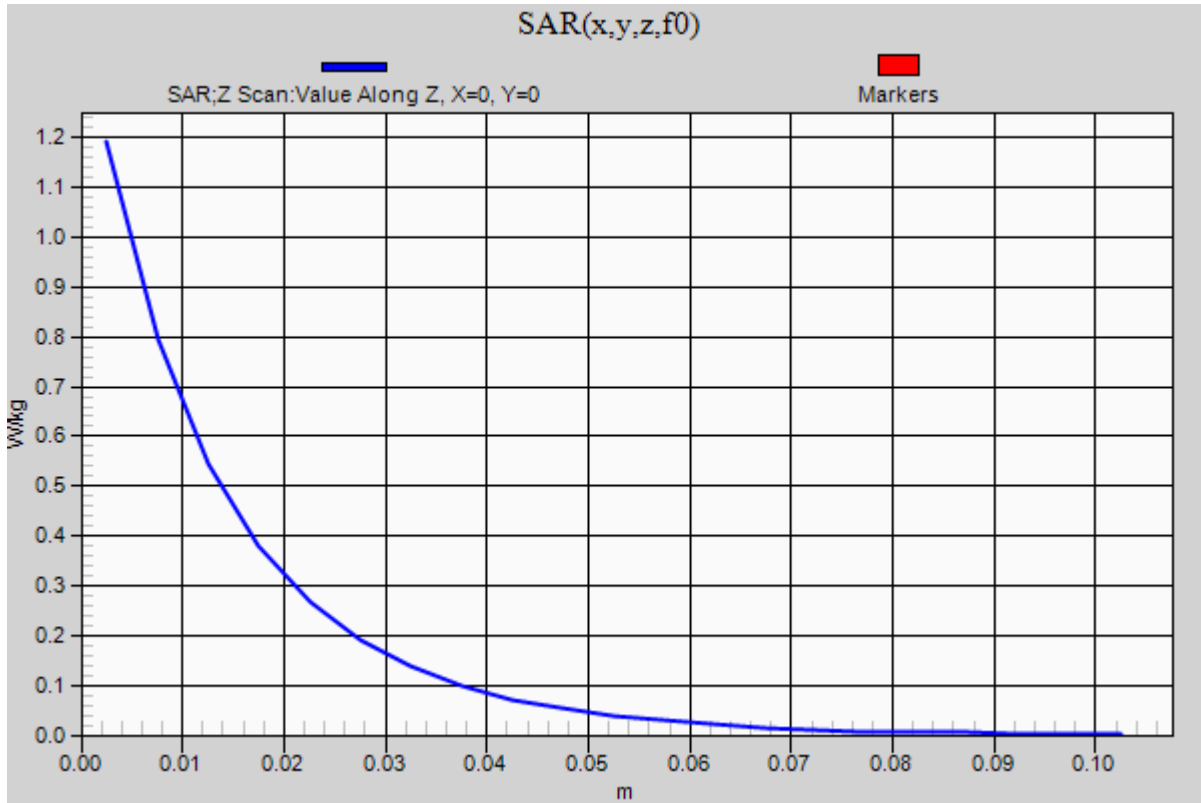
0 dB = 1.20 W/kg = 0.79 dBW/kg

20180611_SystemPerformanceCheck-D835V2 SN 4d002

Frequency: 835 MHz; Duty Cycle: 1:1

Head/Pin=100 mW/Z Scan (1x1x21): Measurement grid: dx=20mm, dy=20mm, dz=5mm

Maximum value of SAR (measured) = 1.19 W/kg



20180615_SystemPerformanceCheck-D1900V2 SN 5d043

Frequency: 1900 MHz; Duty Cycle: 1:1; Room Ambient Temperature: 24.0°C; Liquid Temperature: 23.0°C
 Medium parameters used: $f = 1900$ MHz; $\sigma = 1.534$ S/m; $\epsilon_r = 50.934$; $\rho = 1000$ kg/m³

DASY5 Configuration:

- Area Scan Setting: Find Secondary Maximum Within: 2.0 dB and with a peak SAR value greater than 0.0012W/kg
- Electronics: DAE4 Sn1544; Calibrated: 4/12/2018
- Probe: EX3DV4 - SN7448; ConvF(8.07, 8.07, 8.07) @ 1900 MHz; Calibrated: 4/16/2018
- Sensor-Surface: 2.5mm (Mechanical Surface Detection)
- Phantom: ELI V8.0 (20deg probe tilt) Front; Type: QD OVA 004 AA; Serial: 2079

Body/Pin=100 mW/Area Scan (7x7x1): Measurement grid: dx=15mm, dy=15mm

Maximum value of SAR (measured) = 5.83 W/kg

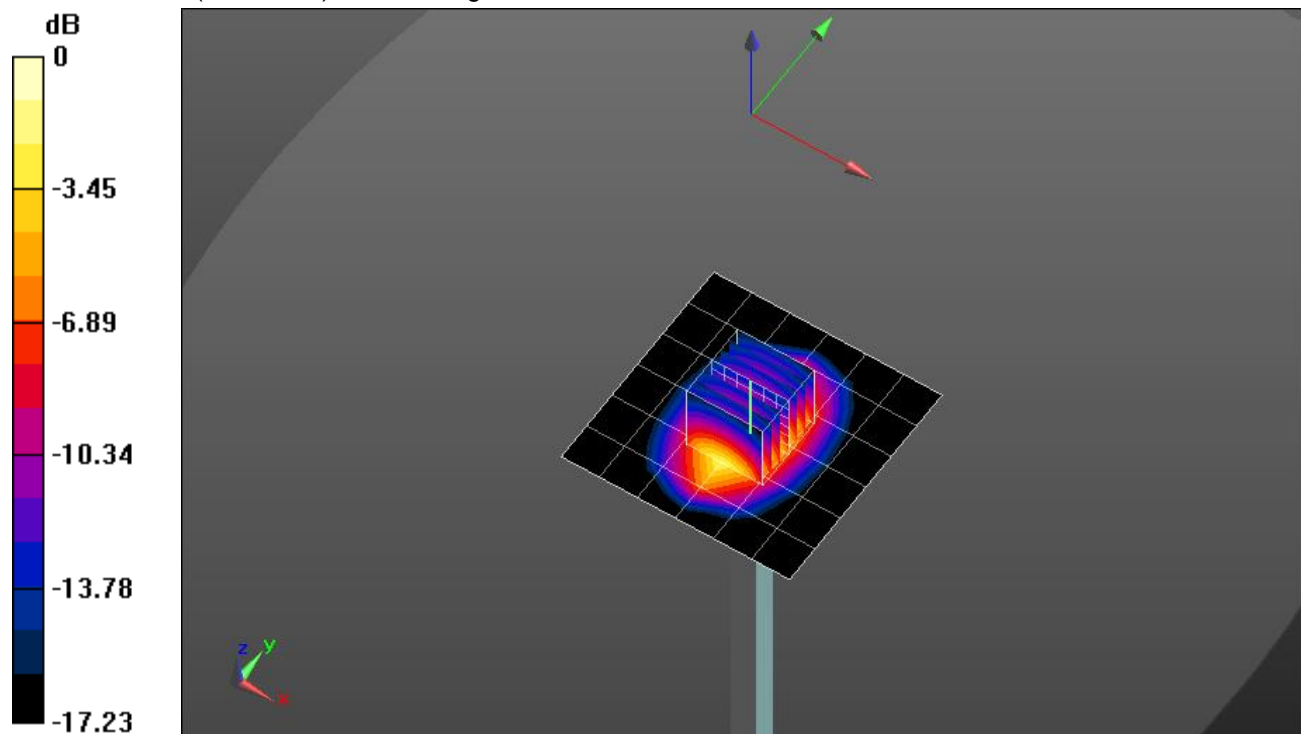
Body/Pin=100 mW/Zoom Scan (7x7x7)/Cube 0: Measurement grid: dx=5mm, dy=5mm, dz=5mm

Reference Value = 62.54 V/m; Power Drift = -0.05 dB

Peak SAR (extrapolated) = 7.91 W/kg

SAR(1 g) = 4.37 W/kg; SAR(10 g) = 2.28 W/kg

Maximum value of SAR (measured) = 5.89 W/kg



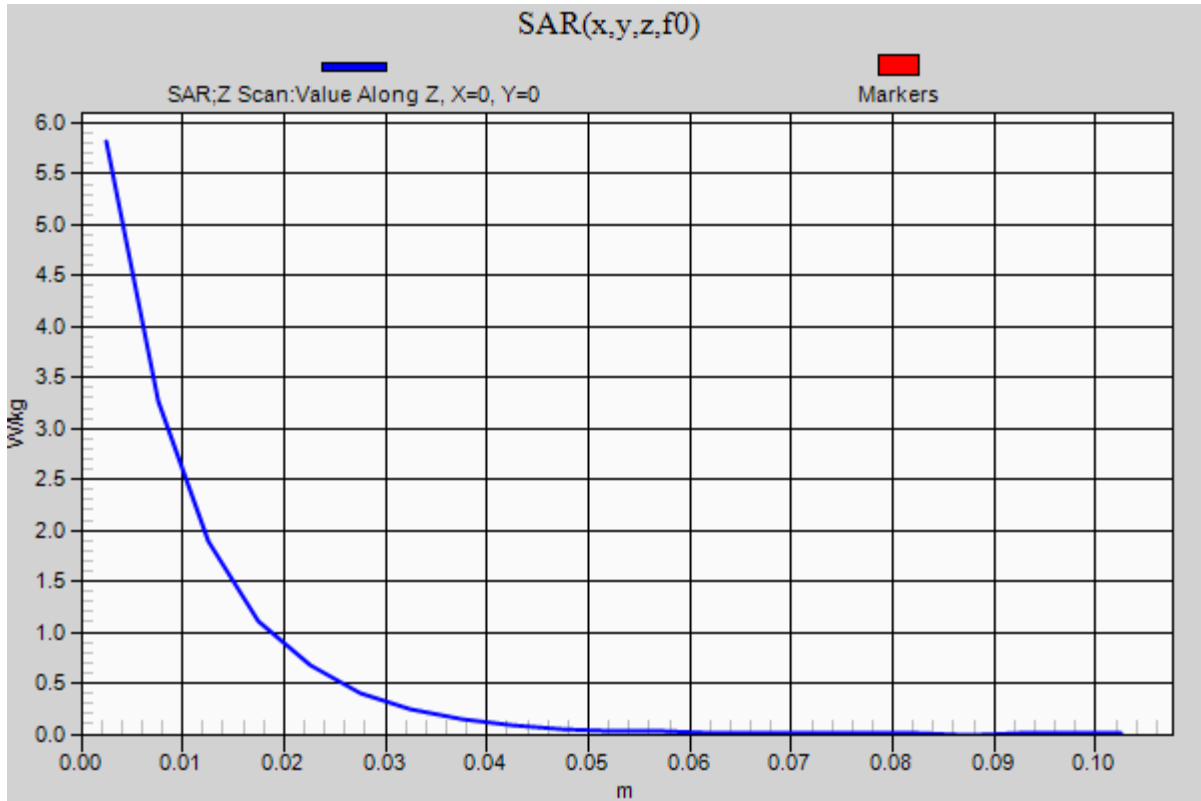
0 dB = 5.89 W/kg = 7.70 dBW/kg

20180615_SystemPerformanceCheck-D1900V2 SN 5d043

Frequency: 1900 MHz; Duty Cycle: 1:1

Body/Pin=100 mW/Z Scan (1x1x21): Measurement grid: dx=20mm, dy=20mm, dz=5mm

Maximum value of SAR (measured) = 5.82 W/kg



20180625_SystemPerformanceCheck-D2600V2 SN 1006

Frequency: 2600 MHz; Duty Cycle: 1:1; Room Ambient Temperature: 24.0°C; Liquid Temperature: 23.0°C
Medium parameters used: $f = 2600$ MHz; $\sigma = 2.213$ S/m; $\epsilon_r = 50.413$; $\rho = 1000$ kg/m³

DASY5 Configuration:

- Area Scan Setting: Find Secondary Maximum Within: 2.0 dB and with a peak SAR value greater than 0.0012W/kg
- Electronics: DAE4 Sn1544; Calibrated: 4/12/2018
- Probe: EX3DV4 - SN7448; ConvF(7.53, 7.53, 7.53) @ 2600 MHz; Calibrated: 4/16/2018
- Sensor-Surface: 2.5mm (Mechanical Surface Detection)
- Phantom: ELI V8.0 (20deg probe tilt) Front; Type: QD OVA 004 AA; Serial: 2079

Body/Pin=100 mW/Area Scan (8x8x1): Measurement grid: dx=12mm, dy=12mm

Maximum value of SAR (measured) = 6.37 W/kg

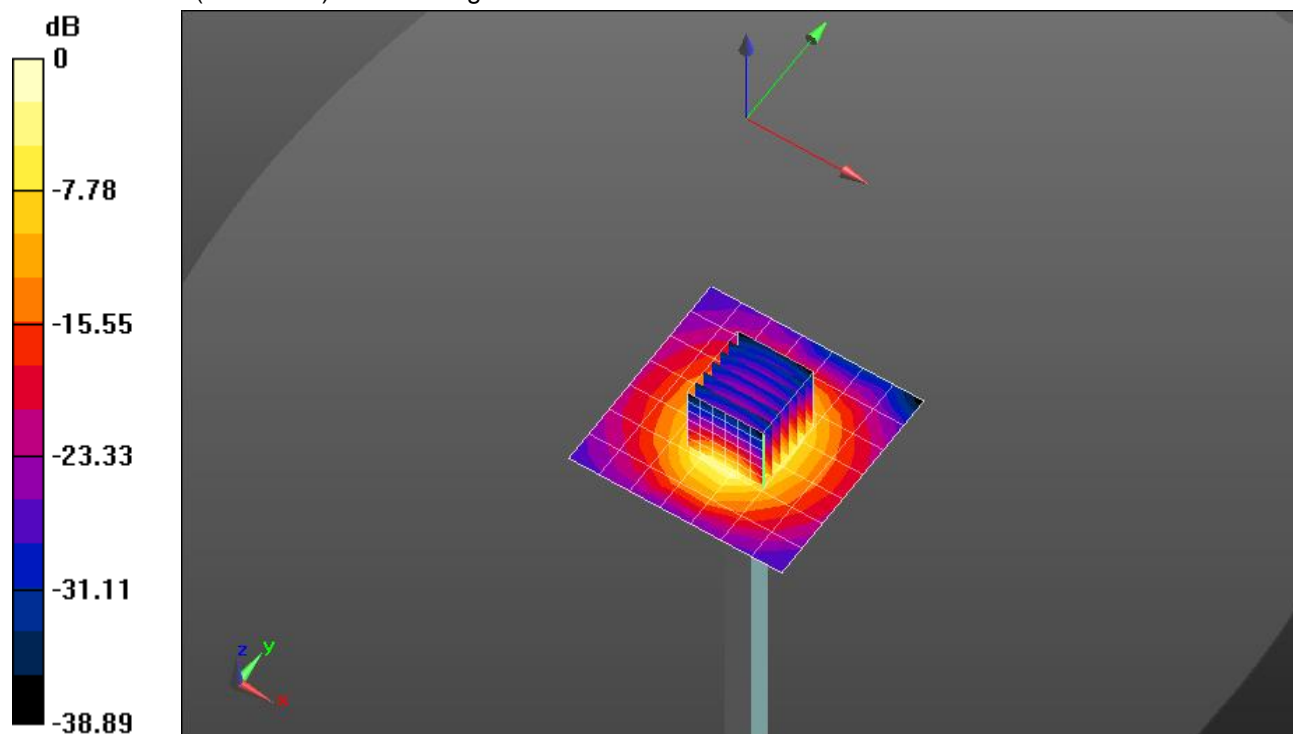
Body/Pin=100 mW/Zoom Scan (7x7x7)/Cube 0: Measurement grid: dx=5mm, dy=5mm, dz=5mm

Reference Value = 58.89 V/m; Power Drift = -0.12 dB

Peak SAR (extrapolated) = 11.9 W/kg

SAR(1 g) = 5.25 W/kg; SAR(10 g) = 2.26 W/kg

Maximum value of SAR (measured) = 7.76 W/kg

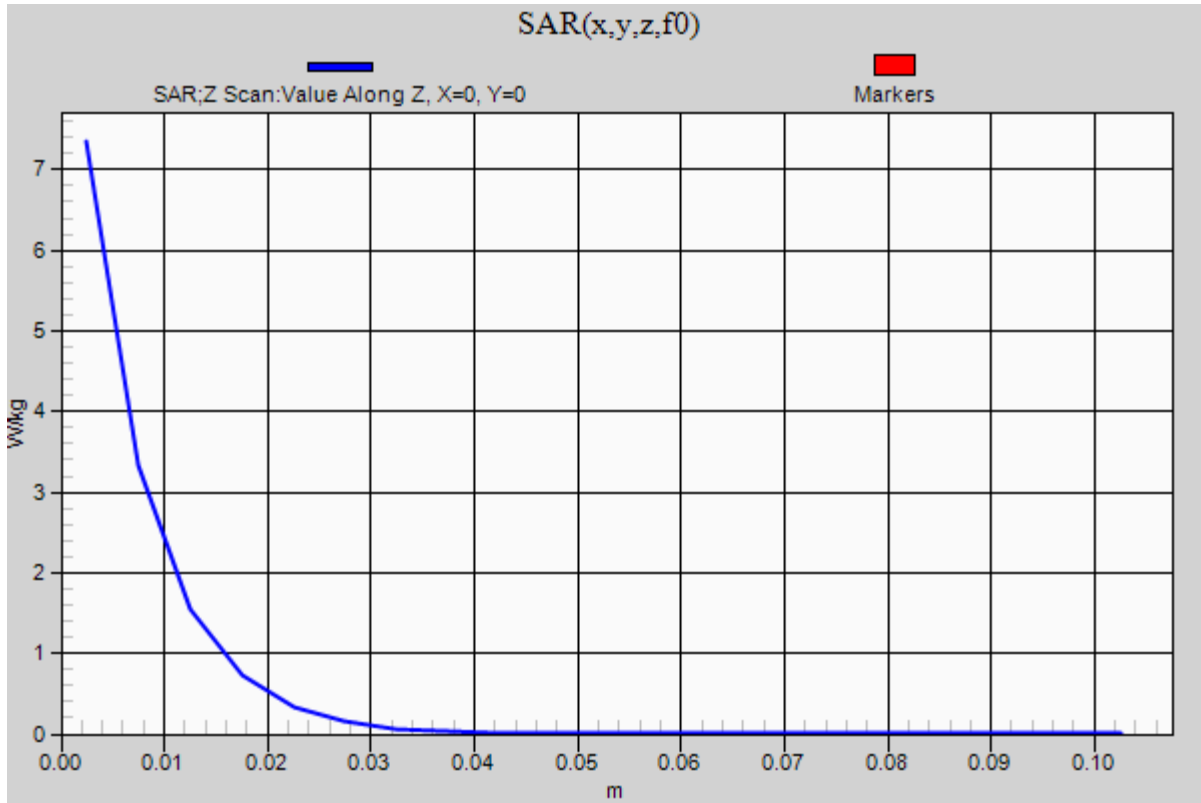


0 dB = 6.37 W/kg = 8.04 dBW/kg

20180625_SystemPerformanceCheck-D2600V2 SN 1006

Frequency: 2600 MHz; Duty Cycle: 1:1

Body/Pin=100 mW/Z Scan (1x1x21): Measurement grid: dx=20mm, dy=20mm, dz=5mm
Maximum value of SAR (measured) = 7.35 W/kg



20180602_SystemPerformanceCheck-D750V3 SN 1071

Frequency: 750 MHz; Duty Cycle: 1:1; Room Ambient Temperature: 24.0°C; Liquid Temperature: 23.0°C

Medium parameters used: $f = 750 \text{ MHz}$; $\sigma = 0.979 \text{ S/m}$; $\epsilon_r = 57.446$; $\rho = 1000 \text{ kg/m}^3$

DASY5 Configuration:

- Area Scan Setting: Find Secondary Maximum Within: 2.0 dB and with a peak SAR value greater than 0.0012W/kg
- Electronics: DAE4 Sn1434; Calibrated: 5/11/2018
- Probe: EX3DV4 - SN7335; ConvF(10.35, 10.35, 10.35); Calibrated: 3/16/2018;
- Sensor-Surface: 2.5mm (Mechanical Surface Detection)
- Phantom: ELI A v5.0; Type: QD OVA 002 AA; Serial: 1194

Body/Pin=100 mW/Area Scan (7x7x1): Measurement grid: dx=15mm, dy=15mm

Maximum value of SAR (measured) = 1.06 W/kg

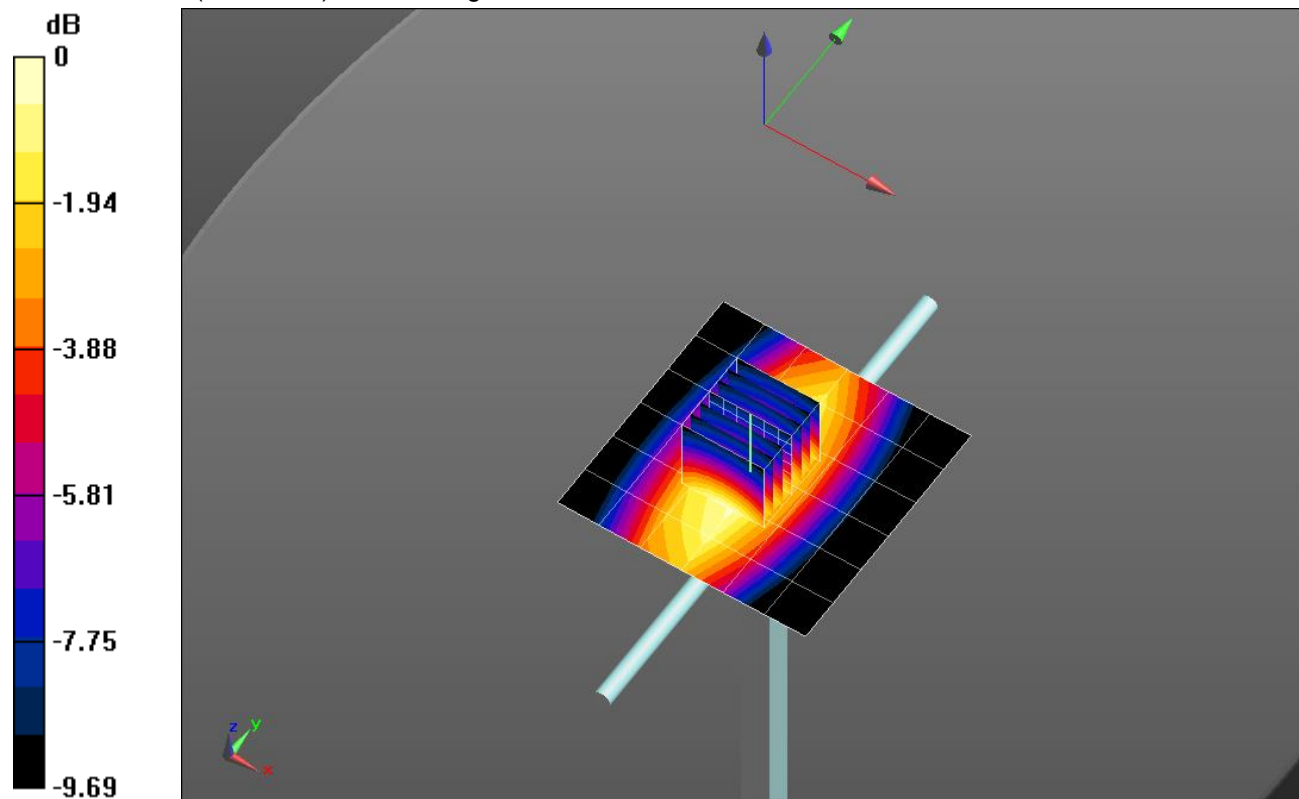
Body/Pin=100 mW/Zoom Scan (7x7x7)/Cube 0: Measurement grid: dx=5mm, dy=5mm, dz=5mm

Reference Value = 33.200 V/m; Power Drift = 0.11 dB

Peak SAR (extrapolated) = 1.33 W/kg

SAR(1 g) = 0.909 W/kg; SAR(10 g) = 0.607 W/kg

Maximum value of SAR (measured) = 1.10 W/kg

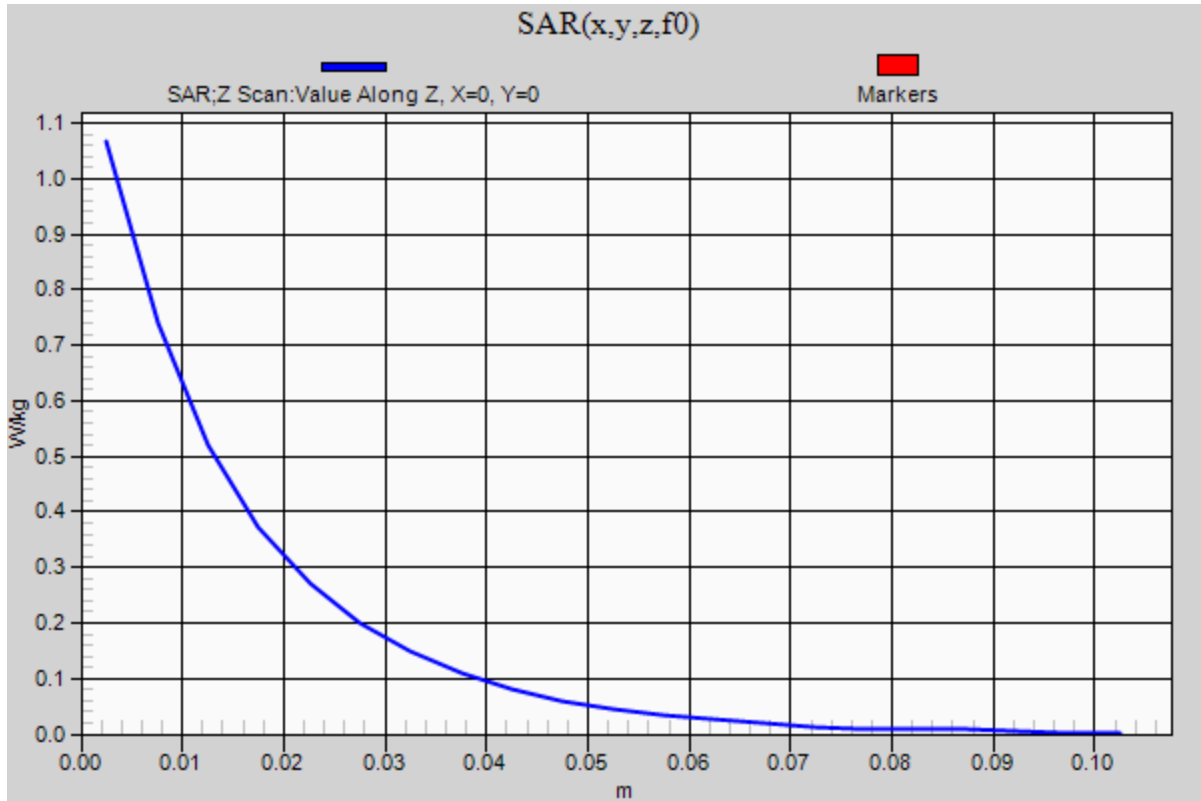


0 dB = 1.10 W/kg = 0.41 dBW/kg

20180602_SystemPerformanceCheck-D750V3 SN 1071

Frequency: 750 MHz; Duty Cycle: 1:1

Body/Pin=100 mW/Z Scan (1x1x21): Measurement grid: dx=20mm, dy=20mm, dz=5mm
Maximum value of SAR (measured) = 1.07 W/kg



20180609_SystemPerformanceCheck-D5GHzV2 SN 1138

Frequency: 5600 MHz; Duty Cycle: 1:1; Room Ambient Temperature: 24.0°C; Liquid Temperature: 23.0°C
 Medium parameters used: $f = 5600$ MHz; $\sigma = 5.683$ S/m; $\epsilon_r = 47.186$; $\rho = 1000$ kg/m³

DASY5 Configuration:

- Area Scan Setting: Find Secondary Maximum Within: 2.0 dB and with a peak SAR value greater than 0.0012W/kg
- Electronics: DAE4 Sn1434; Calibrated: 5/11/2018
- Probe: EX3DV4 - SN7335; ConvF(4.07, 4.07, 4.07); Calibrated: 3/16/2018;
- Sensor-Surface: 1.4mm (Mechanical Surface Detection)
- Phantom: ELI B v5.0; Type: QD OVA 002 AA; Serial: 1196

Body/5.6 GHz, Pin=100mW/Area Scan (7x7x1): Measurement grid: dx=10mm, dy=10mm
 Maximum value of SAR (measured) = 21.6 W/kg


Body/5.6 GHz, Pin=100mW/Zoom Scan (8x8x7)/Cube 0: Measurement grid: dx=4mm, dy=4mm, dz=1.4mm

Reference Value = 54.96 V/m; Power Drift = -0.06 dB

Peak SAR (extrapolated) = 39.1 W/kg

SAR(1 g) = 8.69 W/kg; SAR(10 g) = 2.45 W/kg

Maximum value of SAR (measured) = 21.7 W/kg

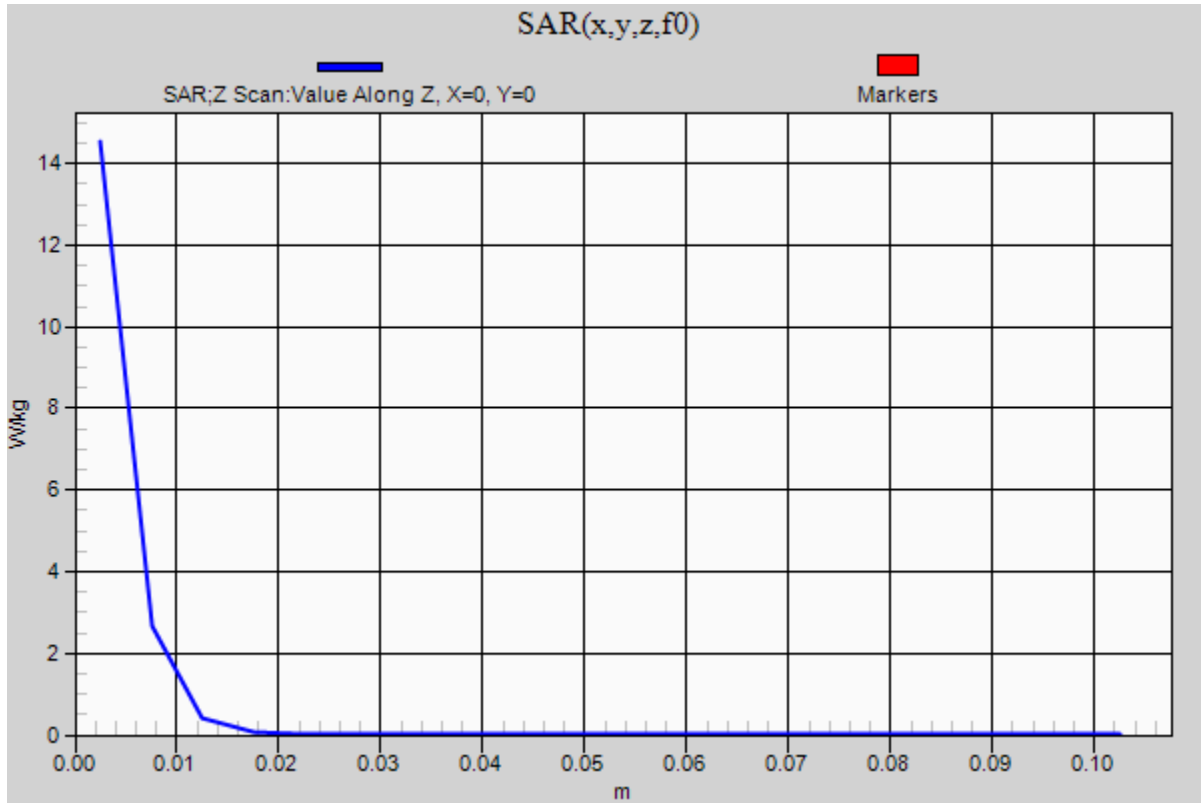


0 dB = 21.7 W/kg = 13.36 dBW/kg

20180609_SystemPerformanceCheck-D5GHzV2 SN 1138

Frequency: 5600 MHz; Duty Cycle: 1:1

Body/5.6 GHz, Pin=100mW/Z Scan (1x1x21): Measurement grid: dx=20mm, dy=20mm, dz=5mm
Maximum value of SAR (measured) = 14.5 W/kg



20180617_SystemPerformanceCheck-D2450V2 SN 899

Frequency: 2450 MHz; Duty Cycle: 1:1; Room Ambient Temperature: 24.0°C; Liquid Temperature: 23.0°C
 Medium parameters used: $f = 2450 \text{ MHz}$; $\sigma = 1.934 \text{ S/m}$; $\epsilon_r = 50.479$; $\rho = 1000 \text{ kg/m}^3$

DASY5 Configuration:

- Area Scan Setting: Find Secondary Maximum Within: 2.0 dB and with a peak SAR value greater than 0.0012W/kg
- Electronics: DAE4 Sn1434; Calibrated: 5/11/2018
- Probe: EX3DV4 - SN7335; ConvF(7.82, 7.82, 7.82); Calibrated: 3/16/2018;
- Sensor-Surface: 2.5mm (Mechanical Surface Detection)
- Phantom: ELI B v5.0; Type: QD OVA 002 AA; Serial: 1196

Body/Pin=100 mW/Area Scan (8x8x1): Measurement grid: dx=12mm, dy=12mm

Maximum value of SAR (measured) = 6.27 W/kg

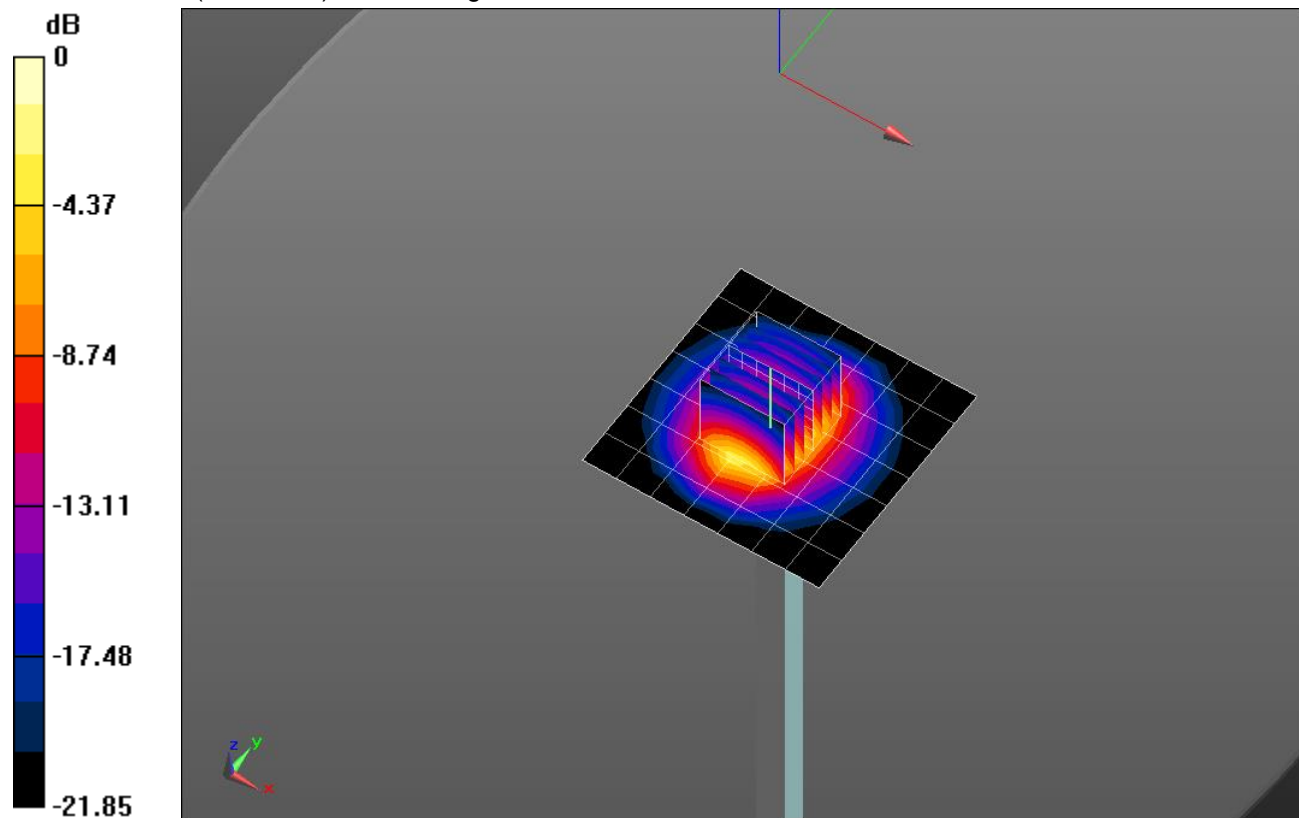
Body/Pin=100 mW/Zoom Scan (7x7x7)/Cube 0: Measurement grid: dx=5mm, dy=5mm, dz=5mm

Reference Value = 61.158 V/m; Power Drift = 0.08 dB

Peak SAR (extrapolated) = 10.7 W/kg

SAR(1 g) = 5.21 W/kg; SAR(10 g) = 2.42 W/kg

Maximum value of SAR (measured) = 7.40 W/kg

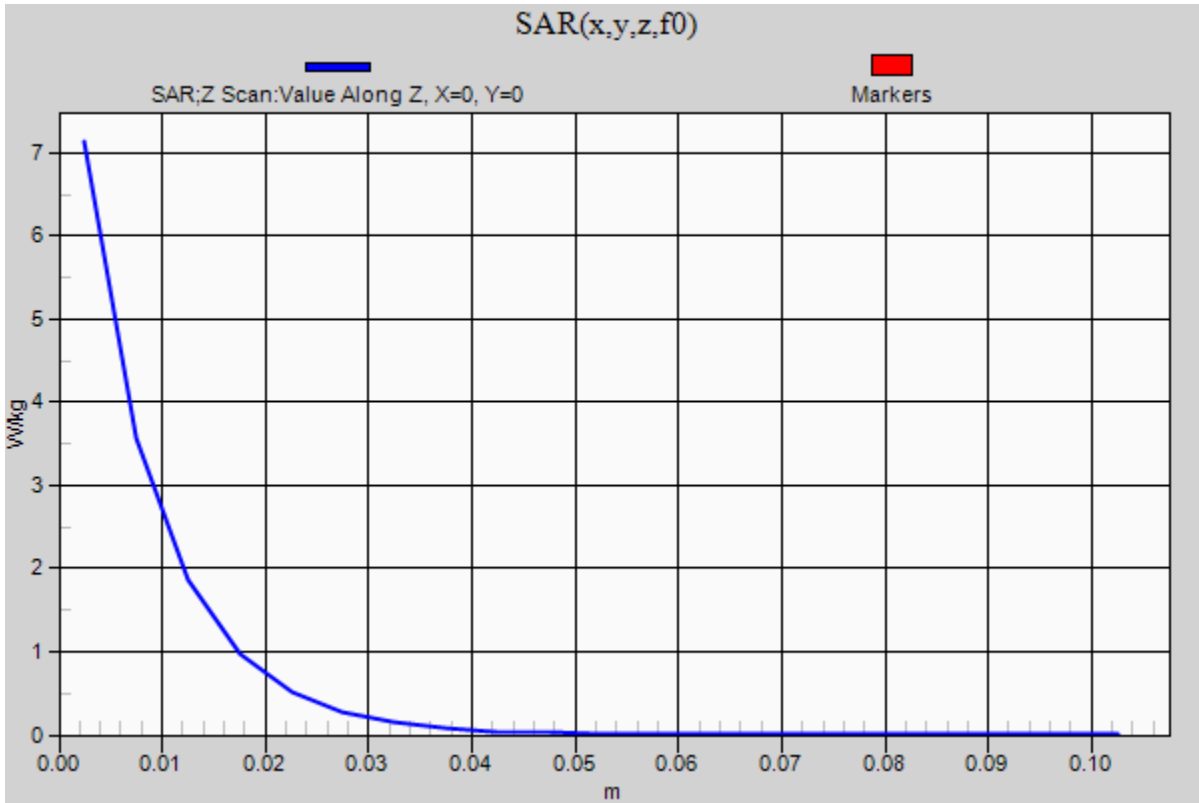


0 dB = 7.40 W/kg = 8.69 dBW/kg

20180617_SystemPerformanceCheck-D2450V2 SN 899

Frequency: 2450 MHz; Duty Cycle: 1:1

Body/Pin=100 mW/Z Scan (1x1x21): Measurement grid: dx=20mm, dy=20mm, dz=5mm
Maximum value of SAR (measured) = 7.13 W/kg



20180619_SystemPerformanceCheck-D1900V2 SN 5d043

Frequency: 1900 MHz; Duty Cycle: 1:1; Room Ambient Temperature: 24.0°C; Liquid Temperature: 23.0°C

Medium parameters used: $f = 1900$ MHz; $\sigma = 1.566$ S/m; $\epsilon_r = 52.689$; $\rho = 1000$ kg/m³

DASY5 Configuration:

- Area Scan Setting: Find Secondary Maximum Within: 2.0 dB and with a peak SAR value greater than 0.0012W/kg
- Electronics: DAE4 Sn1434; Calibrated: 5/11/2018
- Probe: EX3DV4 - SN7335; ConvF(8.12, 8.12, 8.12); Calibrated: 3/16/2018;
- Sensor-Surface: 2.5mm (Mechanical Surface Detection)
- Phantom: ELI B v5.0; Type: QD OVA 002 AA; Serial: 1196

Body/Pin=100 mW/Area Scan (7x7x1): Measurement grid: dx=15mm, dy=15mm

Maximum value of SAR (measured) = 5.42 W/kg


Body/Pin=100 mW/Zoom Scan (7x7x7)/Cube 0: Measurement grid: dx=5mm, dy=5mm, dz=5mm

Reference Value = 59.980 V/m; Power Drift = -0.01 dB

Peak SAR (extrapolated) = 7.35 W/kg

SAR(1 g) = 4.07 W/kg; SAR(10 g) = 2.12 W/kg

Maximum value of SAR (measured) = 5.48 W/kg



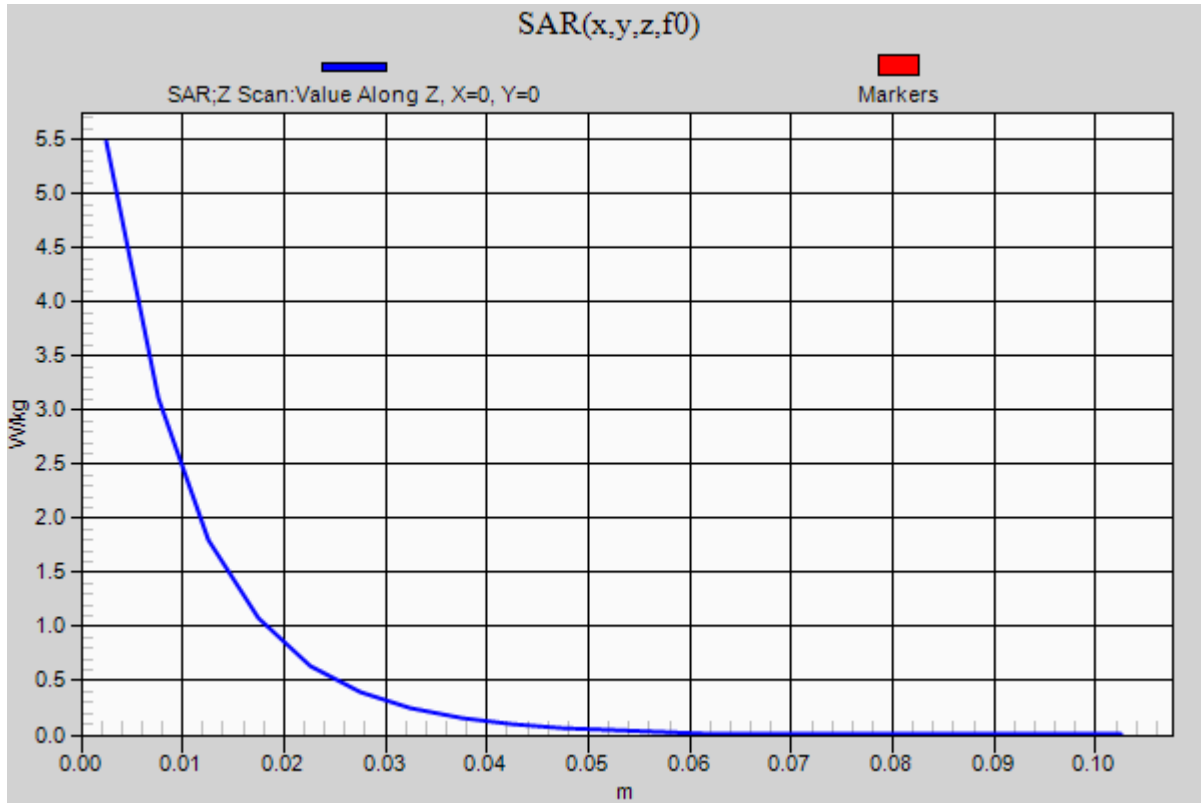
0 dB = 5.48 W/kg = 7.39 dBW/kg

20180619_SystemPerformanceCheck-D1900V2 SN 5d043

Frequency: 1900 MHz; Duty Cycle: 1:1

Body/Pin=100 mW/Z Scan (1x1x21): Measurement grid: dx=20mm, dy=20mm, dz=5mm

Maximum value of SAR (measured) = 5.48 W/kg



20180622_SystemPerformanceCheck-D2600V2 SN 1006

Frequency: 2600 MHz; Duty Cycle: 1:1; Room Ambient Temperature: 24.0°C; Liquid Temperature: 23.0°C
 Medium parameters used: $f = 2600$ MHz; $\sigma = 2.243$ S/m; $\epsilon_r = 52.303$; $\rho = 1000$ kg/m³

DASY5 Configuration:

- Area Scan Setting: Find Secondary Maximum Within: 2.0 dB and with a peak SAR value greater than 0.0012W/kg
- Electronics: DAE4 Sn1434; Calibrated: 5/11/2018
- Probe: EX3DV4 - SN7335; ConvF(7.59, 7.59, 7.59); Calibrated: 3/16/2018;
- Sensor-Surface: 2.5mm (Mechanical Surface Detection)
- Phantom: ELI B v5.0; Type: QD OVA 002 AA; Serial: 1196

Body/Pin=100 mW/Area Scan (8x8x1): Measurement grid: dx=12mm, dy=12mm

Maximum value of SAR (measured) = 6.75 W/kg

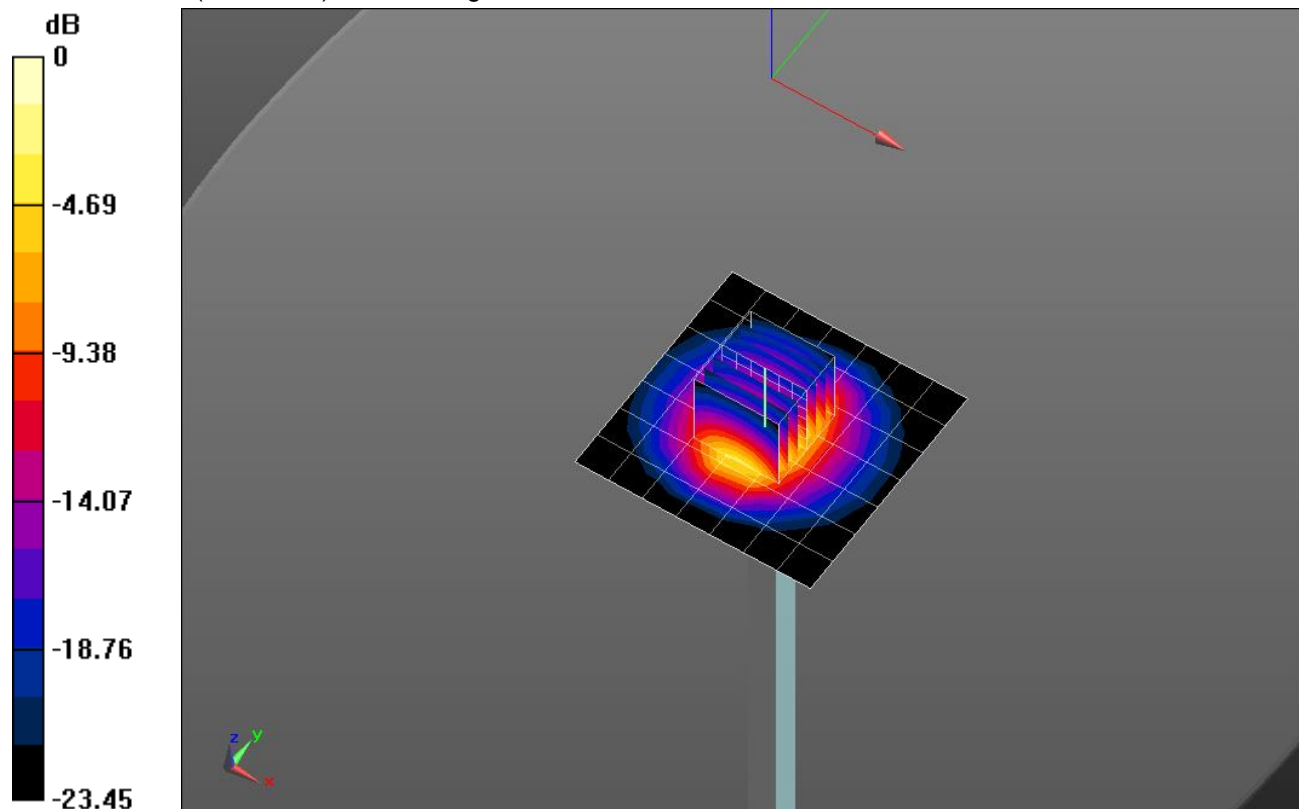
Body/Pin=100 mW/Zoom Scan (7x7x7)/Cube 0: Measurement grid: dx=5mm, dy=5mm, dz=5mm

Reference Value = 62.008 V/m; Power Drift = 0.00 dB

Peak SAR (extrapolated) = 12.9 W/kg

SAR(1 g) = 5.94 W/kg; SAR(10 g) = 2.61 W/kg

Maximum value of SAR (measured) = 8.63 W/kg

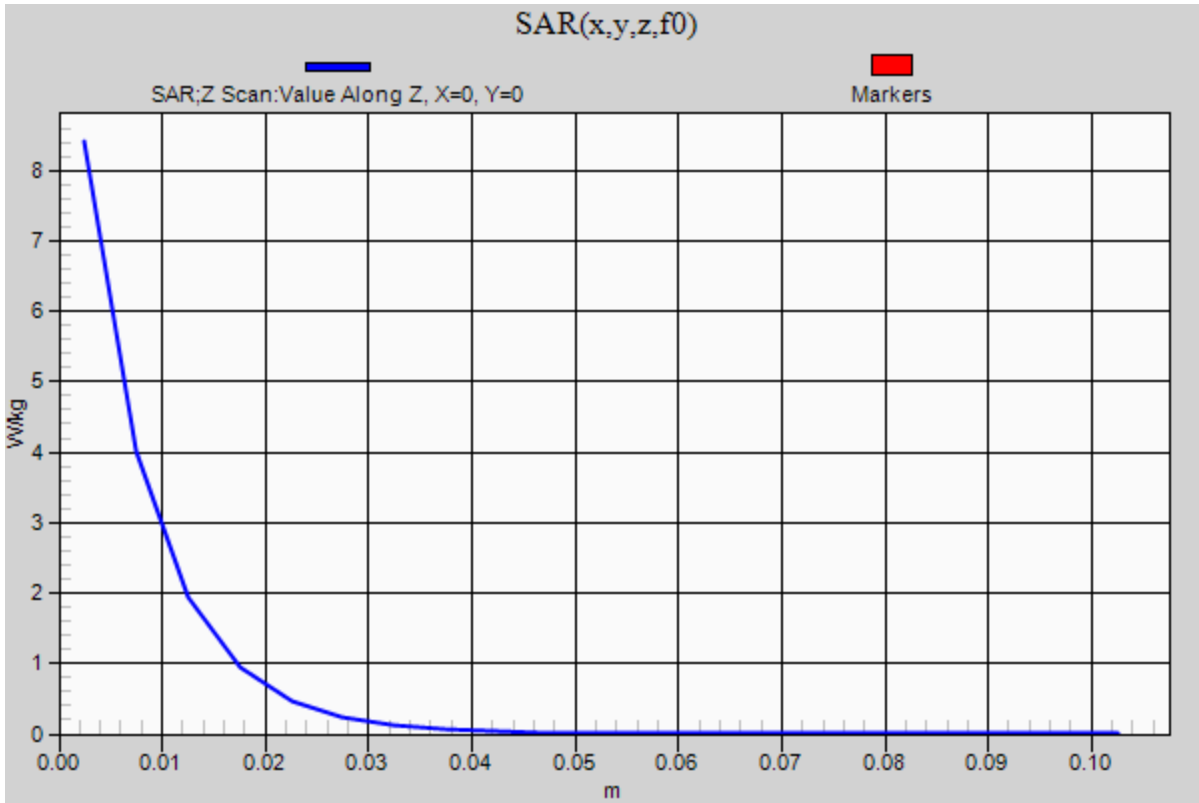


0 dB = 8.63 W/kg = 9.36 dBW/kg

20180622_SystemPerformanceCheck-D2600V2 SN 1006

Frequency: 2600 MHz; Duty Cycle: 1:1

Body/Pin=100 mW/Z Scan (1x1x21): Measurement grid: dx=20mm, dy=20mm, dz=5mm
Maximum value of SAR (measured) = 8.41 W/kg



20180530_SystemPerformanceCheck-D835V2 SN 4d142

Frequency: 835 MHz; Duty Cycle: 1:1; Room Ambient Temperature: 24.0°C; Liquid Temperature: 23.0°C
 Medium parameters used: $f = 835 \text{ MHz}$; $\sigma = 0.944 \text{ S/m}$; $\epsilon_r = 42.805$; $\rho = 1000 \text{ kg/m}^3$

DASY5 Configuration:

- Area Scan Setting: Find Secondary Maximum Within: 2.0 dB and with a peak SAR value greater than 0.0012W/kg
- Electronics: DAE4 Sn1343; Calibrated: 8/21/2017
- Probe: EX3DV4 - SN3871; ConvF(9.95, 9.95, 9.95); Calibrated: 8/23/2017;
- Sensor-Surface: 2.5mm (Mechanical Surface Detection)
- Phantom: SAM with CRP; Type: SAM;

Head/Pin=100 mW/Area Scan (7x7x1): Measurement grid: dx=15mm, dy=15mm

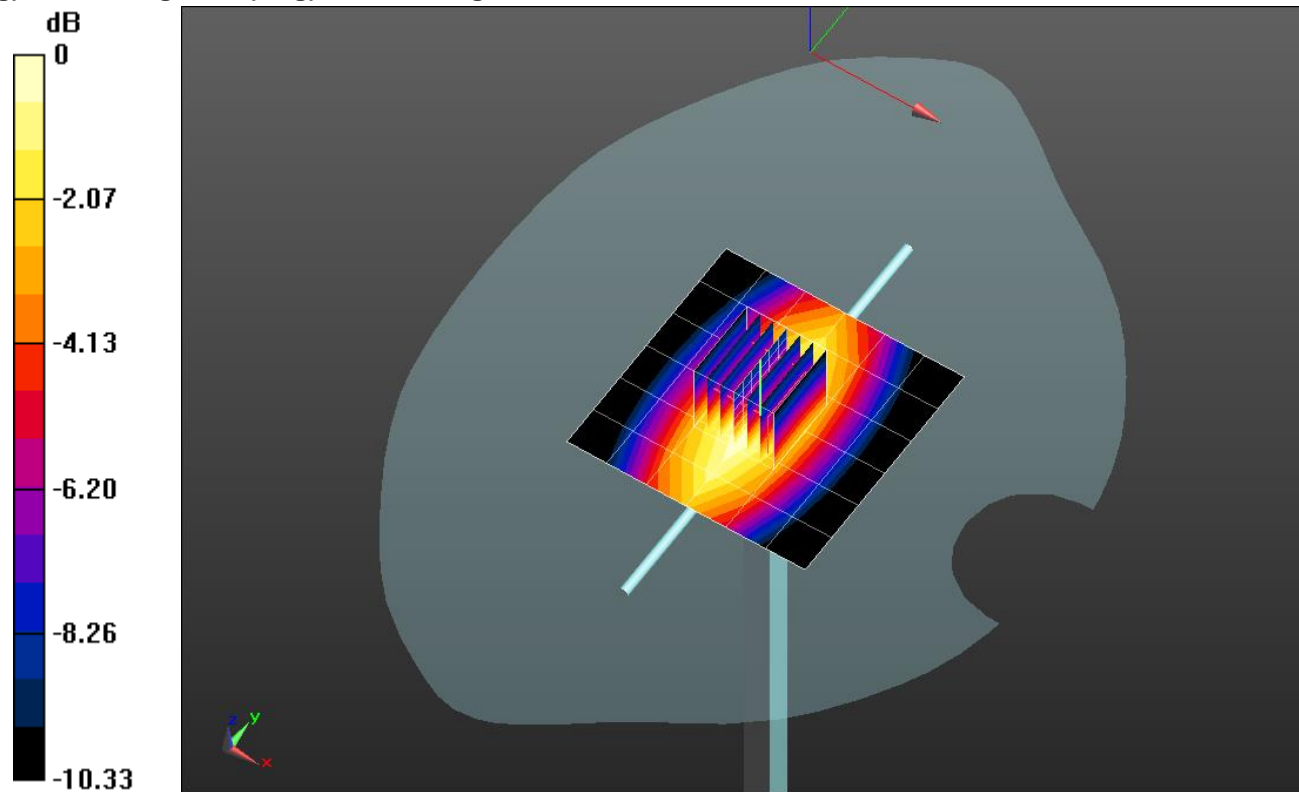
Maximum value of SAR (measured) = 1.24 W/kg

Head/Pin=100 mW/Zoom Scan (7x7x7)/Cube 0: Measurement grid: dx=5mm, dy=5mm, dz=5mm

Reference Value = 36.81 V/m; Power Drift = -0.02 dB

Peak SAR (extrapolated) = 1.52 W/kg

SAR(1 g) = 1.03 W/kg; SAR(10 g) = 0.676 W/kg



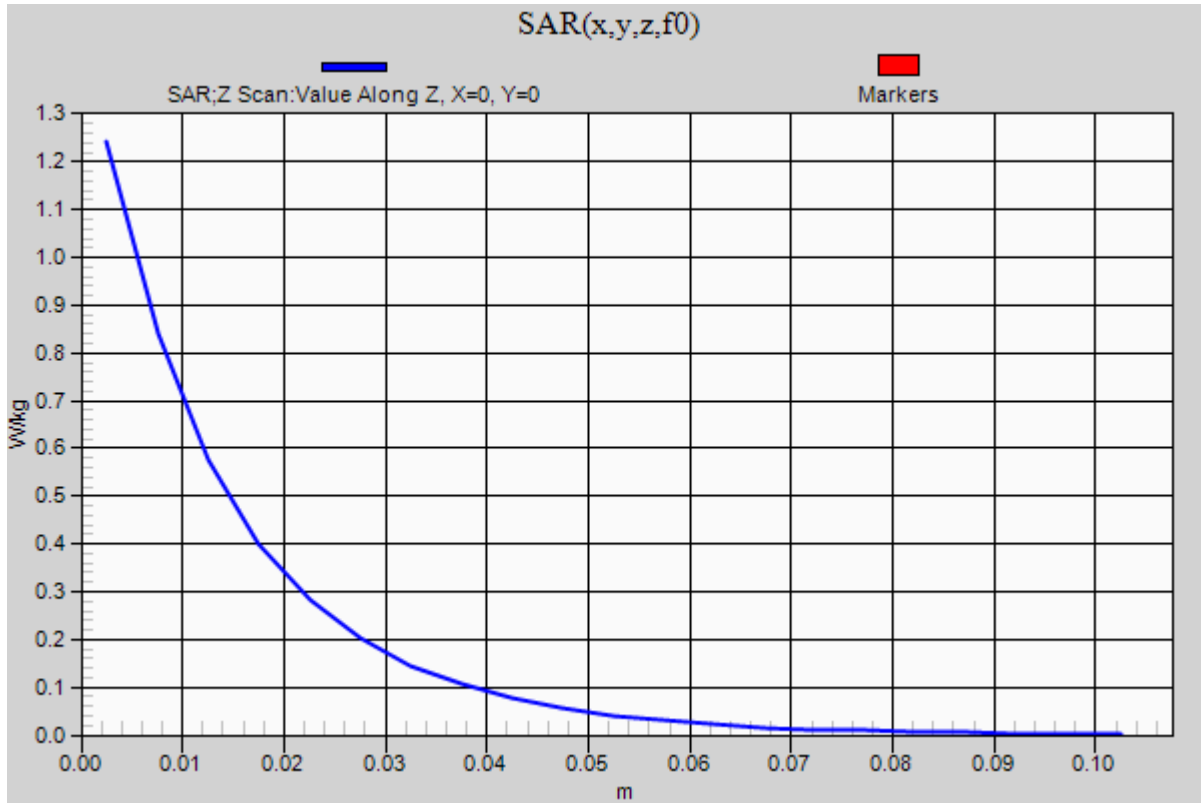
0 dB = 1.24 W/kg = 0.93 dBW/kg

20180530_SystemPerformanceCheck-D835V2 SN 4d142

Frequency: 835 MHz; Duty Cycle: 1:1

Head/Pin=100 mW/Z Scan (1x1x21): Measurement grid: dx=20mm, dy=20mm, dz=5mm

Maximum value of SAR (measured) = 1.24 W/kg



20180609_SystemPerformanceCheck-D835V2 SN 4d002

Frequency: 835 MHz; Duty Cycle: 1:1; Room Ambient Temperature: 24.0°C; Liquid Temperature: 23.0°C

Medium parameters used: $f = 835 \text{ MHz}$; $\sigma = 0.906 \text{ S/m}$; $\epsilon_r = 41.528$; $\rho = 1000 \text{ kg/m}^3$

DASY5 Configuration:

- Area Scan Setting: Find Secondary Maximum Within: 2.0 dB and with a peak SAR value greater than 0.0012W/kg
- Electronics: DAE4 Sn1343; Calibrated: 8/21/2017
- Probe: EX3DV4 - SN3871; ConvF(9.95, 9.95, 9.95); Calibrated: 8/23/2017;
- Sensor-Surface: 2.5mm (Mechanical Surface Detection)
- Phantom: SAM with CRP; Type: SAM;

Head/Pin=100 mW/Area Scan (7x7x1): Measurement grid: dx=15mm, dy=15mm

Maximum value of SAR (measured) = 1.21 W/kg

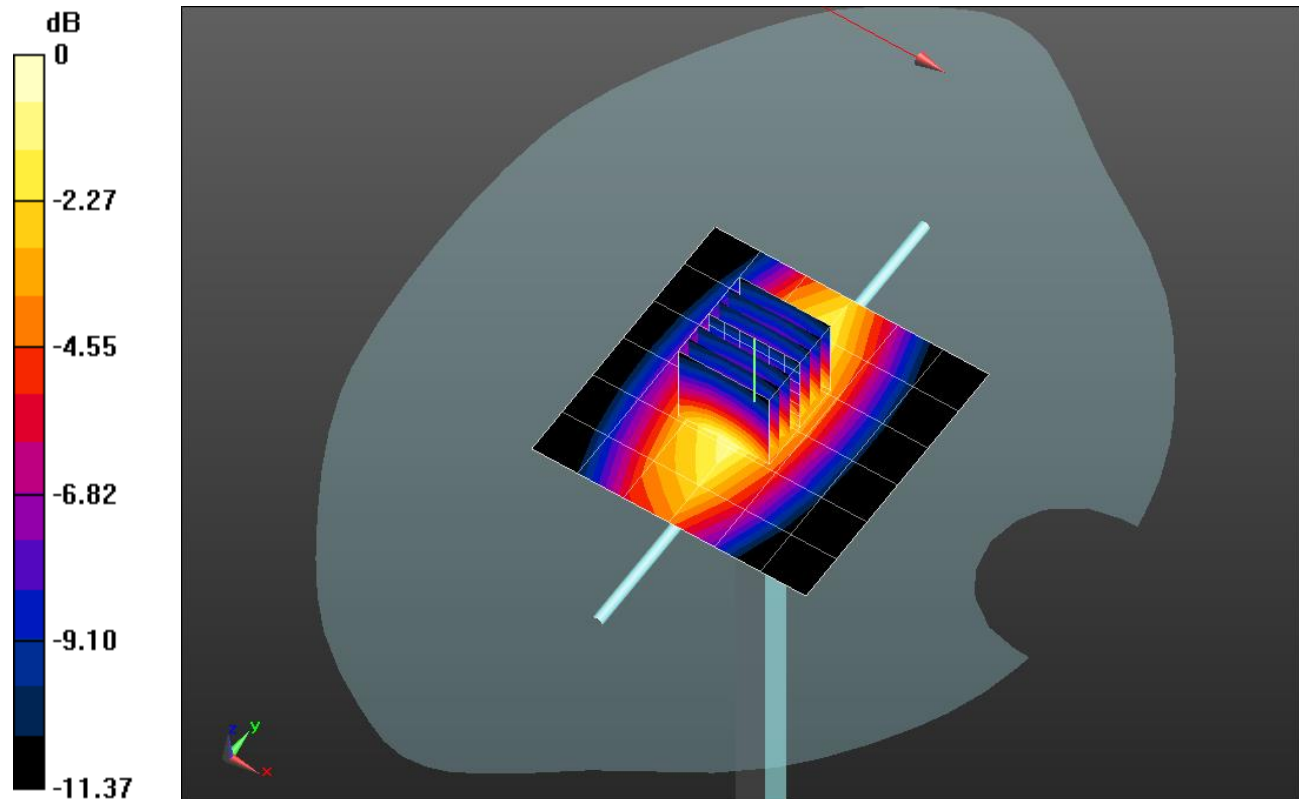
Head/Pin=100 mW/Zoom Scan (7x7x7)/Cube 0: Measurement grid: dx=5mm, dy=5mm, dz=5mm

Reference Value = 37.47 V/m; Power Drift = 0.04 dB

Peak SAR (extrapolated) = 1.61 W/kg

SAR(1 g) = 1.01 W/kg; SAR(10 g) = 0.629 W/kg

Maximum value of SAR (measured) = 1.27 W/kg



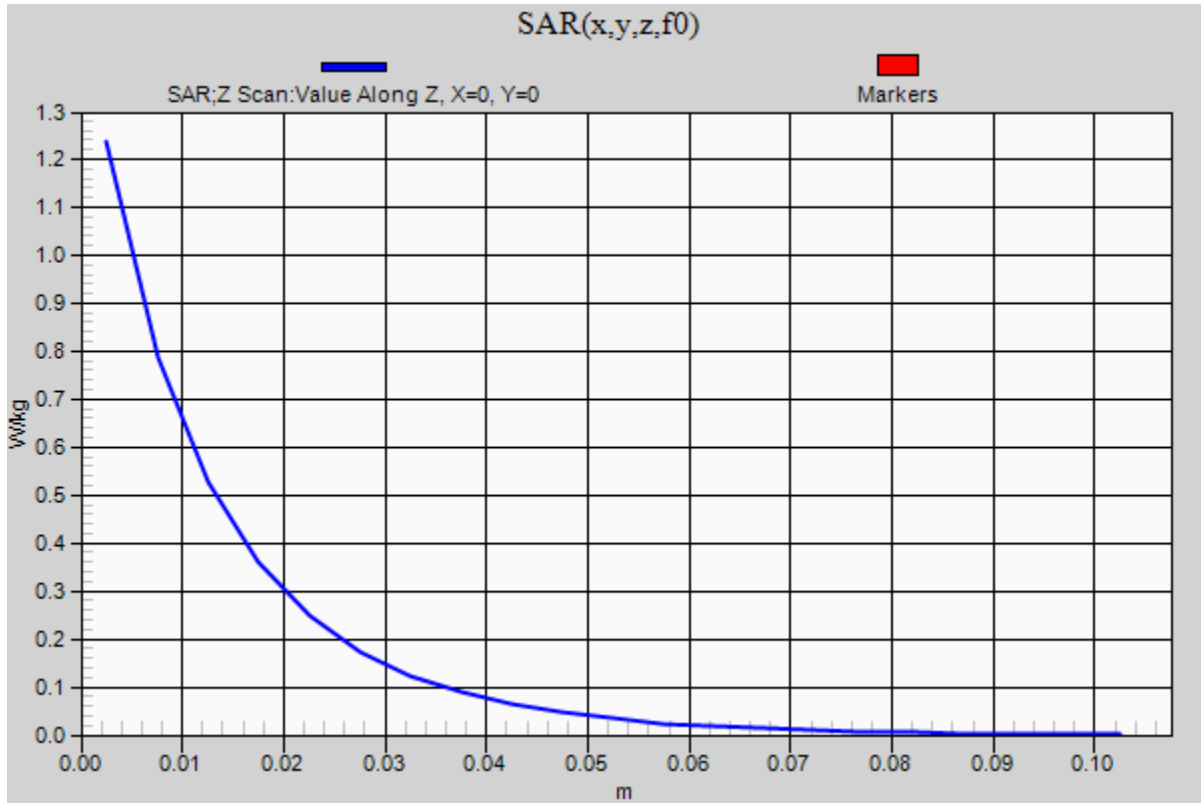
0 dB = 1.27 W/kg = 1.04 dBW/kg

20180609_SystemPerformanceCheck-D835V2 SN 4d002

Frequency: 835 MHz; Duty Cycle: 1:1

Head/Pin=100 mW/Z Scan (1x1x21): Measurement grid: dx=20mm, dy=20mm, dz=5mm

Maximum value of SAR (measured) = 1.24 W/kg



20180617_SystemPerformanceCheck-D1900V2 SN 5d043

Frequency: 1900 MHz; Duty Cycle: 1:1; Room Ambient Temperature: 24.0°C; Liquid Temperature: 23.0°C
 Medium parameters used: $f = 1900$ MHz; $\sigma = 1.433$ S/m; $\epsilon_r = 38.258$; $\rho = 1000$ kg/m³

DASY5 Configuration:

- Area Scan Setting: Find Secondary Maximum Within: 2.0 dB and with a peak SAR value greater than 0.0012W/kg
- Electronics: DAE4 Sn1343; Calibrated: 8/21/2017
- Probe: EX3DV4 - SN3871; ConvF(8.53, 8.53, 8.53); Calibrated: 8/23/2017;
- Sensor-Surface: 2.5mm (Mechanical Surface Detection)
- Phantom: SAM with CRP; Type: SAM;

Head/Pin=100 mW/Area Scan (7x7x1): Measurement grid: dx=15mm, dy=15mm

Maximum value of SAR (measured) = 4.96 W/kg

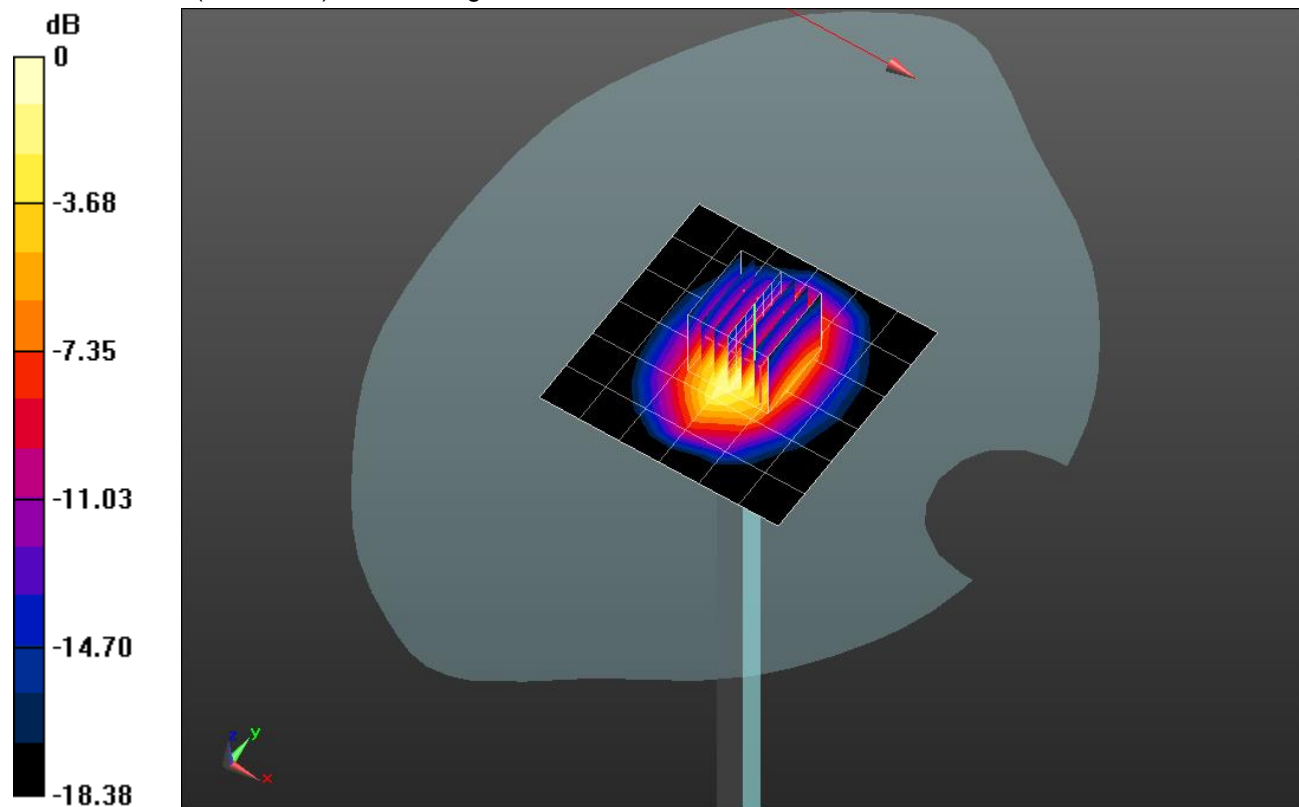
Head/Pin=100 mW/Zoom Scan (7x7x7)/Cube 0: Measurement grid: dx=5mm, dy=5mm, dz=5mm

Reference Value = 54.30 V/m; Power Drift = -0.19 dB

Peak SAR (extrapolated) = 7.46 W/kg

SAR(1 g) = 3.97 W/kg; SAR(10 g) = 2.04 W/kg

Maximum value of SAR (measured) = 5.38 W/kg



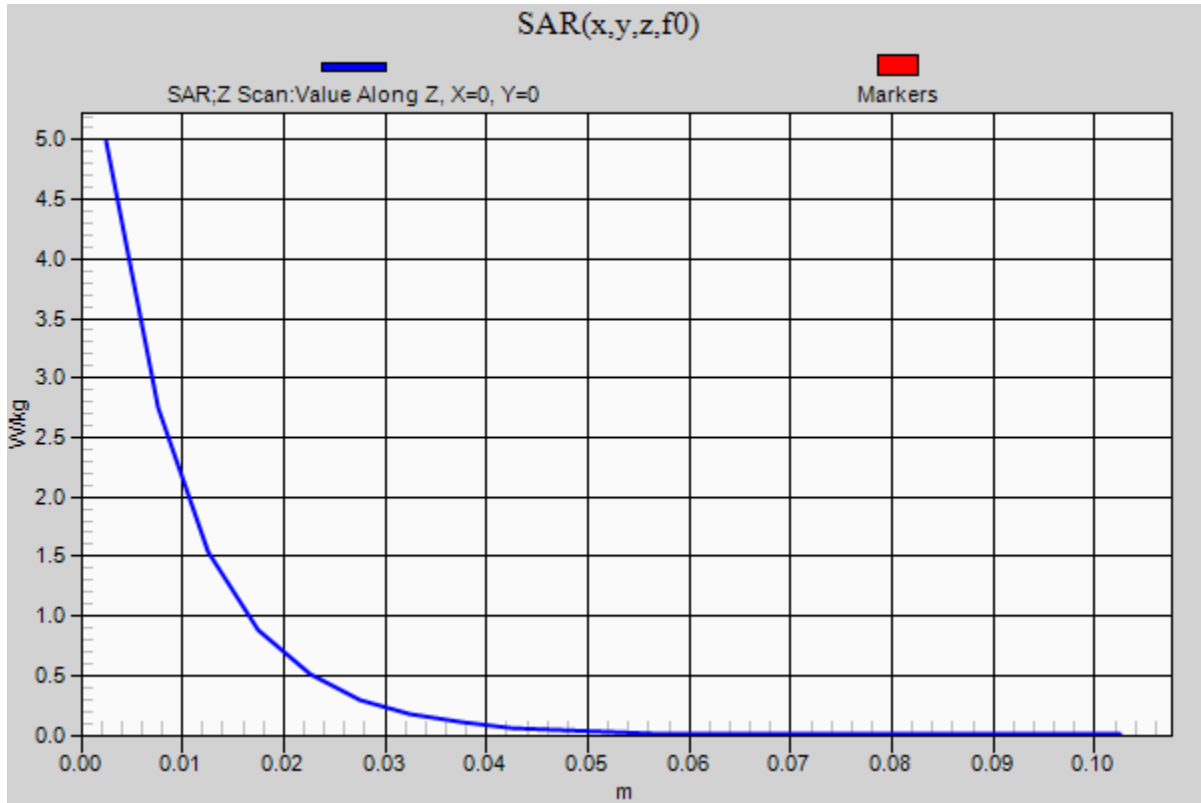
0 dB = 5.38 W/kg = 7.31 dBW/kg

20180617_SystemPerformanceCheck-D1900V2 SN 5d043

Frequency: 1900 MHz; Duty Cycle: 1:1

Head/Pin=100 mW/Z Scan (1x1x21): Measurement grid: dx=20mm, dy=20mm, dz=5mm

Maximum value of SAR (measured) = 4.99 W/kg



20180619_SystemPerformanceCheck-D5GHzV2 SN 1138

Frequency: 5200 MHz; Duty Cycle: 1:1; Room Ambient Temperature: 24.0°C; Liquid Temperature: 23.0°C
 Medium parameters used: $f = 5200$ MHz; $\sigma = 5.492$ S/m; $\epsilon_r = 48.033$; $\rho = 1000$ kg/m³

DASY5 Configuration:

- Area Scan Setting: Find Secondary Maximum Within: 2.0 dB and with a peak SAR value greater than 0.0012W/kg
- Electronics: DAE4 Sn1343; Calibrated: 8/21/2017
- Probe: EX3DV4 - SN3871; ConvF(4.7, 4.7, 4.7); Calibrated: 8/23/2017;
- Sensor-Surface: 1.4mm (Mechanical Surface Detection)
- Phantom: ELI v5.0 A; Type: SM 000 T01 DA; Serial: TP:1247

Body/5.2 GHz, Pin=100mW/Area Scan (7x7x1): Measurement grid: dx=10mm, dy=10mm

Maximum value of SAR (measured) = 20.4 W/kg


Body/5.2 GHz, Pin=100mW/Zoom Scan (8x8x7)/Cube 0: Measurement grid: dx=4mm, dy=4mm, dz=1.4mm

Reference Value = 54.24 V/m; Power Drift = 0.01 dB

Peak SAR (extrapolated) = 32.6 W/kg

SAR(1 g) = 7.93 W/kg; SAR(10 g) = 2.24 W/kg

Maximum value of SAR (measured) = 19.3 W/kg

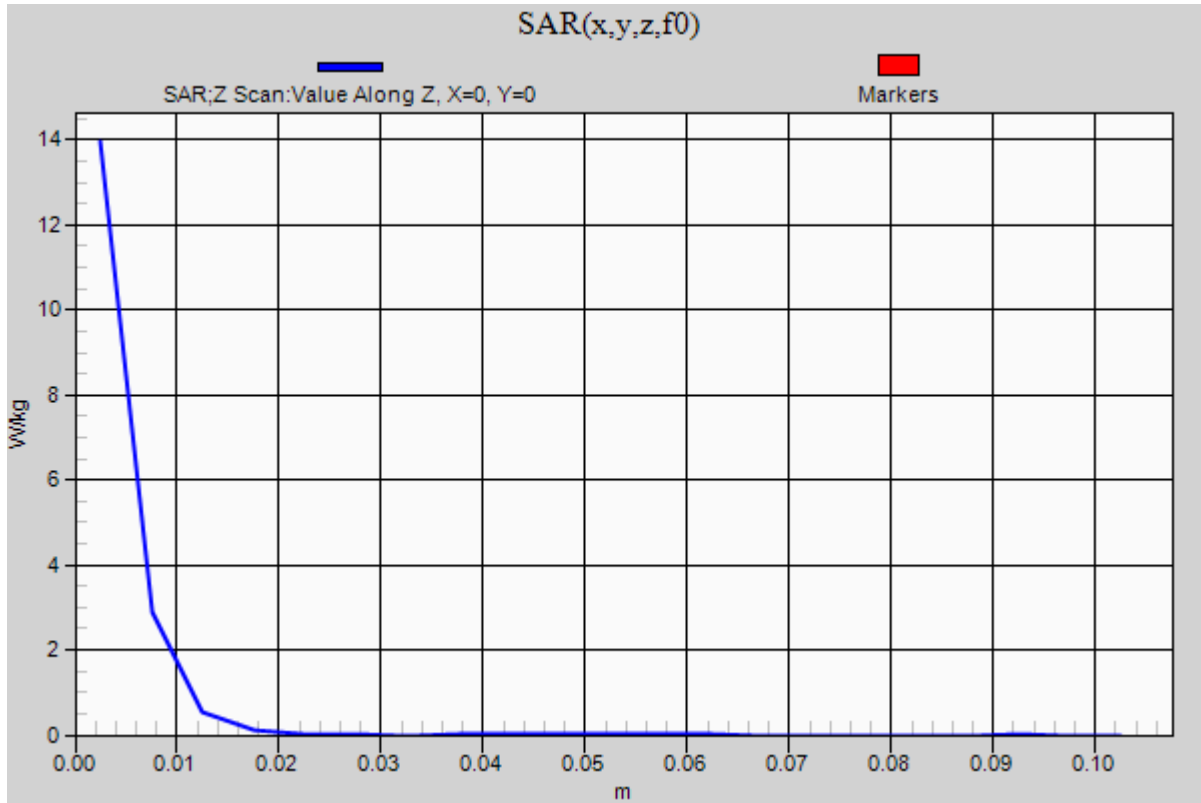


0 dB = 19.3 W/kg = 12.86 dBW/kg

20180619_SystemPerformanceCheck-D5GHzV2 SN 1138

Frequency: 5200 MHz; Duty Cycle: 1:1

Body/5.2 GHz, Pin=100mW/Z Scan (1x1x21): Measurement grid: dx=20mm, dy=20mm, dz=5mm
Maximum value of SAR (measured) = 14.0 W/kg



20180622_SystemPerformanceCheck-D2600V2 SN 1006

Frequency: 2600 MHz; Duty Cycle: 1:1; Room Ambient Temperature: 24.0°C; Liquid Temperature: 23.0°C
 Medium parameters used: $f = 2600$ MHz; $\sigma = 1.889$ S/m; $\epsilon_r = 39.967$; $\rho = 1000$ kg/m³

DASY5 Configuration:

- Area Scan Setting: Find Secondary Maximum Within: 2.0 dB and with a peak SAR value greater than 0.0012W/kg
- Electronics: DAE4 Sn1343; Calibrated: 8/21/2017
- Probe: EX3DV4 - SN3871; ConvF(7.45, 7.45, 7.45); Calibrated: 8/23/2017;
- Sensor-Surface: 2.5mm (Mechanical Surface Detection)
- Phantom: SAM with CRP; Type: SAM;

Head/Pin=100 mW/Area Scan (8x8x1): Measurement grid: dx=12mm, dy=12mm

Maximum value of SAR (measured) = 6.34 W/kg

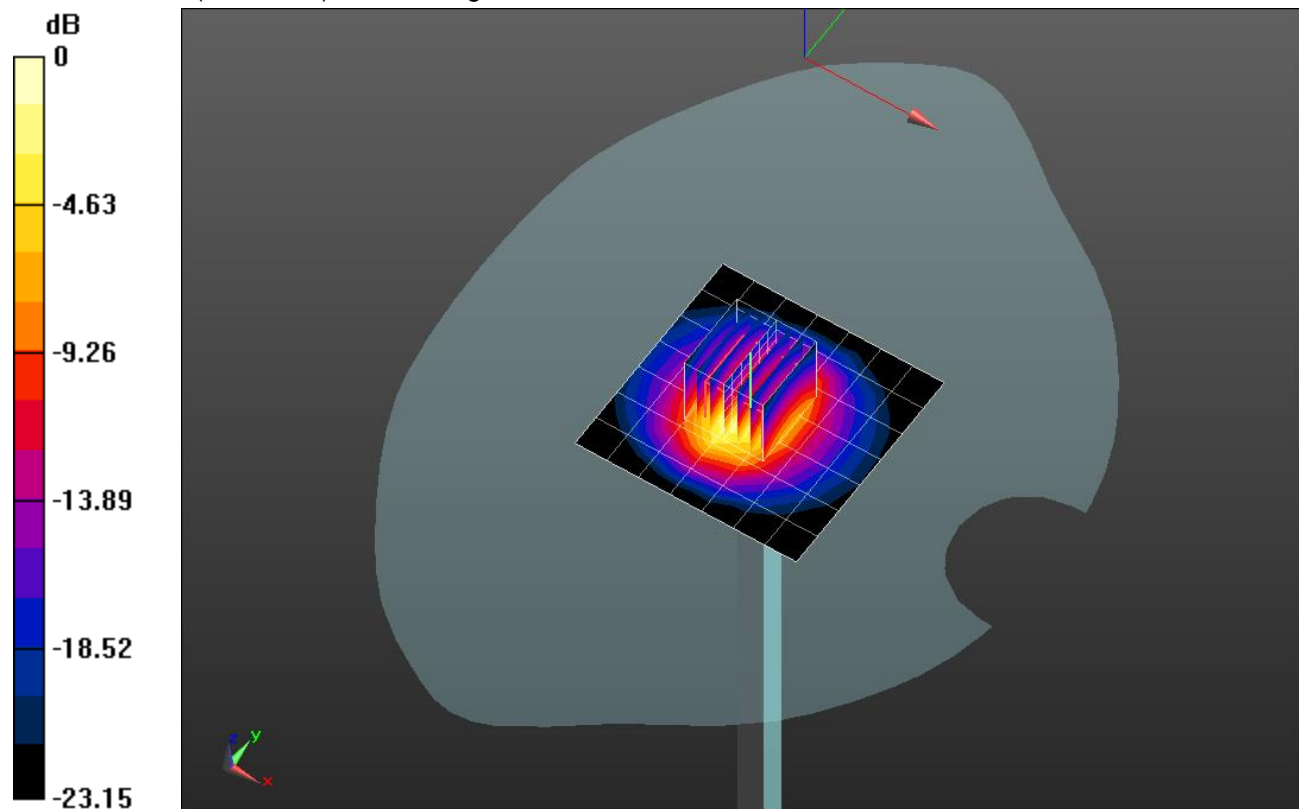
Head/Pin=100 mW/Zoom Scan (7x7x7)/Cube 0: Measurement grid: dx=5mm, dy=5mm, dz=5mm

Reference Value = 60.26 V/m; Power Drift = 0.19 dB

Peak SAR (extrapolated) = 10.9 W/kg

SAR(1 g) = 5.11 W/kg; SAR(10 g) = 2.29 W/kg

Maximum value of SAR (measured) = 7.38 W/kg



0 dB = 7.38 W/kg = 8.68 dBW/kg

20180622_SystemPerformanceCheck-D2600V2 SN 1006

Frequency: 2600 MHz; Duty Cycle: 1:1

Head/Pin=100 mW/Z Scan (1x1x21): Measurement grid: dx=20mm, dy=20mm, dz=5mm

Maximum value of SAR (measured) = 6.95 W/kg

