



TEST SETUP PHOTOS

Report Number: 12204447-EP1V1

1. SCOPE

The purpose of this document is to show test setup diagrams and photos for the following reports


Reports
12204447-EP1 V1

2. SETUP PHOTOS


2.1. WLAN TECHNOLOGIES

2.1.1. 2.4GHz(DTS/UNII/BT/BLE/HDR) TECHNOLOGIES

ANTENNA PORT AND AC LINE CONDUCTED SETUP



RF ANTENNA PORT CONDUCTED



AC LINE CONDUCTED (FRONT)




AC LINE CONDUCTED (BACK)




**AC LINE CONDUCTED WITH LAPTOP
(FRONT)**



**AC LINE CONDUCTED WITH LAPTOP
(BACK)**

RADIATED RF MEASUREMENT SETUP




2.2. DYNAMIC FREQUENCY SELECTION**MEASUREMENT SETUP**

DFS BACK PHOTO (EUT)



DFS FULL SETUP PHOTO (CLIENT MODE SETUP)



DFS FULL SETUP PHOTO (CLIENT-TO-CLIENT COMMUNICATIONS MODE SETUP)



DFS FULL SETUP PHOTO (PEER TO PEER MODE SETUP / EUT)



DFS FULL SETUP PHOTO (PEER TO PEER MODE SETUP / PEER DEVICE)




2.3. NFC TECHNOLOGY

FREQ TOLERANCE AND AC LINE CONDUCTED SETUP






FREQUENCY TOLERANCE



AC LINE CONDUCTED (FRONT)




AC LINE CONDUCTED (BACK)

RADIATED RF MEASUREMENT SETUP**BELOW 30 MHz (FRONT)****BELOW 30 MHz (BACK)****BELOW 1GHz (FRONT)****BELOW 1GHz (BACK)**

2.4. WWAN TECHNOLOGIES



FREQUENCY STABILITY



RF ANTENNA PORT CONDUCTED

2.5. ORIENTATIONS



X-ORIENTATION



Y-ORIENTATION



Z-ORIENTATION