

GSM850

Communication System: UID 10026 - DAC, EDGE-FDD (TDMA, 8PSK, TN 0-1); Frequency: 836.6 MHz;Duty Cycle: 1:9.01571

T-Coil scan (scan for ANSI C63.19 2011 compliance)/GSM850 Ch 190 UAT/z (axial) wideband at best S/N/ABM Freq Resp(x,y,z,f) (1x1x1):

Measurement grid: dx=10mm, dy=10mm

Signal Type: Audio File (.wav) 48k_voice_300-3000_2s.wav

Output Gain: 60.05

Measure Window Start: 300ms

Measure Window Length: 2000ms

BWC applied: 10.80 dB

Device Reference Point: 0, 0, -6.3 mm

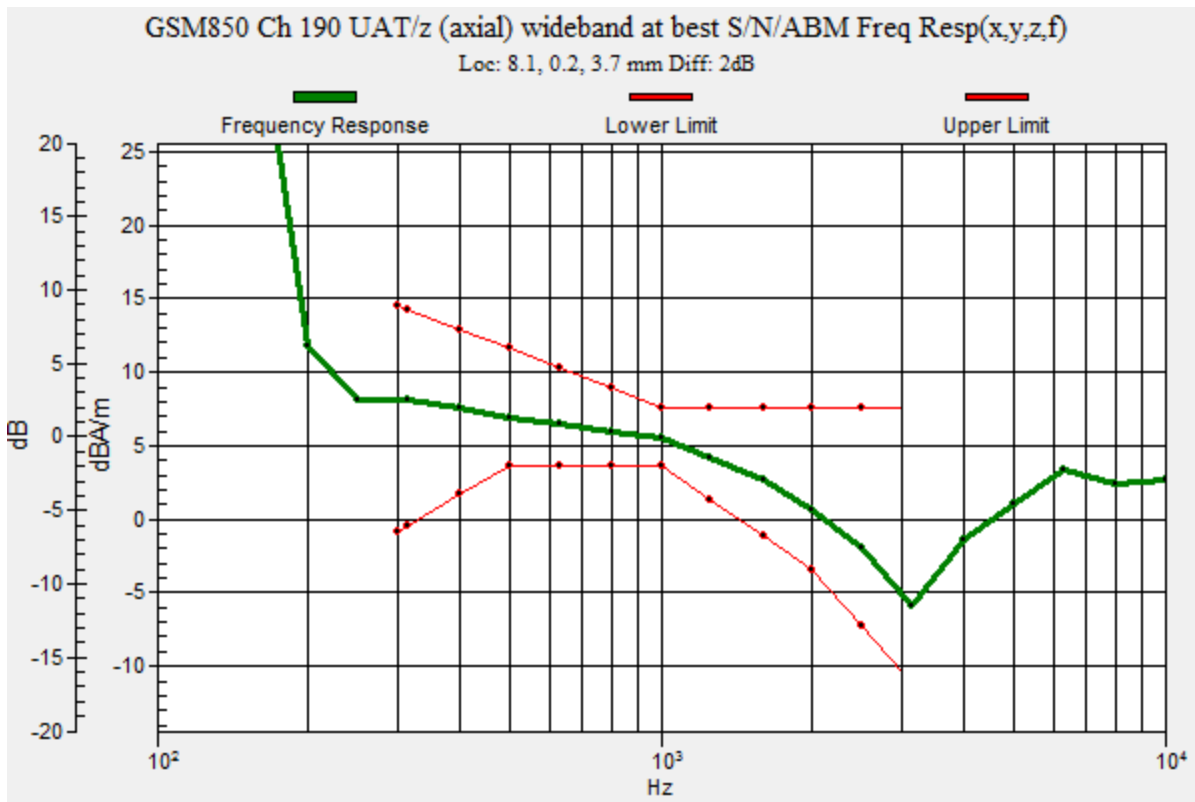
Category	Telephone parameters WD signal quality [(signal+noise)-to-noise ratio in decibels]
Category T1	0 dB to 10 dB
Category T2	10 dB to 20 dB
Category T3	20 dB to 30 dB
Category T4	> 30 dB

Cursor:

Diff = 2.00 dB

BWC Factor = 10.80 dB

Location: 8.1, 0.2, 3.7 mm



GSM850

Communication System: UID 10026 - DAC, EDGE-FDD (TDMA, 8PSK, TN 0-1); Frequency: 836.6 MHz; Duty Cycle: 1:9.01571

Phantom section: TCoil Section

DASY5 Configuration:

- Probe: AM1DV3 - 3092; ; Calibrated: 7/20/2017
- Sensor-Surface: 0mm (Fix Surface)
- Electronics: DAE4 Sn1357; Calibrated: 2/8/2018
- Phantom: HAC Test Arch with AMCC; Type: SD HAC P01 BB
- Measurement SW: DASY52, Version 52.10 (0);SEMCAD X Version 14.6.10 (7417)

T-Coil scan (scan for ANSI C63.19 2011 compliance)/GSM850 Ch 190 UAT/z (axial)

4.2mm 50 x 50/ABM Interpolated SNR(x,y,z) (121x121x1): Interpolated grid: dx=1.000 mm, dy=1.000 mm

Signal Type: Audio File (.wav) 48k_voice_1kHz_1s.wav

Output Gain: 30.62

Measure Window Start: 300ms

Measure Window Length: 1000ms

BWC applied: 0.16 dB

Device Reference Point: 0, 0, -6.3 mm

Cursor:

ABM1/ABM2 = 51.29 dB


ABM1 comp = 5.20 dBA/m

BWC Factor = 0.16 dB

Location: 7.9, 0, 3.7 mm

ABM2 = -24.50 dBA/m

Location: 25, 12.5, 3.7 mm



0 dB = 1.000 = 0.00 dB

GSM850

Communication System: UID 10026 - DAC, EDGE-FDD (TDMA, 8PSK, TN 0-1); Frequency: 836.6 MHz; Duty Cycle: 1:9.01571

Phantom section: TCoil Section

DASY5 Configuration:

- Probe: AM1DV3 - 3092; ; Calibrated: 7/20/2017
- Sensor-Surface: 0mm (Fix Surface)
- Electronics: DAE4 Sn1357; Calibrated: 2/8/2018
- Phantom: HAC Test Arch with AMCC; Type: SD HAC P01 BB
- Measurement SW: DASY52, Version 52.10 (0);SEMCAD X Version 14.6.10 (7417)

T-Coil scan (scan for ANSI C63.19 2011 compliance)/GSM850 Ch 190 UAT/y (transversal)

4.2mm 50 x 50/ABM Interpolated SNR(x,y,z) (121x121x1): Interpolated grid: dx=1.000 mm, dy=1.000 mm

Signal Type: Audio File (.wav) 48k_voice_1kHz_1s.wav

Output Gain: 30.62

Measure Window Start: 300ms

Measure Window Length: 1000ms

BWC applied: 0.16 dB

Device Reference Point: 0, 0, -6.3 mm

Cursor:

ABM1/ABM2 = 41.19 dB


ABM1 comp = -2.34 dBA/m

BWC Factor = 0.16 dB

Location: 7.1, -12.9, 3.7 mm

ABM2 = -28.50 dBA/m

Location: 25, 4.2, 3.7 mm



0 dB = 1.000 = 0.00 dB

GSM1900

Communication System: UID 10026 - DAC, EDGE-FDD (TDMA, 8PSK, TN 0-1); Frequency: 1880 MHz; Duty Cycle: 1:9.01571

T-Coil scan (scan for ANSI C63.19 2011 compliance)/GSM1900 Ch 661 UAT/z (axial) wideband at best S/N/ABM Freq Resp(x,y,z,f) (1x1x1): Measurement grid: dx=10mm, dy=10mm

Signal Type: Audio File (.wav) 48k_voice_300-3000_2s.wav

Output Gain: 60.05

Measure Window Start: 300ms

Measure Window Length: 2000ms

BWC applied: 10.80 dB

Device Reference Point: 0, 0, -6.3 mm

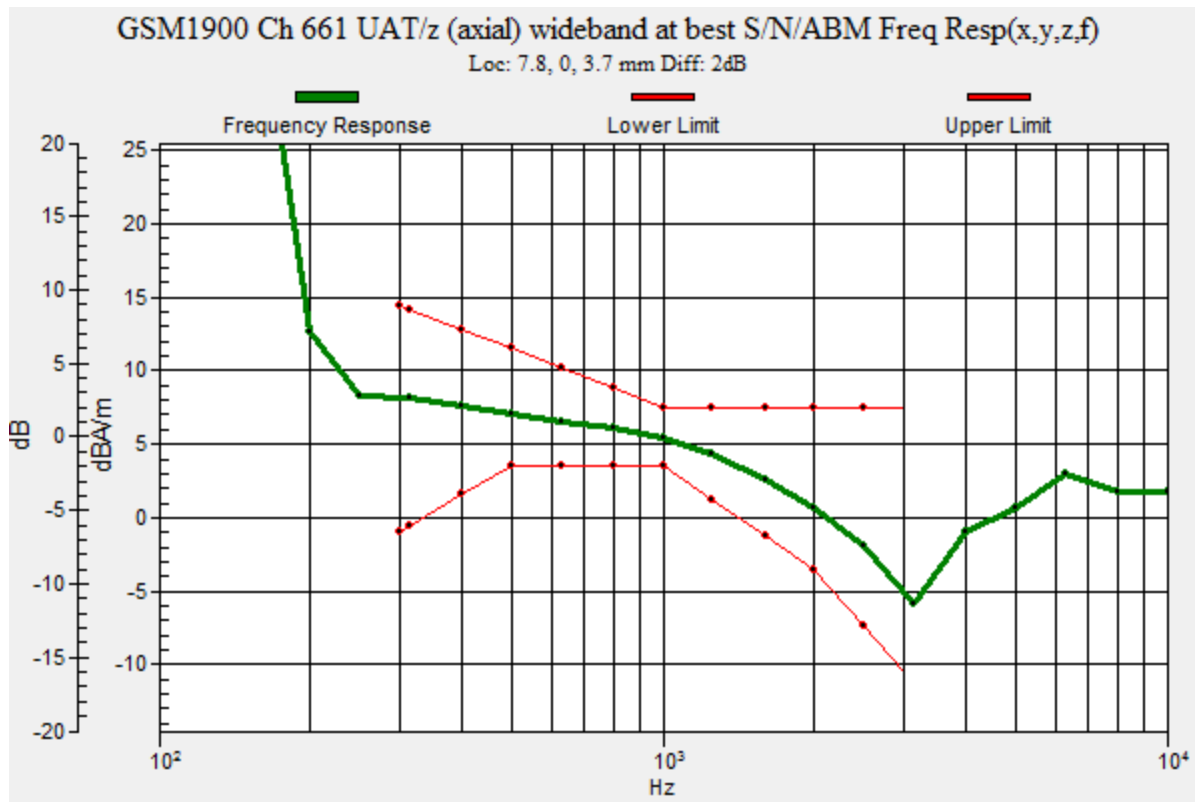
Category	Telephone parameters WD signal quality [(signal+noise)-to-noise ratio in decibels]
Category T1	0 dB to 10 dB
Category T2	10 dB to 20 dB
Category T3	20 dB to 30 dB
Category T4	> 30 dB

Cursor:

Diff = 2.00 dB

BWC Factor = 10.80 dB

Location: 7.8, 0, 3.7 mm



GSM1900

Communication System: UID 10026 - DAC, EDGE-FDD (TDMA, 8PSK, TN 0-1); Frequency: 1880 MHz; Duty Cycle: 1:9.01571

Phantom section: TCoil Section

DASY5 Configuration:

- Probe: AM1DV3 - 3092; ; Calibrated: 7/20/2017
- Sensor-Surface: 0mm (Fix Surface)
- Electronics: DAE4 Sn1357; Calibrated: 2/8/2018
- Phantom: HAC Test Arch with AMCC; Type: SD HAC P01 BB
- Measurement SW: DASY52, Version 52.10 (0);SEMCAD X Version 14.6.10 (7417)

T-Coil scan (scan for ANSI C63.19 2011 compliance)/GSM1900 Ch 661 UAT/z (axial)

4.2mm 50 x 50/ABM Interpolated SNR(x,y,z) (121x121x1): Interpolated grid: dx=1.000 mm, dy=1.000

mm

Signal Type: Audio File (.wav) 48k_voice_1kHz_1s.wav

Output Gain: 30.62

Measure Window Start: 300ms

Measure Window Length: 1000ms

BWC applied: 0.16 dB

Device Reference Point: 0, 0, -6.3 mm

Cursor:

ABM1/ABM2 = 51.27 dB


ABM1 comp = 5.13 dBA/m

BWC Factor = 0.16 dB

Location: 7.9, 0, 3.7 mm

ABM2 = -25.50 dBA/m

Location: 25, 16.7, 3.7 mm



0 dB = 1.000 = 0.00 dB

GSM1900

Communication System: UID 10026 - DAC, EDGE-FDD (TDMA, 8PSK, TN 0-1); Frequency: 1880 MHz; Duty Cycle: 1:9.01571

Phantom section: TCoil Section

DASY5 Configuration:

- Probe: AM1DV3 - 3092; ; Calibrated: 7/20/2017
- Sensor-Surface: 0mm (Fix Surface)
- Electronics: DAE4 Sn1357; Calibrated: 2/8/2018
- Phantom: HAC Test Arch with AMCC; Type: SD HAC P01 BB
- Measurement SW: DASY52, Version 52.10 (0);SEMCAD X Version 14.6.10 (7417)

T-Coil scan (scan for ANSI C63.19 2011 compliance)/GSM1900 Ch 661 UAT/y (transversal) 4.2mm 50 x 50/ABM Interpolated SNR(x,y,z) (121x121x1):

Interpolated grid: dx=1.000 mm, dy=1.000 mm

Signal Type: Audio File (.wav) 48k_voice_1kHz_1s.wav

Output Gain: 30.62

Measure Window Start: 300ms

Measure Window Length: 1000ms

BWC applied: 0.16 dB

Device Reference Point: 0, 0, -6.3 mm

Cursor:

ABM1/ABM2 = 42.39 dB


ABM1 comp = -2.00 dBA/m

BWC Factor = 0.16 dB

Location: 7.5, -12.9, 3.7 mm

ABM2 = -29.78 dBA/m

Location: 25, 8.3, 3.7 mm



0 dB = 1.000 = 0.00 dB

W-CDMA Band II

Communication System: UID 10225 - CAB, UMTS-FDD (HSPA+); Frequency: 836.6 MHz; Duty Cycle: 1:3.95367

T-Coil scan (scan for ANSI C63.19 2011 compliance)/W-CDMA Band II Ch. 9400 UAT/z (axial) wideband at best S/N/ABM Freq Resp(x,y,z,f) (1x1x1):

Measurement grid: dx=10mm, dy=10mm

Signal Type: Audio File (.wav) 48k_voice_300-3000_2s.wav

Output Gain: 60.05

Measure Window Start: 300ms

Measure Window Length: 2000ms

BWC applied: 10.80 dB

Device Reference Point: 0, 0, -6.3 mm

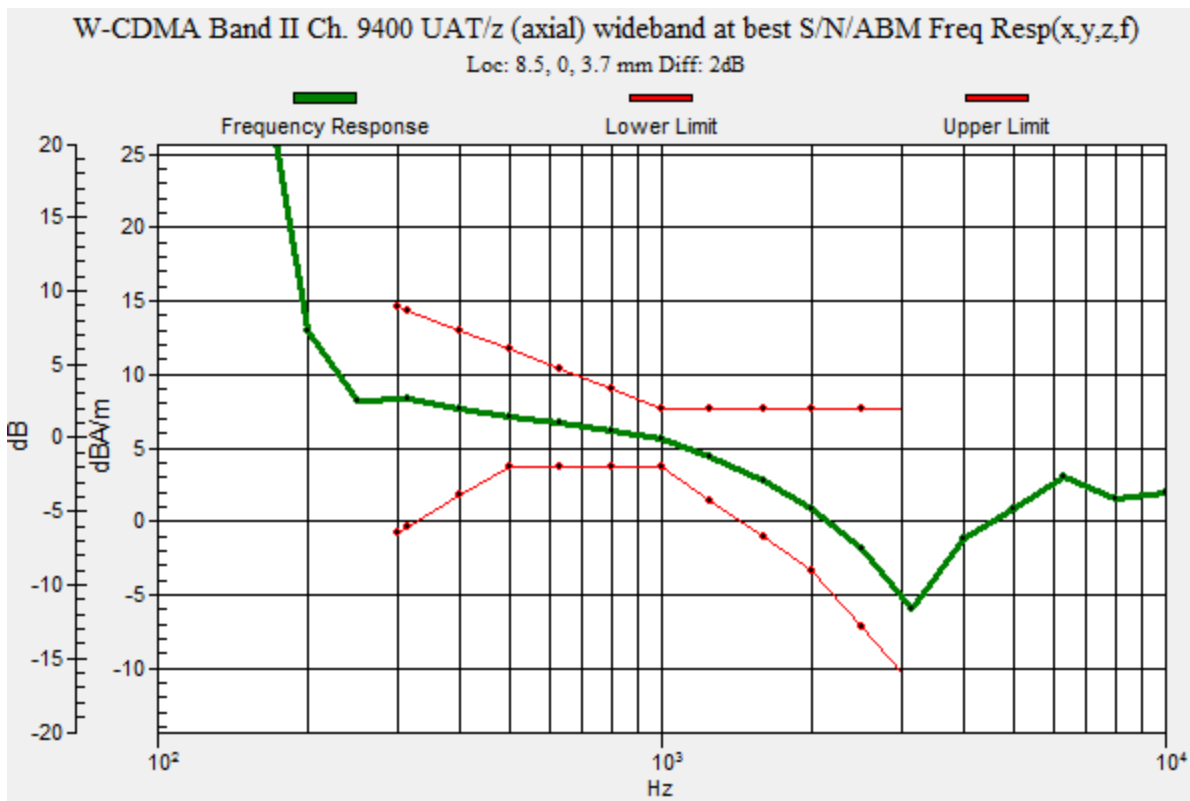
Category	Telephone parameters WD signal quality [(signal+noise)-to-noise ratio in decibels]
Category T1	0 dB to 10 dB
Category T2	10 dB to 20 dB
Category T3	20 dB to 30 dB
Category T4	> 30 dB

Cursor:

Diff = 2.00 dB

BWC Factor = 10.80 dB

Location: 8.5, 0, 3.7 mm



W-CDMA Band II

Communication System: UID 10225 - CAB, UMTS-FDD (HSPA+); Frequency: 836.6 MHz; Duty Cycle: 1:3.95367

Phantom section: TCoil Section

DASY5 Configuration:

- Probe: AM1DV3 - 3092; ; Calibrated: 7/20/2017
- Sensor-Surface: 0mm (Fix Surface)
- Electronics: DAE4 Sn1357; Calibrated: 2/8/2018
- Phantom: HAC Test Arch with AMCC; Type: SD HAC P01 BB
- Measurement SW: DASY52, Version 52.10 (0);SEMCAD X Version 14.6.10 (7417)

T-Coil scan (scan for ANSI C63.19 2011 compliance)/W-CDMA Band II Ch. 9400 UAT/z (axial) 4.2mm 50 x 50/ABM Interpolated SNR(x,y,z) (121x121x1): Interpolated grid: dx=1.000 mm, dy=1.000 mm

Signal Type: Audio File (.wav) 48k_voice_1kHz_1s.wav

Output Gain: 30.62

Measure Window Start: 300ms

Measure Window Length: 1000ms

BWC applied: 0.16 dB

Device Reference Point: 0, 0, -6.3 mm

Cursor:

ABM1/ABM2 = 51.52 dB


ABM1 comp = 5.14 dBA/m

BWC Factor = 0.16 dB

Location: 8.3, 0, 3.7 mm

ABM2 = -25.62 dBA/m

Location: 25, 12.5, 3.7 mm



0 dB = 1.000 = 0.00 dB

W-CDMA Band II

Communication System: UID 10225 - CAB, UMTS-FDD (HSPA+); Frequency: 836.6 MHz; Duty Cycle: 1:3.95367

Phantom section: TCoil Section

DASY5 Configuration:

- Probe: AM1DV3 - 3092; ; Calibrated: 7/20/2017
- Sensor-Surface: 0mm (Fix Surface)
- Electronics: DAE4 Sn1357; Calibrated: 2/8/2018
- Phantom: HAC Test Arch with AMCC; Type: SD HAC P01 BB
- Measurement SW: DASY52, Version 52.10 (0);SEMCAD X Version 14.6.10 (7417)

T-Coil scan (scan for ANSI C63.19 2011 compliance)/W-CDMA Band II Ch. 9400 UAT/y (transversal) 4.2mm 50 x 50/ABM Interpolated SNR(x,y,z) (121x121x1): Interpolated grid:

dx=1.000 mm, dy=1.000 mm

Signal Type: Audio File (.wav) 48k_voice_1kHz_1s.wav

Output Gain: 30.62

Measure Window Start: 300ms

Measure Window Length: 1000ms

BWC applied: 0.16 dB

Device Reference Point: 0, 0, -6.3 mm

Cursor:

ABM1/ABM2 = 41.40 dB


ABM1 comp = -3.72 dBA/m

BWC Factor = 0.16 dB

Location: 5.8, -14.6, 3.7 mm

ABM2 = -29.46 dBA/m

Location: 25, 4.2, 3.7 mm



0 dB = 1.000 = 0.00 dB

W-CDMA Band IV

Communication System: UID 10225 - CAB, UMTS-FDD (HSPA+); Frequency: 1732.6 MHz; Duty Cycle: 1:3.95367

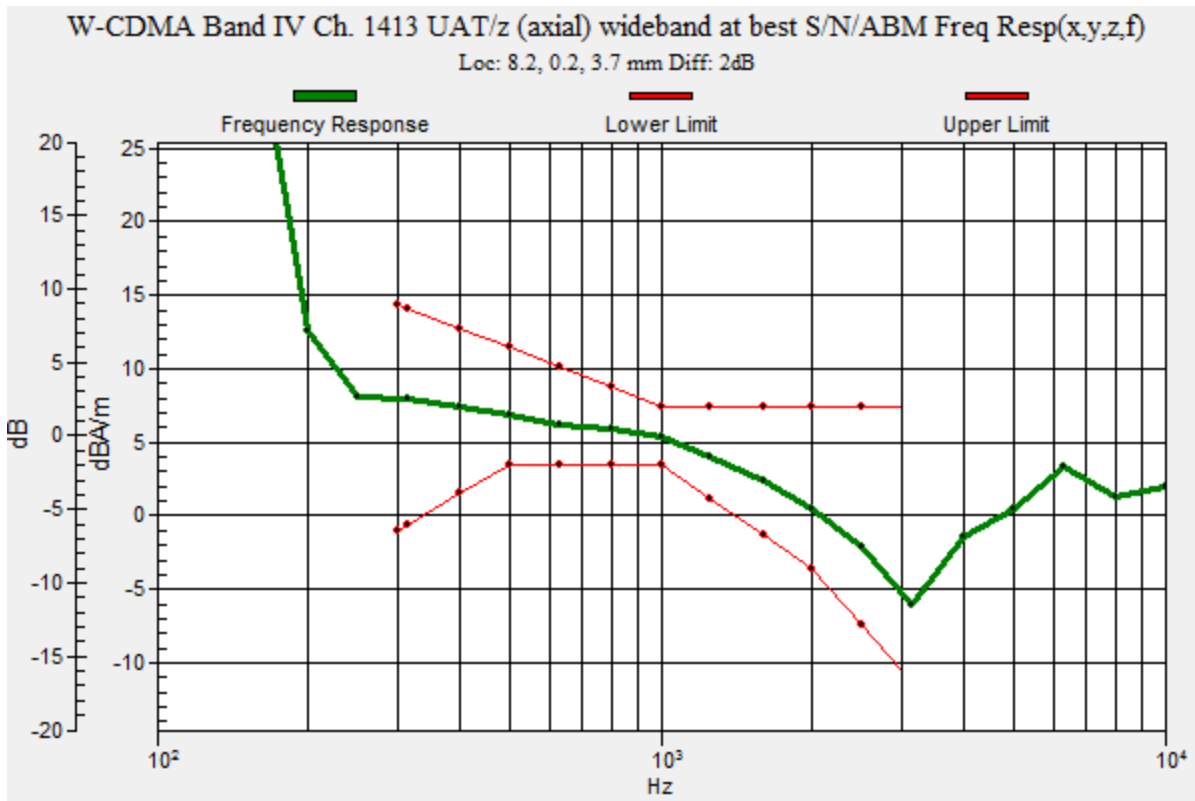
T-Coil scan (scan for ANSI C63.19 2011 compliance)/W-CDMA Band IV Ch. 1413 UAT/z (axial) wideband at best S/N/ABM Freq Resp(x,y,z,f) (1x1x1): Measurement grid: dx=10mm, dy=10mm

Signal Type: Audio File (.wav) 48k_voice_300-3000_2s.wav
 Output Gain: 60.05
 Measure Window Start: 300ms
 Measure Window Length: 2000ms
 BWC applied: 10.80 dB
 Device Reference Point: 0, 0, -6.3 mm

Category	Telephone parameters WD signal quality [(signal+noise)-to-noise ratio in decibels]
Category T1	0 dB to 10 dB
Category T2	10 dB to 20 dB
Category T3	20 dB to 30 dB
Category T4	> 30 dB

Cursor:

Diff = 2.00 dB
 BWC Factor = 10.80 dB
 Location: 8.2, 0.2, 3.7 mm



W-CDMA Band IV

Communication System: UID 10225 - CAB, UMTS-FDD (HSPA+); Frequency: 1732.6 MHz; Duty Cycle: 1:3.95367

Phantom section: TCoil Section

DASY5 Configuration:

- Probe: AM1DV3 - 3092; ; Calibrated: 7/20/2017
- Sensor-Surface: 0mm (Fix Surface)
- Electronics: DAE4 Sn1357; Calibrated: 2/8/2018
- Phantom: HAC Test Arch with AMCC; Type: SD HAC P01 BB
- Measurement SW: DASY52, Version 52.10 (0);SEMCAD X Version 14.6.10 (7417)

T-Coil scan (scan for ANSI C63.19 2011 compliance)/W-CDMA Band IV Ch. 1413 UAT/z (axial) 4.2mm 50 x 50/ABM Interpolated SNR(x,y,z) (121x121x1): Interpolated grid: dx=1.000 mm, dy=1.000 mm

Signal Type: Audio File (.wav) 48k_voice_1kHz_1s.wav

Output Gain: 30.62

Measure Window Start: 300ms

Measure Window Length: 1000ms

BWC applied: 0.16 dB

Device Reference Point: 0, 0, -6.3 mm

Cursor:

ABM1/ABM2 = 52.32 dB


ABM1 comp = 5.32 dBA/m

BWC Factor = 0.16 dB

Location: 8.3, 0, 3.7 mm

ABM2 = -25.74 dBA/m

Location: 25, 12.5, 3.7 mm



0 dB = 1.000 = 0.00 dB

W-CDMA Band IV

Communication System: UID 10225 - CAB, UMTS-FDD (HSPA+); Frequency: 1732.6 MHz; Duty Cycle: 1:3.95367

Phantom section: TCoil Section

DASY5 Configuration:

- Probe: AM1DV3 - 3092; ; Calibrated: 7/20/2017
- Sensor-Surface: 0mm (Fix Surface)
- Electronics: DAE4 Sn1357; Calibrated: 2/8/2018
- Phantom: HAC Test Arch with AMCC; Type: SD HAC P01 BB
- Measurement SW: DASY52, Version 52.10 (0);SEMCAD X Version 14.6.10 (7417)

T-Coil scan (scan for ANSI C63.19 2011 compliance)/W-CDMA Band IV Ch. 1413 UAT/y (transversal) 4.2mm 50 x 50/ABM Interpolated SNR(x,y,z) (121x121x1): Interpolated grid:

dx=1.000 mm, dy=1.000 mm

Signal Type: Audio File (.wav) 48k_voice_1kHz_1s.wav

Output Gain: 30.62

Measure Window Start: 300ms

Measure Window Length: 1000ms

BWC applied: 0.16 dB

Device Reference Point: 0, 0, -6.3 mm

Cursor:

ABM1/ABM2 = 41.86 dB


ABM1 comp = -2.93 dBA/m

BWC Factor = 0.16 dB

Location: 7.1, -14.2, 3.7 mm

ABM2 = -30.01 dBA/m

Location: 25, 4.2, 3.7 mm



0 dB = 1.000 = 0.00 dB

W-CDMA Band V

Communication System: UID 10225 - CAB, UMTS-FDD (HSPA+); Frequency: 836.6 MHz; Duty Cycle: 1:3.95367

T-Coil scan (scan for ANSI C63.19 2011 compliance)/W-CDMA Band V Ch. 4183 UAT/z (axial) wideband at best S/N/ABM Freq Resp(x,y,z,f) (1x1x1):

Measurement grid: dx=10mm, dy=10mm

Signal Type: Audio File (.wav) 48k_voice_300-3000_2s.wav

Output Gain: 60.05

Measure Window Start: 300ms

Measure Window Length: 2000ms

BWC applied: 10.80 dB

Device Reference Point: 0, 0, -6.3 mm

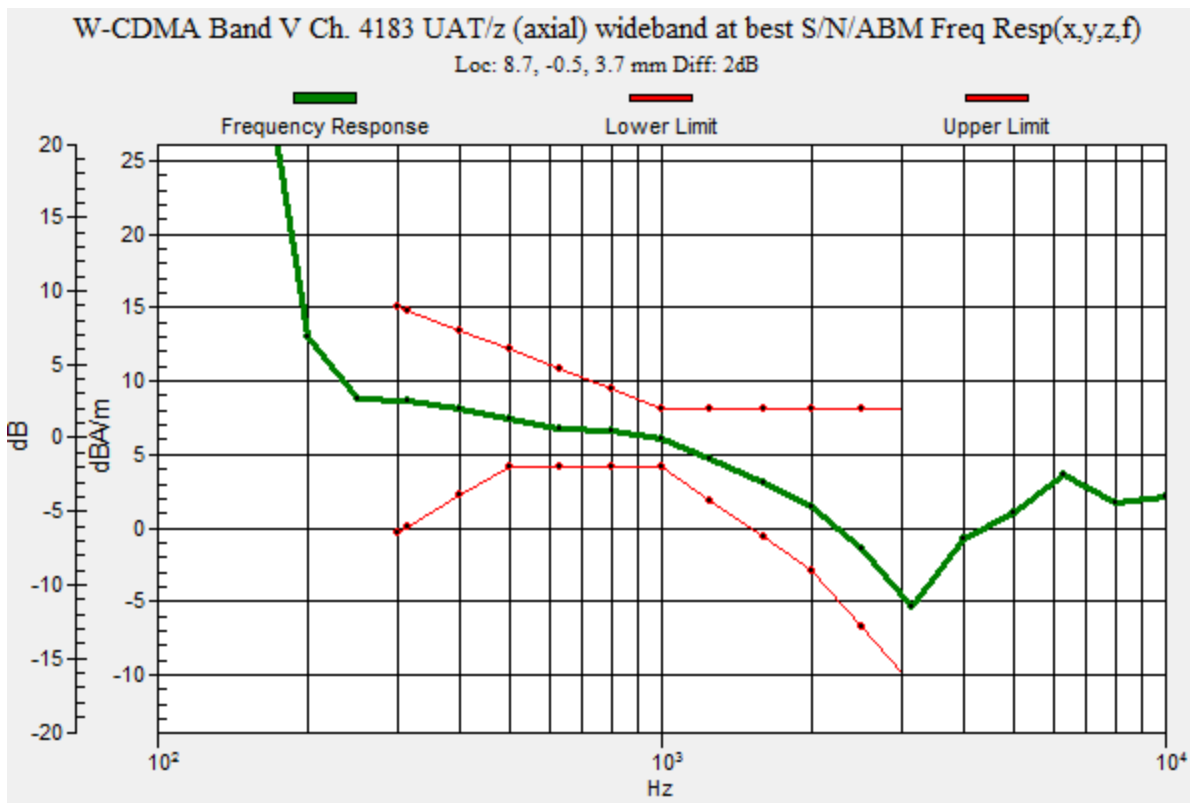
Category	Telephone parameters WD signal quality [(signal+noise)-to-noise ratio in decibels]
Category T1	0 dB to 10 dB
Category T2	10 dB to 20 dB
Category T3	20 dB to 30 dB
Category T4	> 30 dB

Cursor:

Diff = 2.00 dB

BWC Factor = 10.80 dB

Location: 8.7, -0.5, 3.7 mm



W-CDMA Band V

Communication System: UID 10225 - CAB, UMTS-FDD (HSPA+); Frequency: 836.6 MHz; Duty Cycle: 1:3.95367

Phantom section: TCoil Section

DASY5 Configuration:

- Probe: AM1DV3 - 3092; ; Calibrated: 7/20/2017
- Sensor-Surface: 0mm (Fix Surface)
- Electronics: DAE4 Sn1357; Calibrated: 2/8/2018
- Phantom: HAC Test Arch with AMCC; Type: SD HAC P01 BB
- Measurement SW: DASY52, Version 52.10 (0);SEMCAD X Version 14.6.10 (7417)

T-Coil scan (scan for ANSI C63.19 2011 compliance)/W-CDMA Band V Ch. 4183 UAT/z (axial) 4.2mm 50 x 50/ABM Interpolated SNR(x,y,z) (121x121x1): Interpolated grid: dx=1.000 mm, dy=1.000 mm

Signal Type: Audio File (.wav) 48k_voice_1kHz_1s.wav

Output Gain: 30.62

Measure Window Start: 300ms

Measure Window Length: 1000ms

BWC applied: 0.16 dB

Device Reference Point: 0, 0, -6.3 mm

Cursor:

ABM1/ABM2 = 51.13 dB


ABM1 comp = 5.66 dBA/m

BWC Factor = 0.16 dB

Location: 8.8, -0.4, 3.7 mm

ABM2 = -25.55 dBA/m

Location: 25, 12.5, 3.7 mm



0 dB = 1.000 = 0.00 dB

W-CDMA Band V

Communication System: UID 10225 - CAB, UMTS-FDD (HSPA+); Frequency: 836.6 MHz; Duty Cycle: 1:3.95367

Phantom section: TCoil Section

DASY5 Configuration:

- Probe: AM1DV3 - 3092; ; Calibrated: 7/20/2017
- Sensor-Surface: 0mm (Fix Surface)
- Electronics: DAE4 Sn1357; Calibrated: 2/8/2018
- Phantom: HAC Test Arch with AMCC; Type: SD HAC P01 BB
- Measurement SW: DASY52, Version 52.10 (0);SEMCAD X Version 14.6.10 (7417)

T-Coil scan (scan for ANSI C63.19 2011 compliance)/W-CDMA Band V Ch. 4183 UAT/y (transversal) 4.2mm 50 x 50/ABM Interpolated SNR(x,y,z) (121x121x1): Interpolated grid:

dx=1.000 mm, dy=1.000 mm

Signal Type: Audio File (.wav) 48k_voice_1kHz_1s.wav

Output Gain: 30.62

Measure Window Start: 300ms

Measure Window Length: 1000ms

BWC applied: 0.16 dB

Device Reference Point: 0, 0, -6.3 mm

Cursor:

ABM1/ABM2 = 41.03 dB


ABM1 comp = -2.43 dBA/m

BWC Factor = 0.16 dB

Location: 7.9, -14.2, 3.7 mm

ABM2 = -28.78 dBA/m

Location: 25, 0, 3.7 mm



0 dB = 1.000 = 0.00 dB

Ev-Do BC0

Communication System: UID 0, CDMA2000 (0); Frequency: 836.52 MHz;Duty Cycle: 1:1

T-Coil scan (scan for ANSI C63.19 2011 compliance)/Ev-Do BC0 Ch. 384 UAT/z (axial) wideband at best S/N/ABM Freq Resp(x,y,z,f) (1x1x1):

Measurement grid: dx=10mm, dy=10mm

Signal Type: Audio File (.wav) 48k_voice_300-3000_2s.wav

Output Gain: 60.05

Measure Window Start: 300ms

Measure Window Length: 2000ms

BWC applied: 10.80 dB

Device Reference Point: 0, 0, -6.3 mm

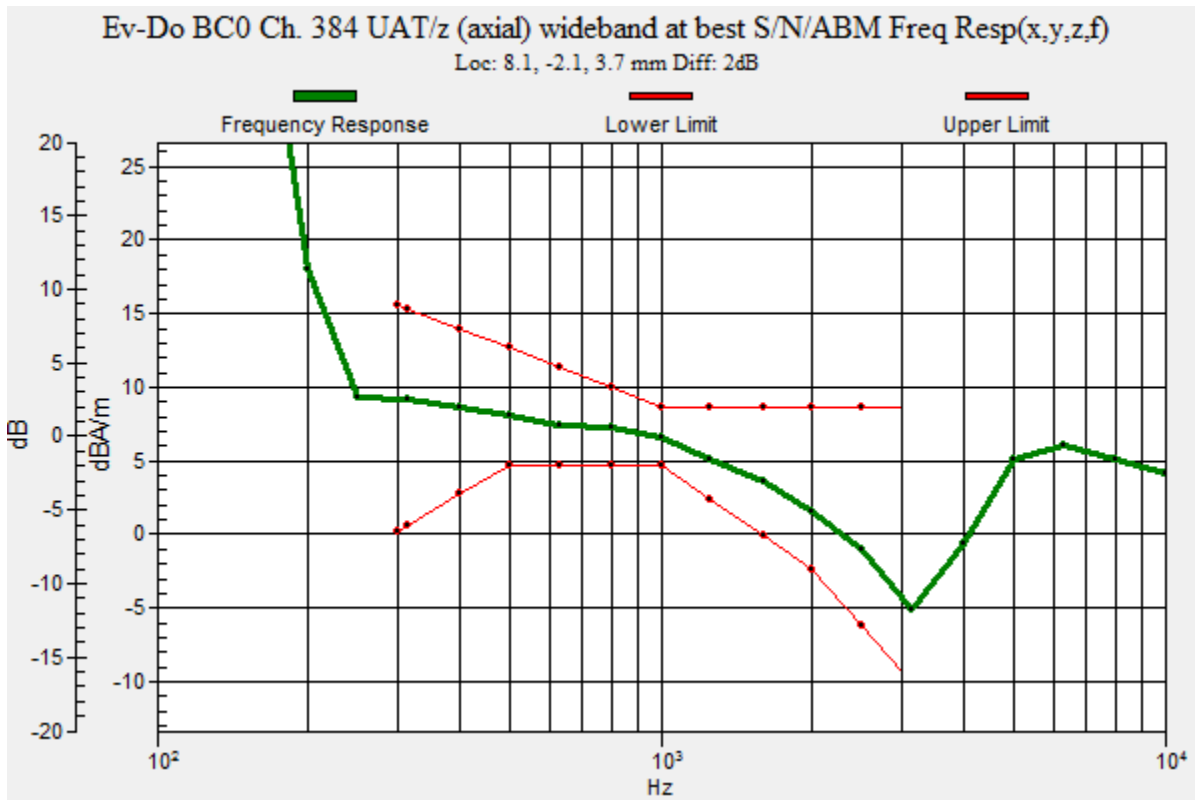
Category	Telephone parameters WD signal quality [(signal+noise)-to-noise ratio in decibels]
Category T1	0 dB to 10 dB
Category T2	10 dB to 20 dB
Category T3	20 dB to 30 dB
Category T4	> 30 dB

Cursor:

Diff = 2.00 dB

BWC Factor = 10.80 dB

Location: 8.1, -2.1, 3.7 mm



Ev-Do BC0

Communication System: UID 0, CDMA2000 (0); Frequency: 836.52 MHz; Duty Cycle: 1:1

Phantom section: TCoil Section

DASY5 Configuration:

- Probe: AM1DV3 - 3083; ; Calibrated: 1/15/2018
- Sensor-Surface: 0mm (Fix Surface)
- Electronics: DAE4 Sn1357; Calibrated: 2/8/2018
- Phantom: HAC Test Arch with AMCC; Type: SD HAC P01 BB
- Measurement SW: DASY52, Version 52.10 (0);SEMCAD X Version 14.6.10 (7417)

T-Coil scan (scan for ANSI C63.19 2011 compliance)/Ev-Do BC0 Ch. 384 UAT/z (axial)

4.2mm 50 x 50/ABM Interpolated SNR(x,y,z) (121x121x1): Interpolated grid: dx=1.000 mm, dy=1.000 mm

Signal Type: Audio File (.wav) 48k_voice_1kHz_1s.wav

Output Gain: 30.62

Measure Window Start: 300ms

Measure Window Length: 1000ms

BWC applied: 0.16 dB

Device Reference Point: 0, 0, -6.3 mm

Cursor:

ABM1/ABM2 = 51.21 dB


ABM1 comp = 6.42 dBA/m

BWC Factor = 0.16 dB

Location: 7.9, -2.1, 3.7 mm

ABM2 = -25.00 dBA/m

Location: 25, 12.5, 3.7 mm



0 dB = 1.000 = 0.00 dB

Ev-Do BC0

Communication System: UID 0, CDMA2000 (0); Frequency: 836.52 MHz; Duty Cycle: 1:1

Phantom section: TCoil Section

DASY5 Configuration:

- Probe: AM1DV3 - 3083; ; Calibrated: 1/15/2018
- Sensor-Surface: 0mm (Fix Surface)
- Electronics: DAE4 Sn1357; Calibrated: 2/8/2018
- Phantom: HAC Test Arch with AMCC; Type: SD HAC P01 BB
- Measurement SW: DASY52, Version 52.10 (0);SEMCAD X Version 14.6.10 (7417)

T-Coil scan (scan for ANSI C63.19 2011 compliance)/Ev-Do BC0 Ch. 384 UAT/y (transversal) 4.2mm 50 x 50/ABM Interpolated SNR(x,y,z) (121x121x1):

Interpolated grid:

dx=1.000 mm, dy=1.000 mm

Signal Type: Audio File (.wav) 48k_voice_1kHz_1s.wav

Output Gain: 30.62

Measure Window Start: 300ms

Measure Window Length: 1000ms

BWC applied: 0.16 dB

Device Reference Point: 0, 0, -6.3 mm

Cursor:

ABM1/ABM2 = 37.88 dB


ABM1 comp = -4.12 dBA/m

BWC Factor = 0.16 dB

Location: 4.6, 4.2, 3.7 mm

ABM2 = -26.72 dBA/m

Location: 25, 25, 3.7 mm



0 dB = 1.000 = 0.00 dB

Ev-Do BC1

Communication System: UID 0, CDMA2000 (0); Frequency: 1880 MHz;Duty Cycle: 1:1

T-Coil scan (scan for ANSI C63.19 2011 compliance)/Ev-Do BC1 Ch. 600 UAT/z (axial) wideband at best S/N/ABM Freq Resp(x,y,z,f) (1x1x1):

Measurement grid: dx=10mm, dy=10mm

Signal Type: Audio File (.wav) 48k_voice_300-3000_2s.wav

Output Gain: 60.05

Measure Window Start: 300ms

Measure Window Length: 2000ms

BWC applied: 10.80 dB

Device Reference Point: 0, 0, -6.3 mm

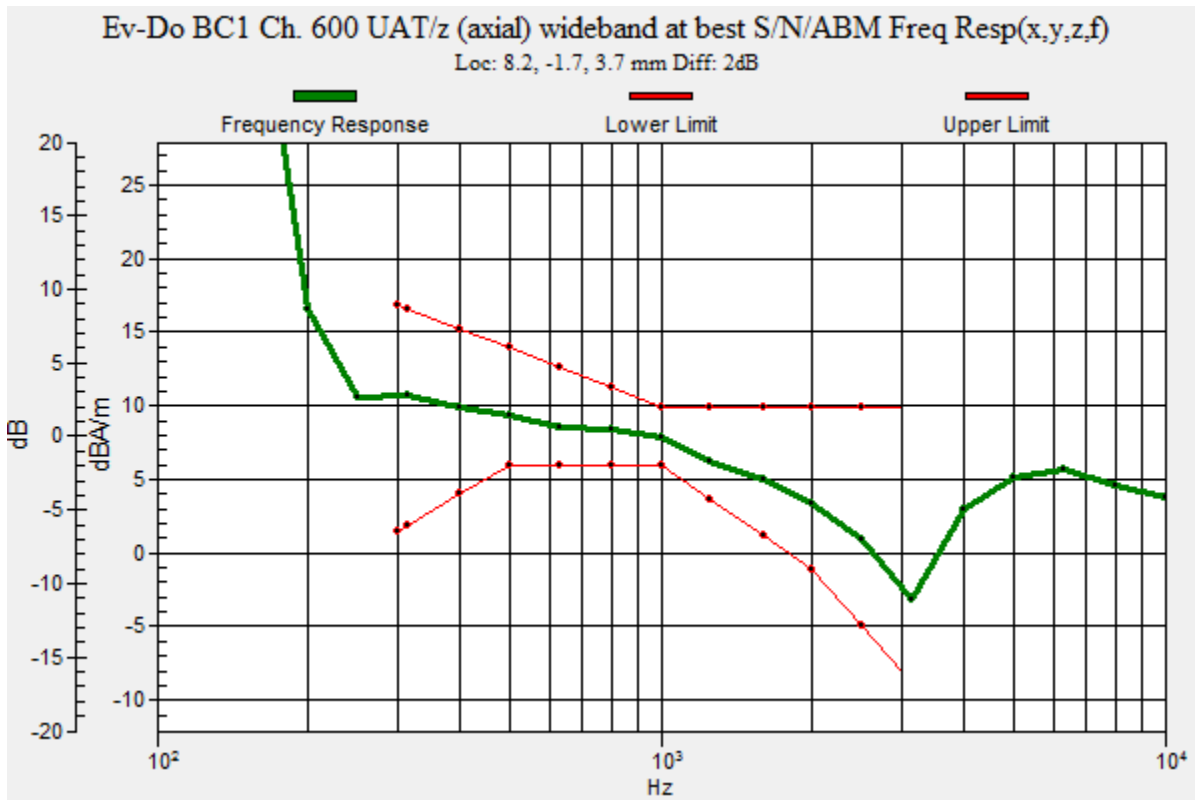
Category	Telephone parameters WD signal quality [(signal+noise)-to-noise ratio in decibels]
Category T1	0 dB to 10 dB
Category T2	10 dB to 20 dB
Category T3	20 dB to 30 dB
Category T4	> 30 dB

Cursor:

Diff = 2.00 dB

BWC Factor = 10.80 dB

Location: 8.2, -1.7, 3.7 mm



Ev-Do BC1

Communication System: UID 0, CDMA2000 (0); Frequency: 1880 MHz; Duty Cycle: 1:1

Phantom section: TCoil Section

DASY5 Configuration:

- Probe: AM1DV3 - 3083; ; Calibrated: 1/15/2018
- Sensor-Surface: 0mm (Fix Surface)
- Electronics: DAE4 Sn1357; Calibrated: 2/8/2018
- Phantom: HAC Test Arch with AMCC; Type: SD HAC P01 BB
- Measurement SW: DASY52, Version 52.10 (0);SEMCAD X Version 14.6.10 (7417)

T-Coil scan (scan for ANSI C63.19 2011 compliance)/Ev-Do BC1 Ch. 600 UAT/z (axial)

4.2mm 50 x 50/ABM Interpolated SNR(x,y,z) (121x121x1): Interpolated grid: dx=1.000 mm, dy=1.000 mm

Signal Type: Audio File (.wav) 48k_voice_1kHz_1s.wav

Output Gain: 30.62

Measure Window Start: 300ms

Measure Window Length: 1000ms

BWC applied: 0.16 dB

Device Reference Point: 0, 0, -6.3 mm

Cursor:

ABM1/ABM2 = 53.60 dB


ABM1 comp = 8.11 dBA/m

BWC Factor = 0.16 dB

Location: 8.3, -1.7, 3.7 mm

ABM2 = -24.67 dBA/m

Location: 25, 12.5, 3.7 mm



0 dB = 1.000 = 0.00 dB

Ev-Do BC1

Communication System: UID 0, CDMA2000 (0); Frequency: 1880 MHz; Duty Cycle: 1:1

Phantom section: TCoil Section

DASY5 Configuration:

- Probe: AM1DV3 - 3083; ; Calibrated: 1/15/2018
- Sensor-Surface: 0mm (Fix Surface)
- Electronics: DAE4 Sn1357; Calibrated: 2/8/2018
- Phantom: HAC Test Arch with AMCC; Type: SD HAC P01 BB
- Measurement SW: DASY52, Version 52.10 (0);SEMCAD X Version 14.6.10 (7417)

T-Coil scan (scan for ANSI C63.19 2011 compliance)/Ev-Do BC1 Ch. 600 UAT/y (transversal) 4.2mm 50 x 50/ABM Interpolated SNR(x,y,z) (121x121x1): Interpolated grid:

dx=1.000 mm, dy=1.000 mm

Signal Type: Audio File (.wav) 48k_voice_1kHz_1s.wav

Output Gain: 30.62

Measure Window Start: 300ms

Measure Window Length: 1000ms

BWC applied: 0.16 dB

Device Reference Point: 0, 0, -6.3 mm

Cursor:

ABM1/ABM2 = 38.79 dB


ABM1 comp = -2.85 dBA/m

BWC Factor = 0.16 dB

Location: 4.2, 4.6, 3.7 mm

ABM2 = -28.16 dBA/m

Location: 25, 25, 3.7 mm



0 dB = 1.000 = 0.00 dB

Ev-Do BC10

Communication System: UID 0, CDMA2000 (0); Frequency: 820.5 MHz; Duty Cycle: 1:1

T-Coil scan (scan for ANSI C63.19 2011 compliance)/Ev-Do BC10 Ch. 580 UAT/z (axial) wideband at best S/N/ABM Freq Resp(x,y,z,f) (1x1x1):

Measurement grid: dx=10mm, dy=10mm

Signal Type: Audio File (.wav) 48k_voice_300-3000_2s.wav

Output Gain: 60.05

Measure Window Start: 300ms

Measure Window Length: 2000ms

BWC applied: 10.80 dB

Device Reference Point: 0, 0, -6.3 mm

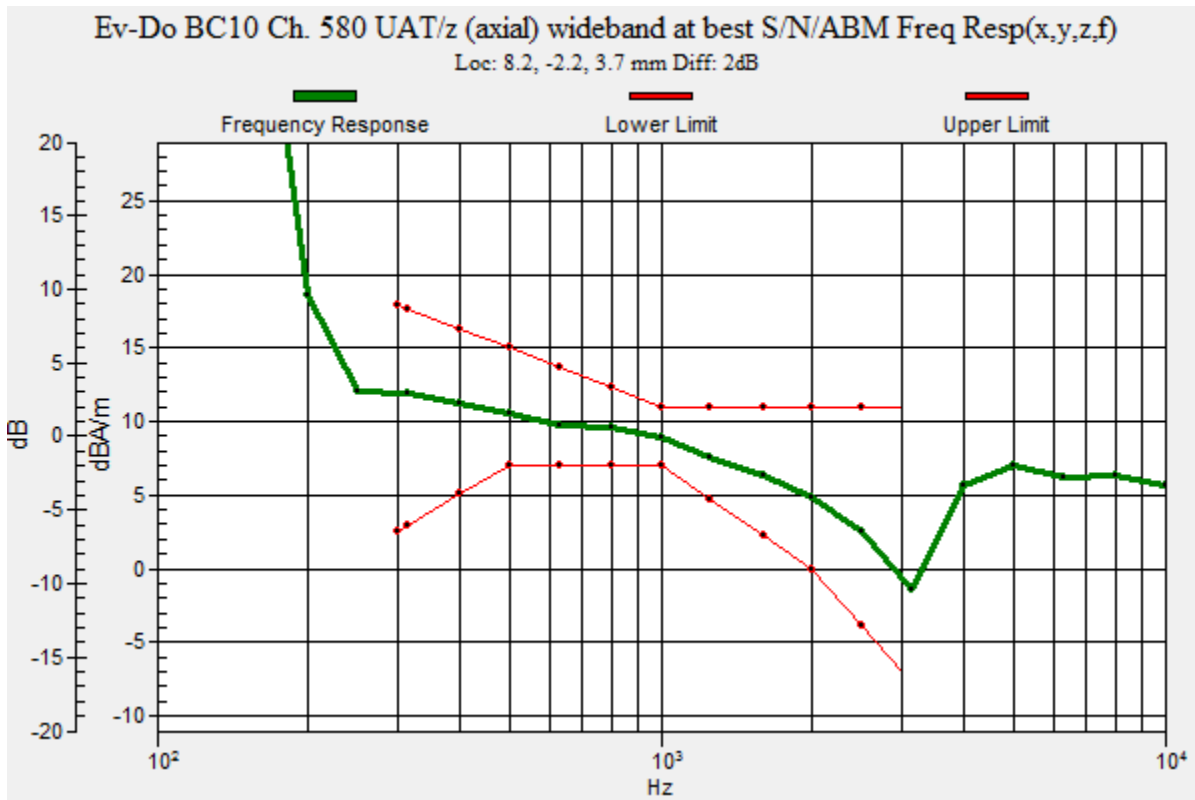
Category	Telephone parameters WD signal quality [(signal+noise)-to-noise ratio in decibels]
Category T1	0 dB to 10 dB
Category T2	10 dB to 20 dB
Category T3	20 dB to 30 dB
Category T4	> 30 dB

Cursor:

Diff = 2.00 dB

BWC Factor = 10.80 dB

Location: 8.2, -2.2, 3.7 mm



Ev-Do BC10

Communication System: UID 0, CDMA2000 (0); Frequency: 820.5 MHz; Duty Cycle: 1:1

Phantom section: TCoil Section

DASY5 Configuration:

- Probe: AM1DV3 - 3083; ; Calibrated: 1/15/2018
- Sensor-Surface: 0mm (Fix Surface)
- Electronics: DAE4 Sn1357; Calibrated: 2/8/2018
- Phantom: HAC Test Arch with AMCC; Type: SD HAC P01 BB
- Measurement SW: DASY52, Version 52.10 (0);SEMCAD X Version 14.6.10 (7417)

T-Coil scan (scan for ANSI C63.19 2011 compliance)/Ev-Do BC10 Ch. 580 UAT/z (axial)

4.2mm 50 x 50/ABM Interpolated SNR(x,y,z) (121x121x1): Interpolated grid: dx=1.000 mm, dy=1.000 mm

Signal Type: Audio File (.wav) 48k_voice_1kHz_1s.wav

Output Gain: 30.62

Measure Window Start: 300ms

Measure Window Length: 1000ms

BWC applied: 0.16 dB

Device Reference Point: 0, 0, -6.3 mm

Cursor:

ABM1/ABM2 = 54.13 dB


ABM1 comp = 9.10 dBA/m

BWC Factor = 0.16 dB

Location: 8.3, -2.5, 3.7 mm

ABM2 = -24.95 dBA/m

Location: 25, 12.5, 3.7 mm



0 dB = 1.000 = 0.00 dB

Ev-Do BC10

Communication System: UID 0, CDMA2000 (0); Frequency: 820.5 MHz; Duty Cycle: 1:1

Phantom section: TCoil Section

DASY5 Configuration:

- Probe: AM1DV3 - 3083; ; Calibrated: 1/15/2018
- Sensor-Surface: 0mm (Fix Surface)
- Electronics: DAE4 Sn1357; Calibrated: 2/8/2018
- Phantom: HAC Test Arch with AMCC; Type: SD HAC P01 BB
- Measurement SW: DASY52, Version 52.10 (0);SEMCAD X Version 14.6.10 (7417)

T-Coil scan (scan for ANSI C63.19 2011 compliance)/Ev-Do BC10 Ch. 580 UAT/y (transversal) 4.2mm 50 x 50/ABM Interpolated SNR(x,y,z) (121x121x1):

Interpolated grid:

dx=1.000 mm, dy=1.000 mm

Signal Type: Audio File (.wav) 48k_voice_1kHz_1s.wav

Output Gain: 30.62

Measure Window Start: 300ms

Measure Window Length: 1000ms

BWC applied: 0.16 dB

Device Reference Point: 0, 0, -6.3 mm

Cursor:

ABM1/ABM2 = 40.69 dB


ABM1 comp = -2.26 dBA/m

BWC Factor = 0.16 dB

Location: 3.8, 6.7, 3.7 mm

ABM2 = -27.96 dBA/m

Location: 20.8, 20.8, 3.7 mm



0 dB = 1.000 = 0.00 dB

LTE Band 7

Communication System: UID 0, LTE (FDD) (0); Frequency: 2535 MHz;Duty Cycle: 1:1

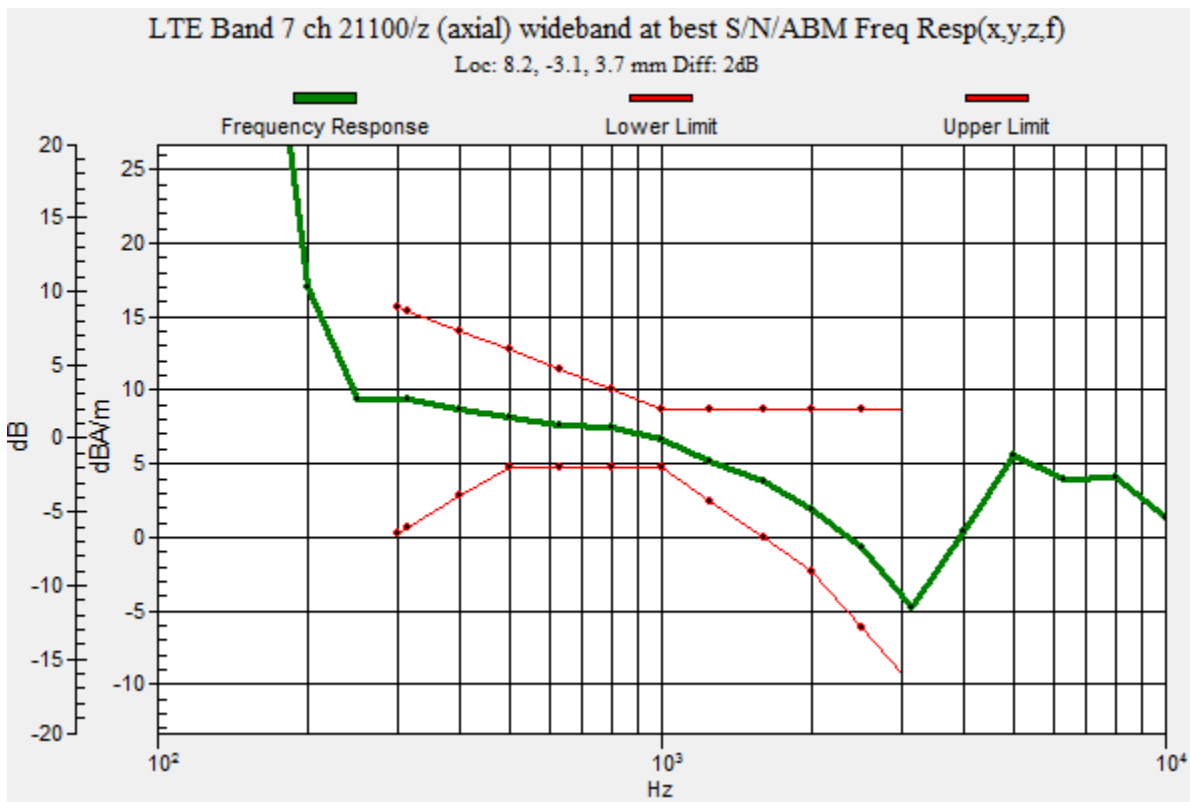
T-Coil scan (scan for ANSI C63.19 2011 compliance)/LTE Band 7 ch 21100/z (axial) wideband at best S/N/ABM Freq Resp(x,y,z,f) (1x1x1):

Measurement grid: dx=10mm, dy=10mm
 Signal Type: Audio File (.wav) 48k_voice_300-3000_2s.wav
 Output Gain: 60.05
 Measure Window Start: 300ms
 Measure Window Length: 2000ms
 BWC applied: 10.80 dB
 Device Reference Point: 0, 0, -6.3 mm

Category	Telephone parameters WD signal quality [(signal+noise)-to-noise ratio in decibels]
Category T1	0 dB to 10 dB
Category T2	10 dB to 20 dB
Category T3	20 dB to 30 dB
Category T4	> 30 dB

Cursor:

Diff = 2.00 dB
 BWC Factor = 10.80 dB
 Location: 8.2, -3.1, 3.7 mm



LTE Band 7

Communication System: UID 0, LTE (FDD) (0); Frequency: 2535 MHz; Duty Cycle: 1:1

Phantom section: TCoil Section

DASY5 Configuration:

- Probe: AM1DV3 - 3083; ; Calibrated: 1/15/2018
- Sensor-Surface: 0mm (Fix Surface)
- Electronics: DAE4 Sn1357; Calibrated: 2/8/2018
- Phantom: HAC Test Arch with AMCC; Type: SD HAC P01 BB
- Measurement SW: DASY52, Version 52.10 (0);SEMCAD X Version 14.6.10 (7417)

T-Coil scan (scan for ANSI C63.19 2011 compliance)/LTE Band 7 ch 21100/z (axial)

4.2mm 50 x 50/ABM Interpolated SNR(x,y,z) (121x121x1): Interpolated grid: dx=1.000 mm, dy=1.000 mm

Signal Type: Audio File (.wav) 48k_voice_1kHz_1s.wav

Output Gain: 30.62

Measure Window Start: 300ms

Measure Window Length: 1000ms

BWC applied: 0.16 dB

Device Reference Point: 0, 0, -6.3 mm

Cursor:

ABM1/ABM2 = 54.17 dB


ABM1 comp = 8.23 dBA/m

BWC Factor = 0.16 dB

Location: 8.3, -3.3, 3.7 mm

ABM2 = -31.08 dBA/m

Location: 25, 12.5, 3.7 mm



0 dB = 1.000 = 0.00 dB

LTE Band 7

Communication System: UID 0, LTE (FDD) (0); Frequency: 2535 MHz; Duty Cycle: 1:1

Phantom section: TCoil Section

DASY5 Configuration:

- Probe: AM1DV3 - 3083; ; Calibrated: 1/15/2018
- Sensor-Surface: 0mm (Fix Surface)
- Electronics: DAE4 Sn1357; Calibrated: 2/8/2018
- Phantom: HAC Test Arch with AMCC; Type: SD HAC P01 BB
- Measurement SW: DASY52, Version 52.10 (0);SEMCAD X Version 14.6.10 (7417)

T-Coil scan (scan for ANSI C63.19 2011 compliance)/LTE Band 7 ch 21100/y (transversal) 4.2mm 50 x 50/ABM Interpolated SNR(x,y,z) (121x121x1): Interpolated grid:

dx=1.000 mm, dy=1.000 mm

Signal Type: Audio File (.wav) 48k_voice_1kHz_1s.wav

Output Gain: 30.62

Measure Window Start: 300ms

Measure Window Length: 1000ms

BWC applied: 0.16 dB

Device Reference Point: 0, 0, -6.3 mm

Cursor:

ABM1/ABM2 = 44.78 dB


ABM1 comp = 0.21 dBA/m

BWC Factor = 0.16 dB

Location: 8.3, -13.3, 3.7 mm

ABM2 = -30.32 dBA/m

Location: 25, 16.7, 3.7 mm



0 dB = 1.000 = 0.00 dB

LTE Band 41

Communication System: UID 0, LTE (TDD) (0); Frequency: 2593 MHz;Duty Cycle: 1:1.59956

T-Coil scan (scan for ANSI C63.19 2011 compliance)/LTE Band 41 ch 40620/z (axial) wideband at best S/N/ABM Freq Resp(x,y,z,f) (1x1x1): Measurement grid: dx=10mm, dy=10mm

Signal Type: Audio File (.wav) 48k_voice_300-3000_2s.wav

Output Gain: 60.05

Measure Window Start: 300ms

Measure Window Length: 2000ms

BWC applied: 10.80 dB

Device Reference Point: 0, 0, -6.3 mm

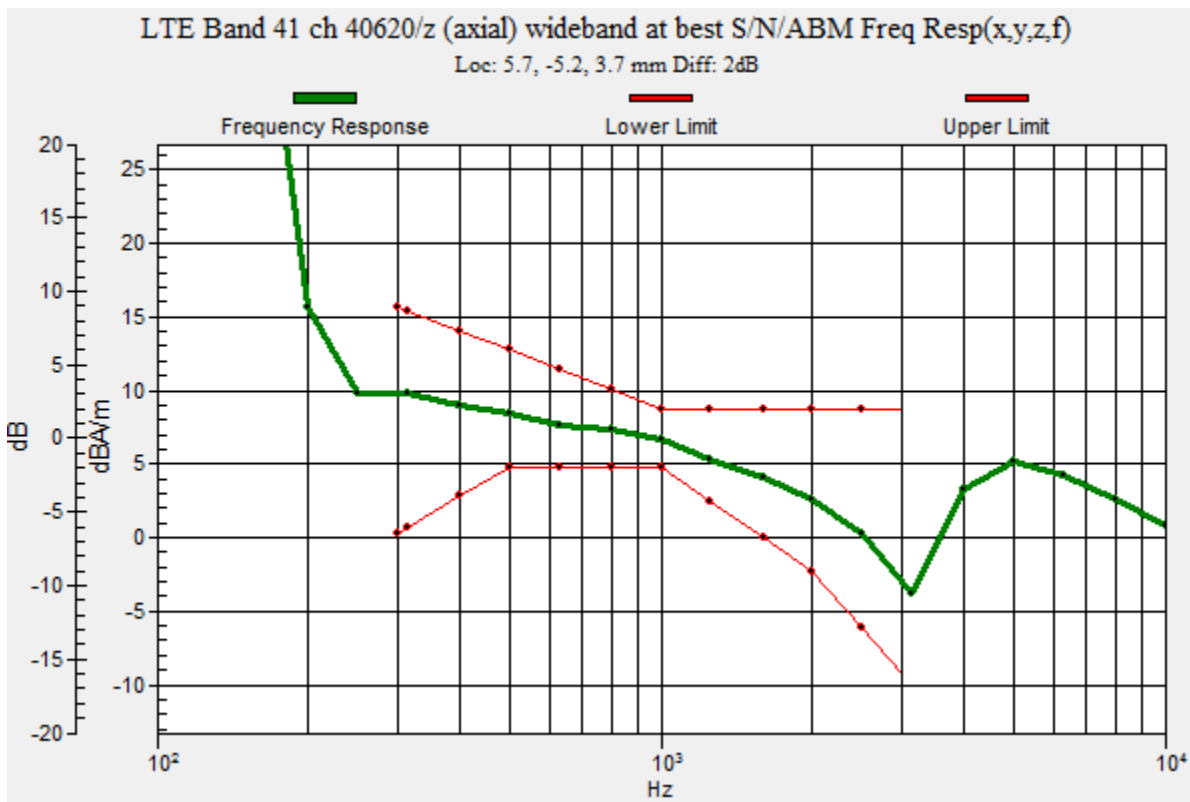
Category	Telephone parameters WD signal quality [(signal+noise)-to-noise ratio in decibels]
Category T1	0 dB to 10 dB
Category T2	10 dB to 20 dB
Category T3	20 dB to 30 dB
Category T4	> 30 dB

Cursor:

Diff = 2.00 dB

BWC Factor = 10.80 dB

Location: 5.7, -5.2, 3.7 mm



LTE Band 41

Communication System: UID 0, LTE (TDD) (0); Frequency: 2593 MHz; Duty Cycle: 1:1.59956

Phantom section: TCoil Section

DASY5 Configuration:

- Probe: AM1DV3 - 3083; ; Calibrated: 1/15/2018
- Sensor-Surface: 0mm (Fix Surface)
- Electronics: DAE4 Sn1357; Calibrated: 2/8/2018
- Phantom: HAC Test Arch with AMCC; Type: SD HAC P01 BB
- Measurement SW: DASY52, Version 52.10 (0);SEMCAD X Version 14.6.10 (7417)

T-Coil scan (scan for ANSI C63.19 2011 compliance)/LTE Band 41 ch 40620/z (axial)

4.2mm 50 x 50/ABM Interpolated SNR(x,y,z) (121x121x1): Interpolated grid: dx=1.000 mm, dy=1.000 mm

Signal Type: Audio File (.wav) 48k_voice_1kHz_1s.wav

Output Gain: 30.62

Measure Window Start: 300ms

Measure Window Length: 1000ms

BWC applied: 0.16 dB

Device Reference Point: 0, 0, -6.3 mm

Cursor:

ABM1/ABM2 = 44.92 dB


ABM1 comp = 5.96 dBA/m

BWC Factor = 0.16 dB

Location: 5.8, -5.4, 3.7 mm

ABM2 = -21.08 dBA/m

Location: 25, 0, 3.7 mm



0 dB = 1.000 = 0.00 dB

LTE Band 41

Communication System: UID 0, LTE (TDD) (0); Frequency: 2593 MHz; Duty Cycle: 1:1.59956

Phantom section: TCoil Section

DASY5 Configuration:

- Probe: AM1DV3 - 3083; ; Calibrated: 1/15/2018
- Sensor-Surface: 0mm (Fix Surface)
- Electronics: DAE4 Sn1357; Calibrated: 2/8/2018
- Phantom: HAC Test Arch with AMCC; Type: SD HAC P01 BB
- Measurement SW: DASY52, Version 52.10 (0);SEMCAD X Version 14.6.10 (7417)

T-Coil scan (scan for ANSI C63.19 2011 compliance)/LTE Band 41 ch 40620/y (transversal) 4.2mm 50 x 50/ABM Interpolated SNR(x,y,z) (121x121x1):

Interpolated grid:

dx=1.000 mm, dy=1.000 mm

Signal Type: Audio File (.wav) 48k_voice_1kHz_1s.wav

Output Gain: 30.62

Measure Window Start: 300ms

Measure Window Length: 1000ms

BWC applied: 0.16 dB

Device Reference Point: 0, 0, -6.3 mm

Cursor:

ABM1/ABM2 = 37.09 dB


ABM1 comp = -2.40 dBA/m

BWC Factor = 0.16 dB

Location: 8.3, 0.4, 3.7 mm

ABM2 = -19.28 dBA/m

Location: 20.8, -20.8, 3.7 mm



0 dB = 1.000 = 0.00 dB

802.11b

Communication System: UID 0, IEEE 802.11b/g/n 2.4 GHz Band (0); Frequency: 2412 MHz;Duty Cycle: 1:1

T-Coil scan (scan for ANSI C63.19 2011 compliance)/802.11b 11 Mbps ch 1/z (axial) wideband at best S/N/ABM Freq Resp(x,y,z,f) (1x1x1):

Measurement grid: dx=10mm, dy=10mm

Signal Type: Audio File (.wav) 48k_voice_300-3000_2s.wav

Output Gain: 60.05

Measure Window Start: 300ms

Measure Window Length: 2000ms

BWC applied: 10.80 dB

Device Reference Point: 0, 0, -6.3 mm

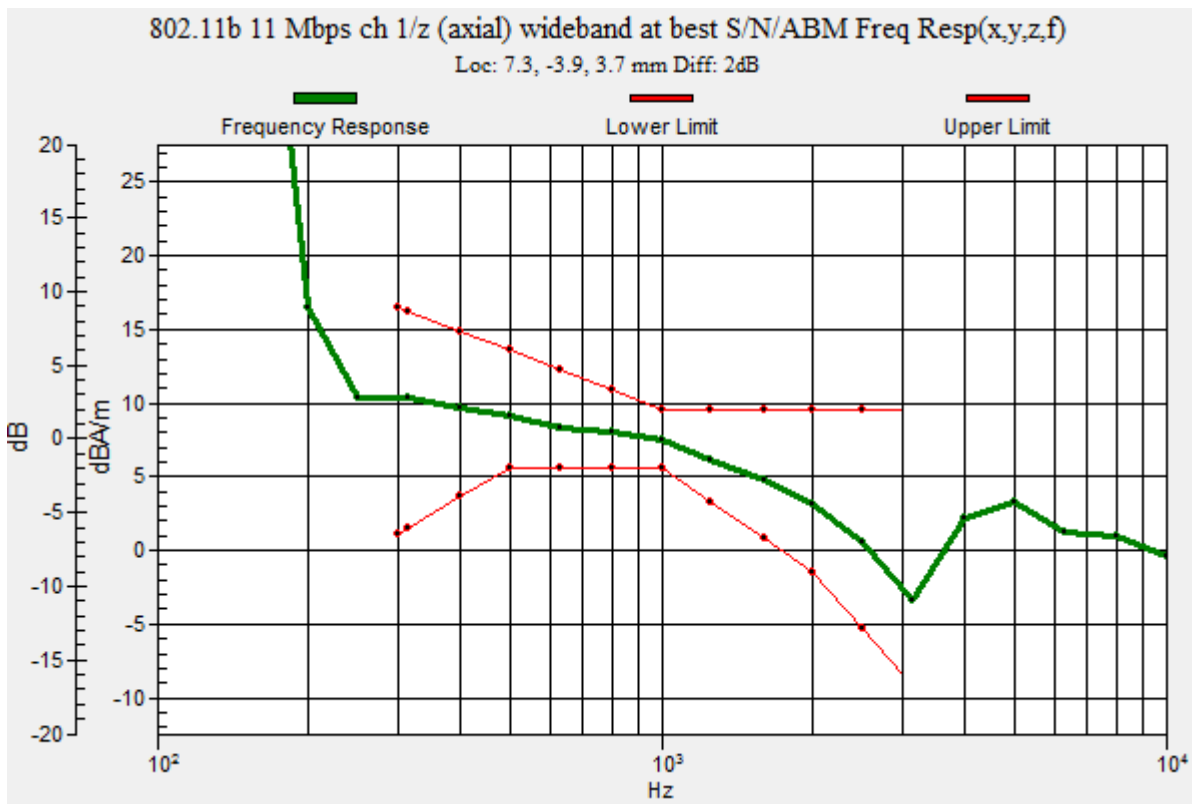
Category	Telephone parameters WD signal quality [(signal+noise)-to-noise ratio in decibels]
Category T1	0 dB to 10 dB
Category T2	10 dB to 20 dB
Category T3	20 dB to 30 dB
Category T4	> 30 dB

Cursor:

Diff = 2.00 dB

BWC Factor = 10.80 dB

Location: 7.3, -3.9, 3.7 mm



802.11b

Communication System: UID 0, IEEE 802.11b/g/n 2.4 GHz Band (0); Frequency: 2412 MHz; Duty Cycle: 1:1

Phantom section: TCoil Section

DASY5 Configuration:

- Probe: AM1DV3 - 3083; ; Calibrated: 1/15/2018
- Sensor-Surface: 0mm (Fix Surface)
- Electronics: DAE4 Sn1357; Calibrated: 2/8/2018
- Phantom: HAC Test Arch with AMCC; Type: SD HAC P01 BB
- Measurement SW: DASY52, Version 52.10 (0);SEMCAD X Version 14.6.10 (7417)

T-Coil scan (scan for ANSI C63.19 2011 compliance)/802.11b 11 Mbps ch 1/z (axial)

4.2mm 50 x 50/ABM Interpolated SNR(x,y,z) (121x121x1): Interpolated grid: dx=1.000 mm, dy=1.000 mm

Signal Type: Audio File (.wav) 48k_voice_1kHz_1s.wav

Output Gain: 30.62

Measure Window Start: 300ms

Measure Window Length: 1000ms

BWC applied: 0.16 dB

Device Reference Point: 0, 0, -6.3 mm

Cursor:

ABM1/ABM2 = 50.77 dB


ABM1 comp = 7.37 dBA/m

BWC Factor = 0.16 dB

Location: 7.1, -3.8, 3.7 mm

ABM2 = -28.26 dBA/m

Location: 25, 25, 3.7 mm



0 dB = 1.000 = 0.00 dB

802.11b

Communication System: UID 0, IEEE 802.11b/g/n 2.4 GHz Band (0); Frequency: 2412 MHz; Duty Cycle: 1:1

Phantom section: TCoil Section

DASY5 Configuration:

- Probe: AM1DV3 - 3083; ; Calibrated: 1/15/2018
- Sensor-Surface: 0mm (Fix Surface)
- Electronics: DAE4 Sn1357; Calibrated: 2/8/2018
- Phantom: HAC Test Arch with AMCC; Type: SD HAC P01 BB
- Measurement SW: DASY52, Version 52.10 (0); SEMCAD X Version 14.6.10 (7417)

T-Coil scan (scan for ANSI C63.19 2011 compliance)/802.11b 11 Mbps ch 1/y

(transversal) 4.2mm 50 x 50/ABM Interpolated SNR(x,y,z) (121x121x1): Interpolated grid:

dx=1.000 mm, dy=1.000 mm

Signal Type: Audio File (.wav) 48k_voice_1kHz_1s.wav

Output Gain: 30.62

Measure Window Start: 300ms

Measure Window Length: 1000ms

BWC applied: 0.16 dB

Device Reference Point: 0, 0, -6.3 mm

Cursor:

ABM1/ABM2 = 43.55 dB


ABM1 comp = -1.29 dBA/m

BWC Factor = 0.16 dB

Location: 5.4, 3.3, 3.7 mm

ABM2 = -25.22 dBA/m

Location: 25, 8.3, 3.7 mm



0 dB = 1.000 = 0.00 dB

802.11a

Communication System: UID 0, @IEEE 802.11a/n/ac 5 GHz Band (0); Frequency: 5180 MHz;Duty Cycle: 1:1

T-Coil scan (scan for ANSI C63.19 2011 compliance)/802.11a_BPSK 6Mbps ch 36/z (axial) wideband at best S/N/ABM Freq Resp(x,y,z,f) (1x1x1): Measurement grid: dx=10mm, dy=10mm

Signal Type: Audio File (.wav) 48k_voice_300-3000_2s.wav

Output Gain: 60.05

Measure Window Start: 300ms

Measure Window Length: 2000ms

BWC applied: 10.80 dB

Device Reference Point: 0, 0, -6.3 mm

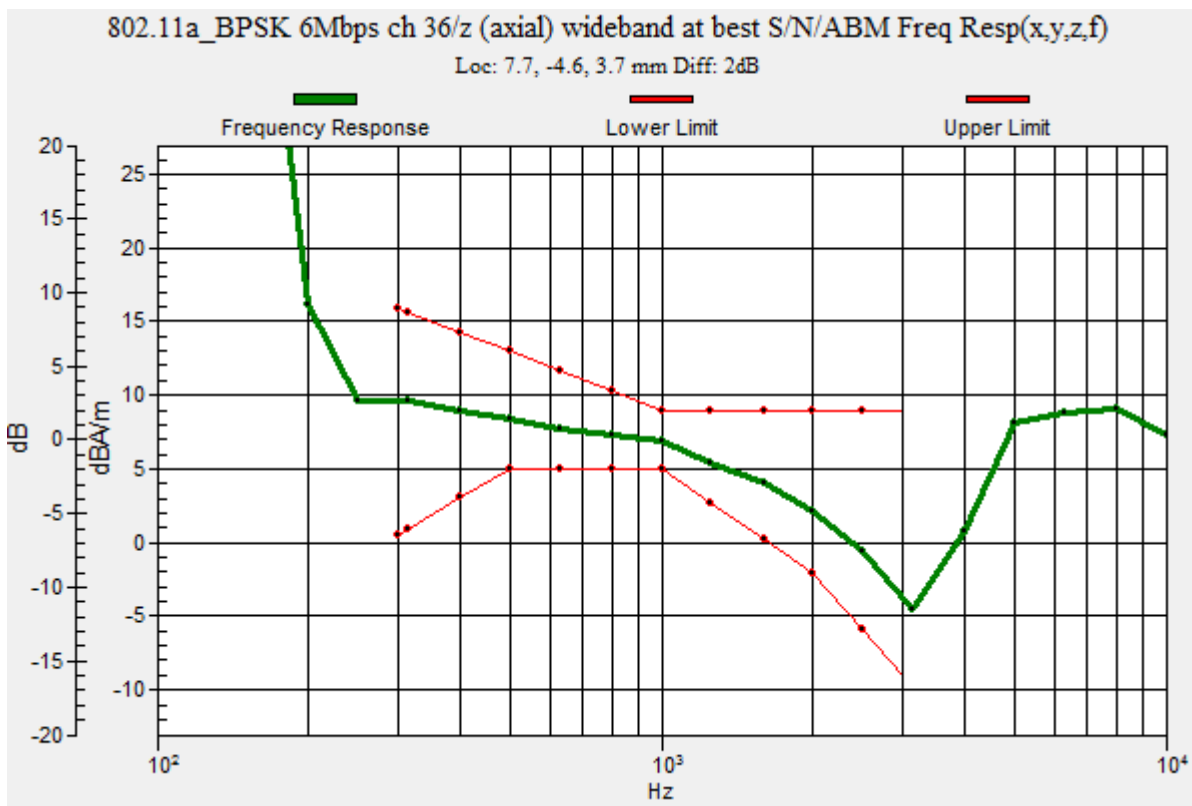
Category	Telephone parameters WD signal quality [(signal+noise)-to-noise ratio in decibels]
Category T1	0 dB to 10 dB
Category T2	10 dB to 20 dB
Category T3	20 dB to 30 dB
Category T4	> 30 dB

Cursor:

Diff = 2.00 dB

BWC Factor = 10.80 dB

Location: 7.7, -4.6, 3.7 mm



802.11a

Communication System: UID 0, @IEEE 802.11a/n/ac 5 GHz Band (0); Frequency: 5180 MHz; Duty Cycle: 1:1

Phantom section: TCoil Section

DASY5 Configuration:

- Probe: AM1DV3 - 3083; ; Calibrated: 1/15/2018
- Sensor-Surface: 0mm (Fix Surface)
- Electronics: DAE4 Sn1357; Calibrated: 2/8/2018
- Phantom: HAC Test Arch with AMCC; Type: SD HAC P01 BB
- Measurement SW: DASY52, Version 52.10 (0);SEMCAD X Version 14.6.10 (7417)

T-Coil scan (scan for ANSI C63.19 2011 compliance)/802.11a_BPSK 6Mbps ch 36/z (axial) 4.2mm 50 x 50/ABM Interpolated SNR(x,y,z) (121x121x1): Interpolated grid: dx=1.000 mm, dy=1.000 mm

Signal Type: Audio File (.wav) 48k_voice_1kHz_1s.wav

Output Gain: 30.62

Measure Window Start: 300ms

Measure Window Length: 1000ms

BWC applied: 0.16 dB

Device Reference Point: 0, 0, -6.3 mm

Cursor:

ABM1/ABM2 = 51.03 dB


ABM1 comp = 7.95 dBA/m

BWC Factor = 0.16 dB

Location: 7.9, -4.6, 3.7 mm

ABM2 = -23.09 dBA/m

Location: 25, 8.3, 3.7 mm



0 dB = 1.000 = 0.00 dB

802.11a

Communication System: UID 0, @IEEE 802.11a/n/ac 5 GHz Band (0); Frequency: 5180 MHz; Duty Cycle: 1:1

Phantom section: TCoil Section

DASY5 Configuration:

- Probe: AM1DV3 - 3083; ; Calibrated: 1/15/2018
- Sensor-Surface: 0mm (Fix Surface)
- Electronics: DAE4 Sn1357; Calibrated: 2/8/2018
- Phantom: HAC Test Arch with AMCC; Type: SD HAC P01 BB
- Measurement SW: DASY52, Version 52.10 (0);SEMCAD X Version 14.6.10 (7417)

T-Coil scan (scan for ANSI C63.19 2011 compliance)/802.11a_BPSK 6Mbps ch 36/y (transversal) 4.2mm 50 x 50/ABM Interpolated SNR(x,y,z) (121x121x1):

Interpolated grid: dx=1.000 mm, dy=1.000 mm

Signal Type: Audio File (.wav) 48k_voice_1kHz_1s.wav

Output Gain: 30.62

Measure Window Start: 300ms

Measure Window Length: 1000ms

BWC applied: 0.16 dB

Device Reference Point: 0, 0, -6.3 mm

Cursor:

ABM1/ABM2 = 39.71 dB


ABM1 comp = -2.07 dBA/m

BWC Factor = 0.16 dB

Location: 4.2, 4.2, 3.7 mm

ABM2 = -24.70 dBA/m

Location: 25, 20.8, 3.7 mm



0 dB = 1.000 = 0.00 dB

802.11a

Communication System: UID 0, @IEEE 802.11a/n/ac 5 GHz Band (0); Frequency: 5260 MHz;Duty Cycle: 1:1

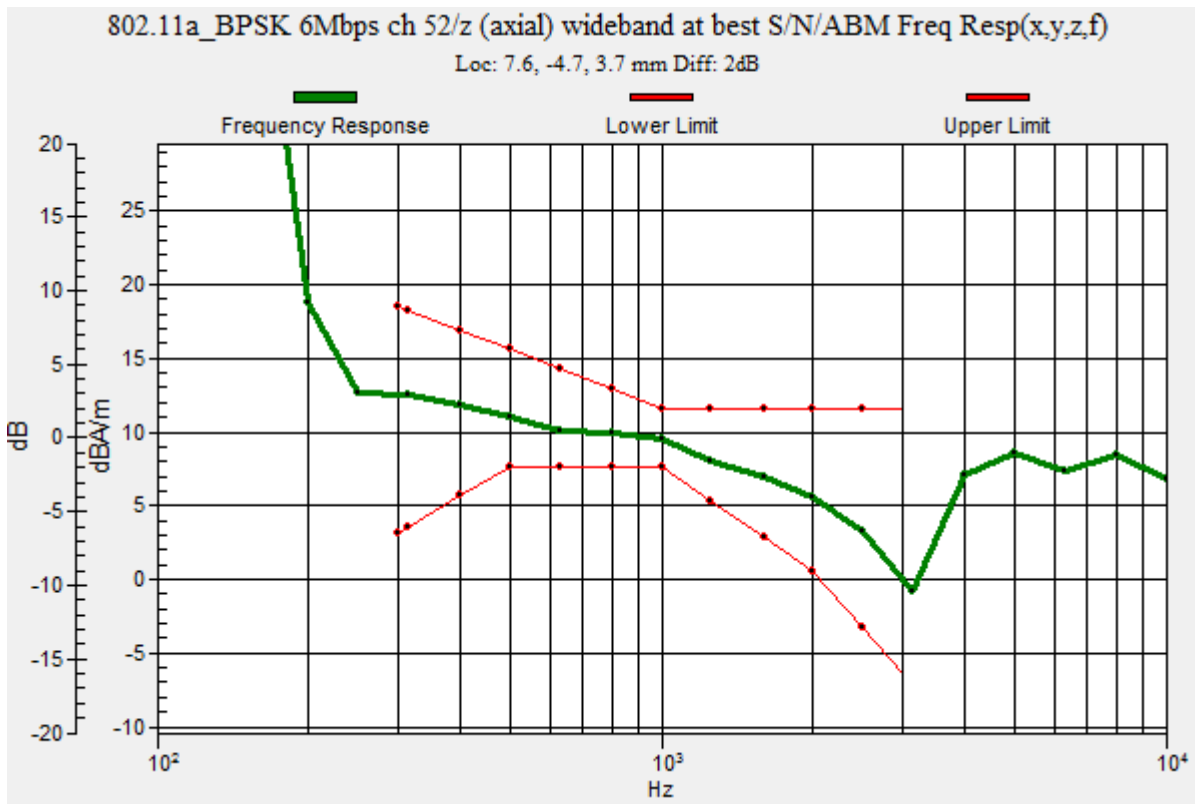
T-Coil scan (scan for ANSI C63.19 2011 compliance)/802.11a_BPSK 6Mbps ch 52/z (axial) wideband at best S/N/ABM Freq Resp(x,y,z,f) (1x1x1): Measurement grid: dx=10mm, dy=10mm

Signal Type: Audio File (.wav) 48k_voice_300-3000_2s.wav
 Output Gain: 60.05
 Measure Window Start: 300ms
 Measure Window Length: 2000ms
 BWC applied: 10.80 dB
 Device Reference Point: 0, 0, -6.3 mm

Category	Telephone parameters WD signal quality [(signal+noise)-to-noise ratio in decibels]
Category T1	0 dB to 10 dB
Category T2	10 dB to 20 dB
Category T3	20 dB to 30 dB
Category T4	> 30 dB

Cursor:

Diff = 2.00 dB
 BWC Factor = 10.80 dB
 Location: 7.6, -4.7, 3.7 mm



802.11a

Communication System: UID 0, @IEEE 802.11a/n/ac 5 GHz Band (0); Frequency: 5260 MHz; Duty Cycle: 1:1

Phantom section: TCoil Section

DASY5 Configuration:

- Probe: AM1DV3 - 3083; ; Calibrated: 1/15/2018
- Sensor-Surface: 0mm (Fix Surface)
- Electronics: DAE4 Sn1357; Calibrated: 2/8/2018
- Phantom: HAC Test Arch with AMCC; Type: SD HAC P01 BB
- Measurement SW: DASY52, Version 52.10 (0);SEMCAD X Version 14.6.10 (7417)

T-Coil scan (scan for ANSI C63.19 2011 compliance)/802.11a_BPSK 6Mbps ch 52/z (axial) 4.2mm 50 x 50/ABM Interpolated SNR(x,y,z) (121x121x1): Interpolated grid: dx=1.000 mm, dy=1.000 mm

Signal Type: Audio File (.wav) 48k_voice_1kHz_1s.wav

Output Gain: 30.62

Measure Window Start: 300ms

Measure Window Length: 1000ms

BWC applied: 0.16 dB

Device Reference Point: 0, 0, -6.3 mm

Cursor:

ABM1/ABM2 = 51.76 dB


ABM1 comp = 8.77 dBA/m

BWC Factor = 0.16 dB

Location: 7.5, -4.6, 3.7 mm

ABM2 = -22.18 dBA/m

Location: 25, 4.2, 3.7 mm



0 dB = 1.000 = 0.00 dB

802.11a

Communication System: UID 0, @IEEE 802.11a/n/ac 5 GHz Band (0); Frequency: 5260 MHz; Duty Cycle: 1:1

Phantom section: TCoil Section

DASY5 Configuration:

- Probe: AM1DV3 - 3083; ; Calibrated: 1/15/2018
- Sensor-Surface: 0mm (Fix Surface)
- Electronics: DAE4 Sn1357; Calibrated: 2/8/2018
- Phantom: HAC Test Arch with AMCC; Type: SD HAC P01 BB
- Measurement SW: DASY52, Version 52.10 (0);SEMCAD X Version 14.6.10 (7417)

T-Coil scan (scan for ANSI C63.19 2011 compliance)/802.11a_BPSK 6Mbps ch 52/y (transversal) 4.2mm 50 x 50/ABM Interpolated SNR(x,y,z) (121x121x1): Interpolated grid:

dx=1.000 mm, dy=1.000 mm

Signal Type: Audio File (.wav) 48k_voice_1kHz_1s.wav

Output Gain: 30.62

Measure Window Start: 300ms

Measure Window Length: 1000ms

BWC applied: 0.16 dB

Device Reference Point: 0, 0, -6.3 mm

Cursor:

ABM1/ABM2 = 40.32 dB


ABM1 comp = -1.25 dBA/m

BWC Factor = 0.16 dB

Location: 3.8, 4.6, 3.7 mm

ABM2 = -23.13 dBA/m

Location: 25, 25, 3.7 mm



0 dB = 1.000 = 0.00 dB

802.11a

Communication System: UID 0, @IEEE 802.11a/n/ac 5 GHz Band (0); Frequency: 5500 MHz;Duty Cycle: 1:1

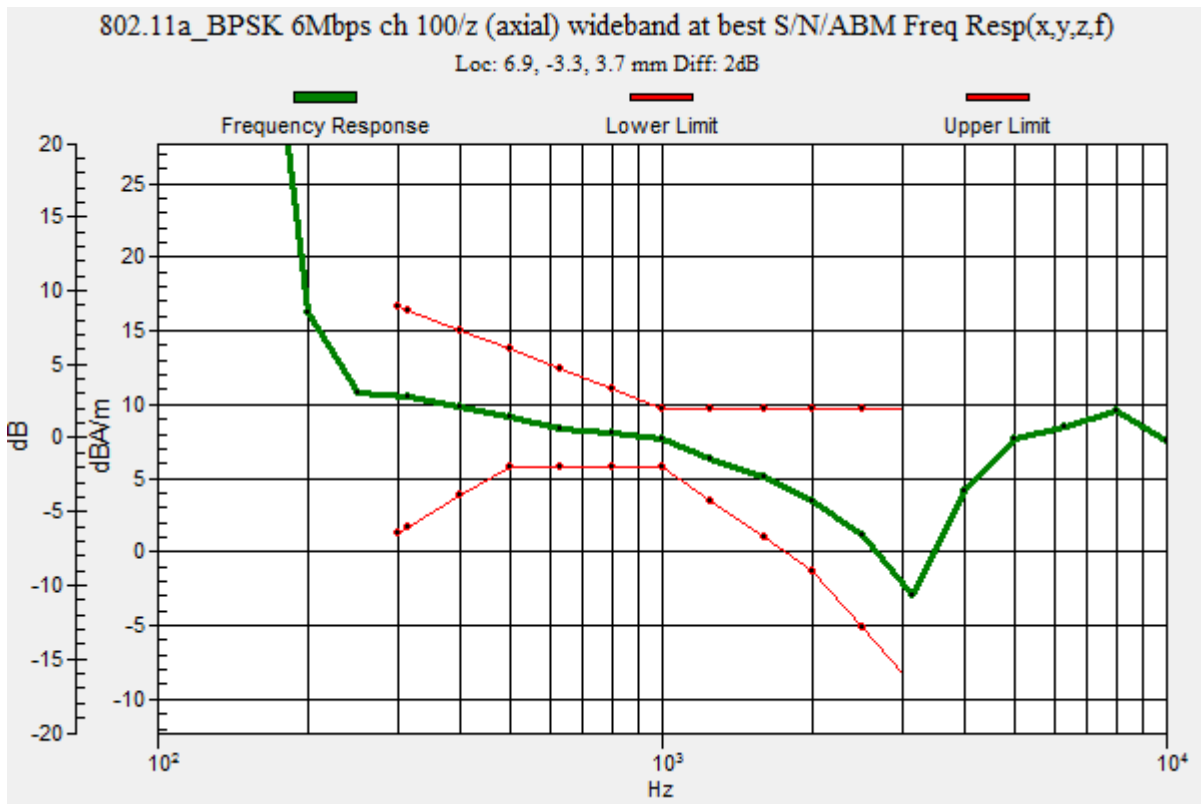
T-Coil scan (scan for ANSI C63.19 2011 compliance)/802.11a_BPSK 6Mbps ch 100/z (axial) wideband at best S/N/ABM Freq Resp(x,y,z,f) (1x1x1): Measurement grid: dx=10mm, dy=10mm

Signal Type: Audio File (.wav) 48k_voice_300-3000_2s.wav
 Output Gain: 60.05
 Measure Window Start: 300ms
 Measure Window Length: 2000ms
 BWC applied: 10.80 dB
 Device Reference Point: 0, 0, -6.3 mm

Category	Telephone parameters WD signal quality [(signal+noise)-to-noise ratio in decibels]
Category T1	0 dB to 10 dB
Category T2	10 dB to 20 dB
Category T3	20 dB to 30 dB
Category T4	> 30 dB

Cursor:

Diff = 2.00 dB
 BWC Factor = 10.80 dB
 Location: 6.9, -3.3, 3.7 mm



802.11a

Communication System: UID 0, @IEEE 802.11a/n/ac 5 GHz Band (0); Frequency: 5500 MHz; Duty Cycle: 1:1

Phantom section: TCoil Section

DASY5 Configuration:

- Probe: AM1DV3 - 3083; ; Calibrated: 1/15/2018
- Sensor-Surface: 0mm (Fix Surface)
- Electronics: DAE4 Sn1357; Calibrated: 2/8/2018
- Phantom: HAC Test Arch with AMCC; Type: SD HAC P01 BB
- Measurement SW: DASY52, Version 52.10 (0);SEMCAD X Version 14.6.10 (7417)

T-Coil scan (scan for ANSI C63.19 2011 compliance)/802.11a_BPSK 6Mbps ch 100/z (axial) 4.2mm 50 x 50/ABM Interpolated SNR(x,y,z) (121x121x1): Interpolated grid: dx=1.000 mm, dy=1.000 mm

Signal Type: Audio File (.wav) 48k_voice_1kHz_1s.wav

Output Gain: 30.62

Measure Window Start: 300ms

Measure Window Length: 1000ms

BWC applied: 0.16 dB

Device Reference Point: 0, 0, -6.3 mm

Cursor:

ABM1/ABM2 = 50.90 dB


ABM1 comp = 6.87 dBA/m

BWC Factor = 0.16 dB

Location: 7.1, -3.3, 3.7 mm

ABM2 = -23.22 dBA/m

Location: 25, 12.5, 3.7 mm



0 dB = 1.000 = 0.00 dB

802.11a

Communication System: UID 0, @IEEE 802.11a/n/ac 5 GHz Band (0); Frequency: 5500 MHz; Duty Cycle: 1:1

Phantom section: TCoil Section

DASY5 Configuration:

- Probe: AM1DV3 - 3083; ; Calibrated: 1/15/2018
- Sensor-Surface: 0mm (Fix Surface)
- Electronics: DAE4 Sn1357; Calibrated: 2/8/2018
- Phantom: HAC Test Arch with AMCC; Type: SD HAC P01 BB
- Measurement SW: DASY52, Version 52.10 (0);SEMCAD X Version 14.6.10 (7417)

T-Coil scan (scan for ANSI C63.19 2011 compliance)/802.11a_BPSK 6Mbps ch 100/y (transversal) 4.2mm 50 x 50/ABM Interpolated SNR(x,y,z) (121x121x1): Interpolated grid:

dx=1.000 mm, dy=1.000 mm

Signal Type: Audio File (.wav) 48k_voice_1kHz_1s.wav

Output Gain: 30.62

Measure Window Start: 300ms

Measure Window Length: 1000ms

BWC applied: 0.16 dB

Device Reference Point: 0, 0, -6.3 mm

Cursor:

ABM1/ABM2 = 37.86 dB


ABM1 comp = 0.05 dBA/m

BWC Factor = 0.16 dB

Location: 6.3, 4.6, 3.7 mm

ABM2 = -21.97 dBA/m

Location: 20.8, 25, 3.7 mm



0 dB = 1.000 = 0.00 dB

802.11a

Communication System: UID 0, @IEEE 802.11a/n/ac 5 GHz Band (0); Frequency: 5745 MHz;Duty Cycle: 1:1

T-Coil scan (scan for ANSI C63.19 2011 compliance)/802.11a_BPSK 6Mbps ch 149/z (axial) wideband at best S/N/ABM Freq Resp(x,y,z,f) (1x1x1): Measurement grid: dx=10mm, dy=10mm

Signal Type: Audio File (.wav) 48k_voice_300-3000_2s.wav

Output Gain: 60.05

Measure Window Start: 300ms

Measure Window Length: 2000ms

BWC applied: 10.80 dB

Device Reference Point: 0, 0, -6.3 mm

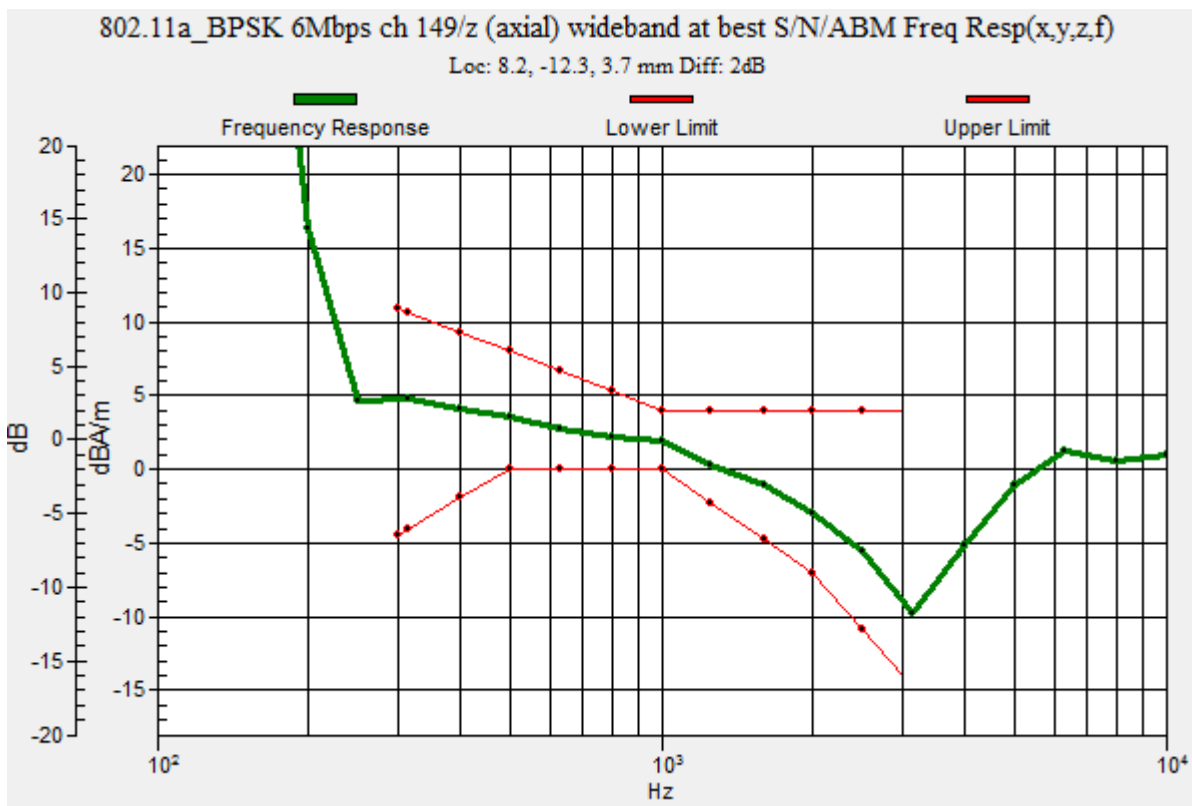
Category	Telephone parameters WD signal quality [(signal+noise)-to-noise ratio in decibels]
Category T1	0 dB to 10 dB
Category T2	10 dB to 20 dB
Category T3	20 dB to 30 dB
Category T4	> 30 dB

Cursor:

Diff = 2.00 dB

BWC Factor = 10.80 dB

Location: 8.2, -12.3, 3.7 mm



802.11a

Communication System: UID 0, @IEEE 802.11a/n/ac 5 GHz Band (0); Frequency: 5745 MHz; Duty Cycle: 1:1

Phantom section: TCoil Section

DASY5 Configuration:

- Probe: AM1DV3 - 3083; ; Calibrated: 1/15/2018
- Sensor-Surface: 0mm (Fix Surface)
- Electronics: DAE4 Sn1357; Calibrated: 2/8/2018
- Phantom: HAC Test Arch with AMCC; Type: SD HAC P01 BB
- Measurement SW: DASY52, Version 52.10 (0);SEMCAD X Version 14.6.10 (7417)

T-Coil scan (scan for ANSI C63.19 2011 compliance)/802.11a_BPSK 6Mbps ch 149/z (axial) 4.2mm 50 x 50/ABM Interpolated SNR(x,y,z) (121x121x1): Interpolated grid: dx=1.000 mm, dy=1.000 mm

Signal Type: Audio File (.wav) 48k_voice_1kHz_1s.wav

Output Gain: 30.62

Measure Window Start: 300ms

Measure Window Length: 1000ms

BWC applied: 0.16 dB

Device Reference Point: 0, 0, -6.3 mm

Cursor:

ABM1/ABM2 = 50.35 dB


ABM1 comp = 2.57 dBA/m

BWC Factor = 0.16 dB

Location: 8.3, -12.5, 3.7 mm

ABM2 = -23.47 dBA/m

Location: 25, 8.3, 3.7 mm



0 dB = 1.000 = 0.00 dB

802.11a

Communication System: UID 0, @IEEE 802.11a/n/ac 5 GHz Band (0); Frequency: 5745 MHz; Duty Cycle: 1:1

Phantom section: TCoil Section

DASY5 Configuration:

- Probe: AM1DV3 - 3083; ; Calibrated: 1/15/2018
- Sensor-Surface: 0mm (Fix Surface)
- Electronics: DAE4 Sn1357; Calibrated: 2/8/2018
- Phantom: HAC Test Arch with AMCC; Type: SD HAC P01 BB
- Measurement SW: DASY52, Version 52.10 (0);SEMCAD X Version 14.6.10 (7417)

T-Coil scan (scan for ANSI C63.19 2011 compliance)/802.11a_BPSK 6Mbps ch 149/y (transversal) 4.2mm 50 x 50/ABM Interpolated SNR(x,y,z) (121x121x1): Interpolated grid:

dx=1.000 mm, dy=1.000 mm

Signal Type: Audio File (.wav) 48k_voice_1kHz_1s.wav

Output Gain: 30.62

Measure Window Start: 300ms

Measure Window Length: 1000ms

BWC applied: 0.16 dB

Device Reference Point: 0, 0, -6.3 mm

Cursor:

ABM1/ABM2 = 39.62 dB


ABM1 comp = 0.96 dBA/m

BWC Factor = 0.16 dB

Location: 7.9, 4.6, 3.7 mm

ABM2 = -24.37 dBA/m

Location: 25, 20.8, 3.7 mm



0 dB = 1.000 = 0.00 dB