

20180701_SystemPerformanceCheck-D2600V2 SN 1006

Frequency: 2600 MHz; Duty Cycle: 1:1; Room Ambient Temperature: 24.0°C; Liquid Temperature: 23.0°C

Medium parameters used: $f = 2600$ MHz; $\sigma = 2.05$ S/m; $\epsilon_r = 37.348$; $\rho = 1000$ kg/m³

DASY5 Configuration:

- Area Scan Setting: Find Secondary Maximum Within: 2.0 dB and with a peak SAR value greater than 0.0012W/kg
- Electronics: DAE4 Sn1540; Calibrated: 2/23/2018
- Probe: EX3DV4 - SN7356; ConvF(7.89, 7.89, 7.89); Calibrated: 4/24/2018;
- Sensor-Surface: 2.5mm (Mechanical Surface Detection)
- Phantom: Twin-SAM V5.0 (30deg probe tilt); Type: QD 000 P40 CD; Serial: 1602

Head/Pin=100 mW/Area Scan (8x8x1): Measurement grid: dx=12mm, dy=12mm

Maximum value of SAR (measured) = 6.38 W/kg

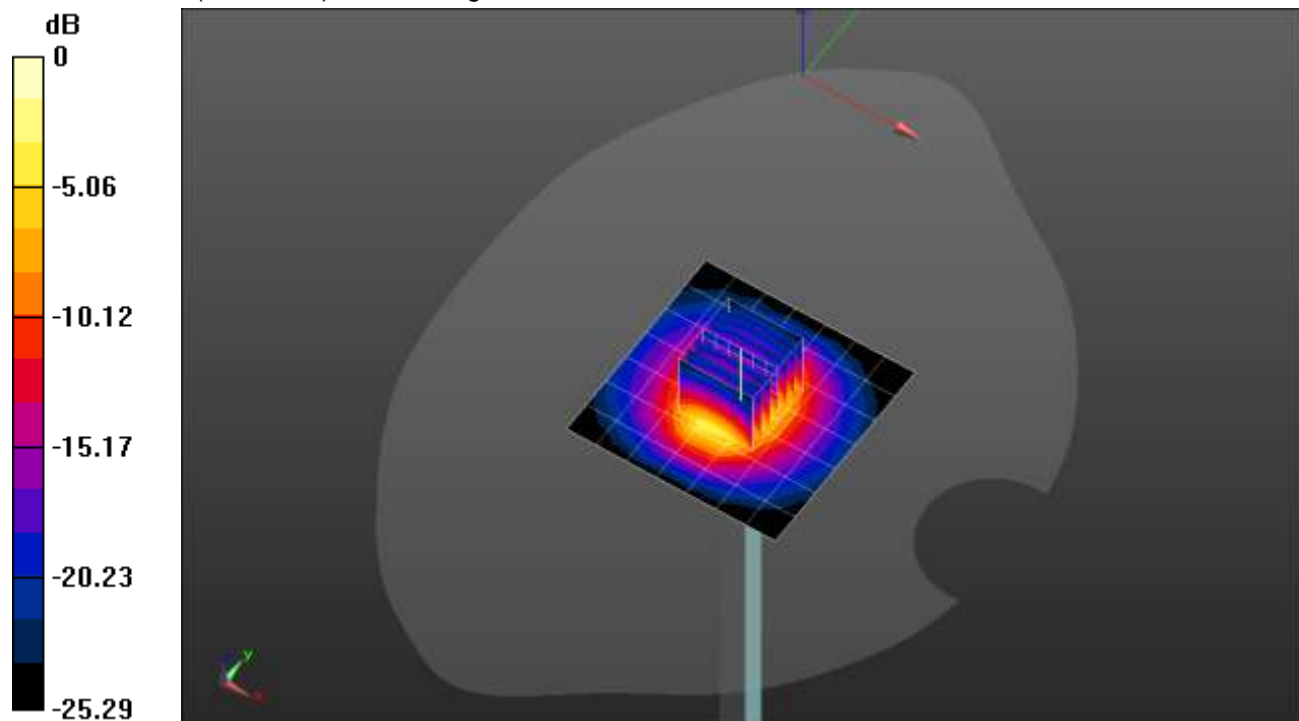
Head/Pin=100 mW/Zoom Scan (7x7x7)/Cube 0: Measurement grid: dx=5mm, dy=5mm, dz=5mm

Reference Value = 65.84 V/m; Power Drift = 0.04 dB

Peak SAR (extrapolated) = 14.0 W/kg

SAR(1 g) = 6 W/kg; SAR(10 g) = 2.59 W/kg

Maximum value of SAR (measured) = 8.87 W/kg

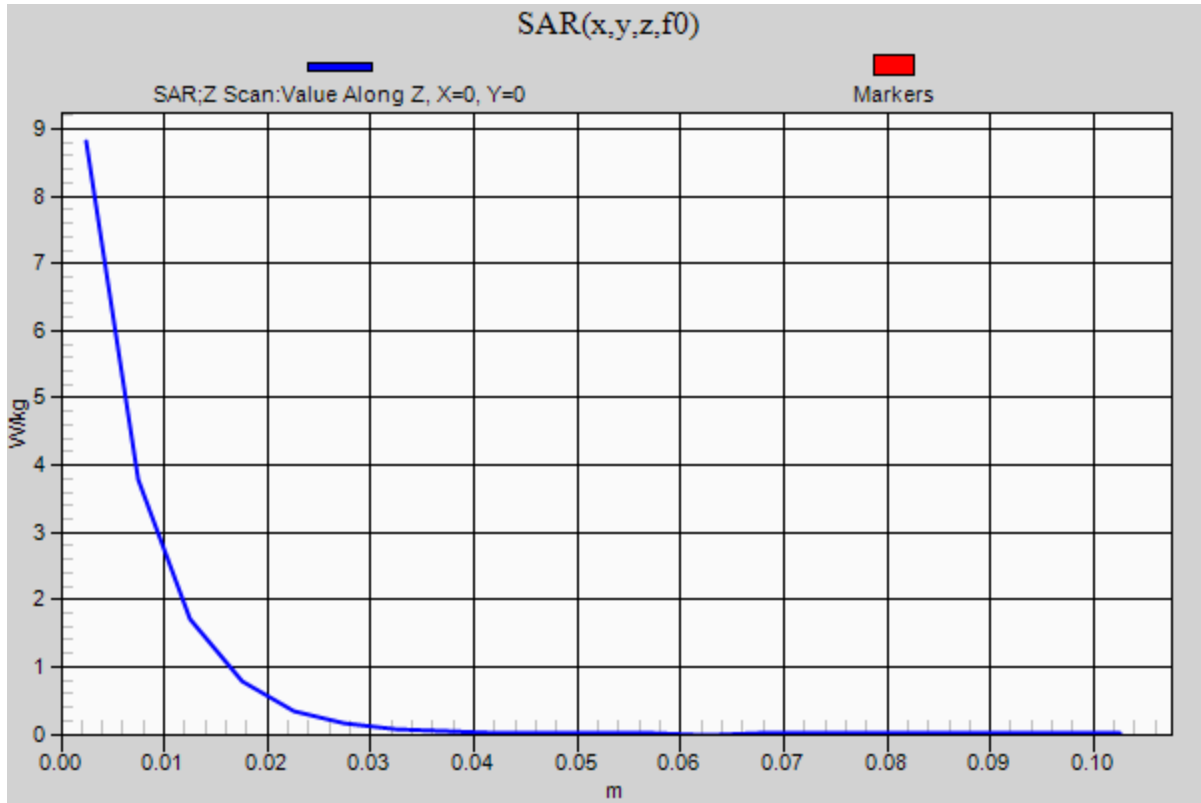


0 dB = 8.87 W/kg = 9.48 dBW/kg

20180701_SystemPerformanceCheck-D2600V2 SN 1006

Frequency: 2600 MHz; Duty Cycle: 1:1

Head/Pin=100 mW/Z Scan (1x1x21): Measurement grid: dx=20mm, dy=20mm, dz=5mm
Maximum value of SAR (measured) = 8.81 W/kg



20180706_SystemPerformanceCheck-D1900V2 SN 5d163

Frequency: 1900 MHz; Duty Cycle: 1:1; Room Ambient Temperature: 24.0°C; Liquid Temperature: 23.0°C
Medium parameters used: $f = 1900 \text{ MHz}$; $\sigma = 1.521 \text{ S/m}$; $\epsilon_r = 55.517$; $\rho = 1000 \text{ kg/m}^3$

DASY5 Configuration:

- Area Scan Setting: Find Secondary Maximum Within: 2.0 dB and with a peak SAR value greater than 0.0012W/kg
- Electronics: DAE4 Sn1352; Calibrated: 11/8/2017
- Probe: EX3DV4 - SN3772; ConvF(7.22, 7.22, 7.22); Calibrated: 2/13/2018, ConvF(7.22, 7.22, 7.22); Calibrated: 2/13/2018;
- Sensor-Surface: 2.5mm (Mechanical Surface Detection)
- Phantom: ELI V5.0 Slot 6/7; Type: QD OVA 001 BB; Serial: 1118

Body/Pin=100 mW/Area Scan (7x7x1): Measurement grid: dx=15mm, dy=15mm

Maximum value of SAR (measured) = 5.45 W/kg

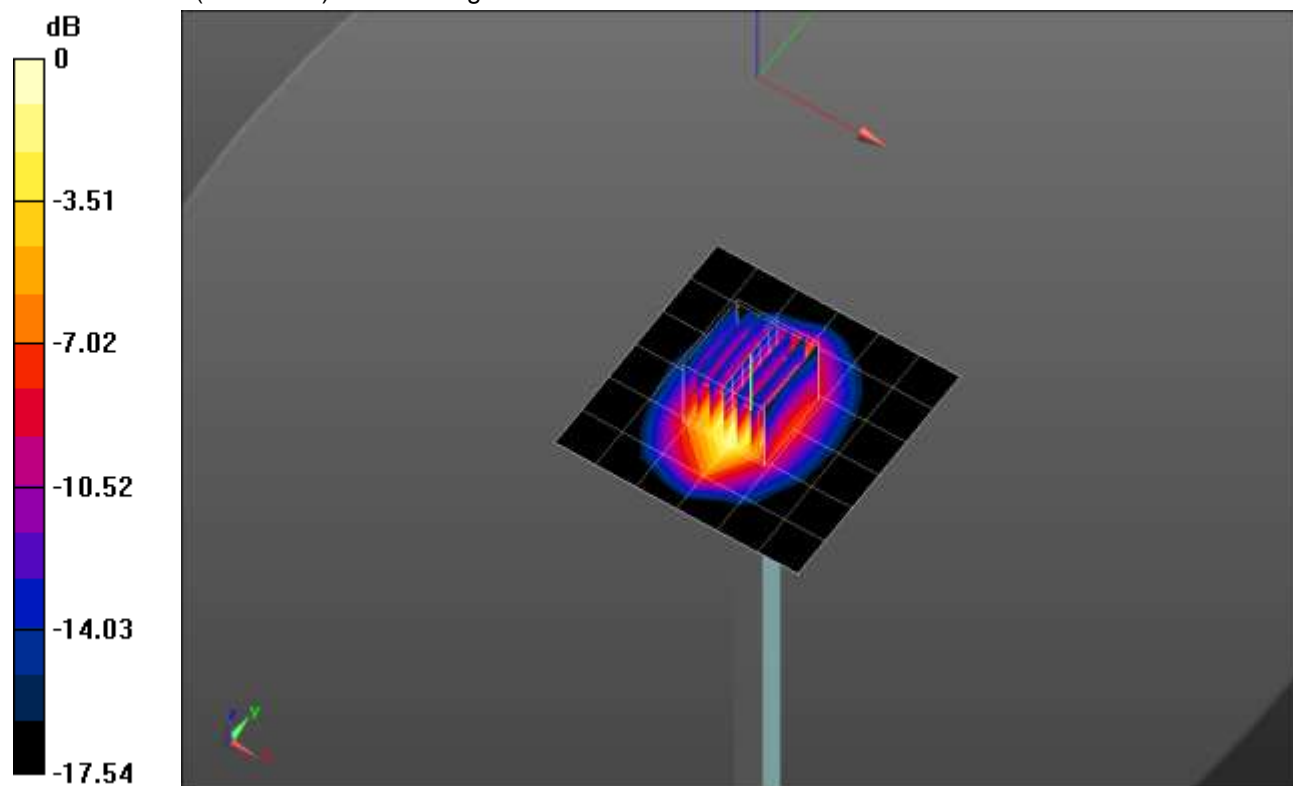
Body/Pin=100 mW/Zoom Scan (7x7x7)/Cube 0: Measurement grid: dx=5mm, dy=5mm, dz=5mm

Reference Value = 60.71 V/m; Power Drift = 0.02 dB

Peak SAR (extrapolated) = 7.51 W/kg

SAR(1 g) = 4.12 W/kg; SAR(10 g) = 2.11 W/kg

Maximum value of SAR (measured) = 5.58 W/kg

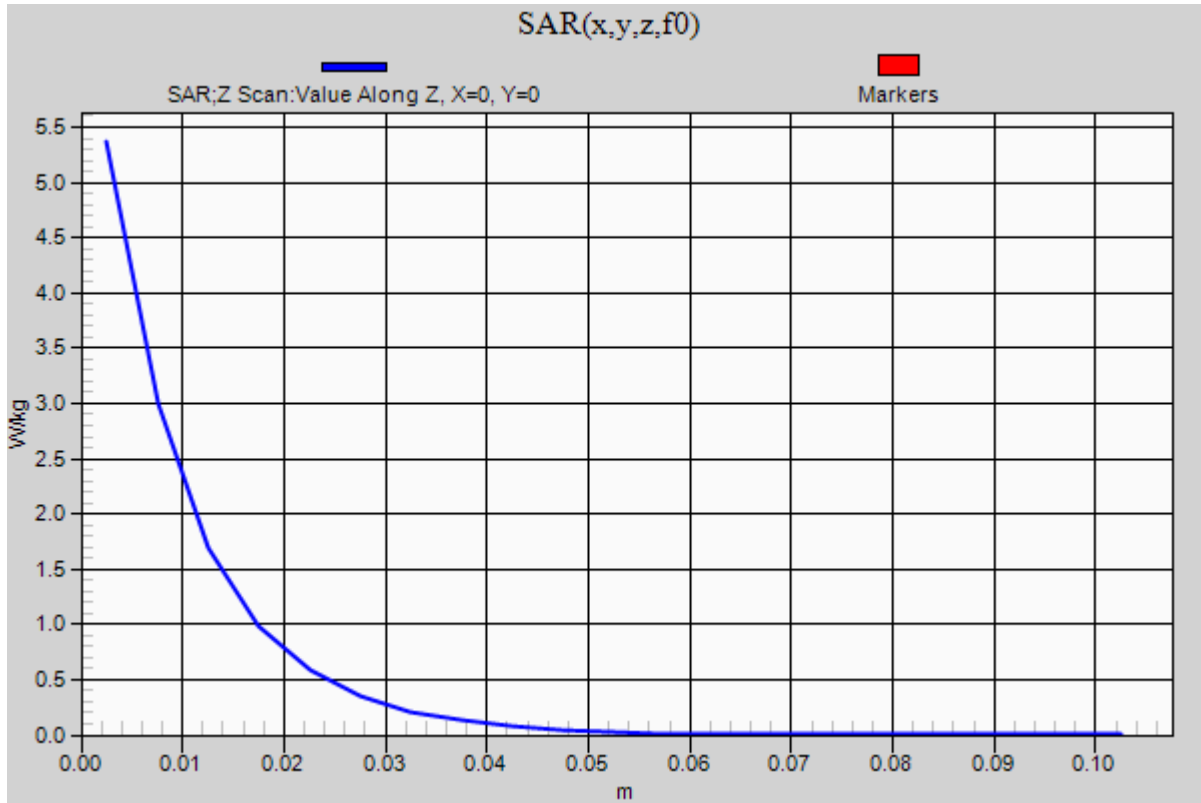


0 dB = 5.58 W/kg = 7.47 dBW/kg

20180706_SystemPerformanceCheck-D1900V2 SN 5d163

Frequency: 1900 MHz; Duty Cycle: 1:1

Body/Pin=100 mW/Z Scan (1x1x21): Measurement grid: dx=20mm, dy=20mm, dz=5mm
Maximum value of SAR (measured) = 5.37 W/kg



20180713_SystemPerformanceCheck-D1750V2 SN 1053

Frequency: 1750 MHz; Duty Cycle: 1:1; Room Ambient Temperature: 24.0°C; Liquid Temperature: 23.0°C
Medium parameters used: $f = 1750$ MHz; $\sigma = 1.354$ S/m; $\epsilon_r = 38.799$; $\rho = 1000$ kg/m³

DASY5 Configuration:

- Area Scan Setting: Find Secondary Maximum Within: 2.0 dB and with a peak SAR value greater than 0.0012W/kg
- Electronics: DAE4 Sn1352; Calibrated: 11/8/2017
- Probe: EX3DV4 - SN3772; ConvF(7.77, 7.77, 7.77); Calibrated: 2/13/2018, ConvF(7.77, 7.77, 7.77); Calibrated: 2/13/2018;
- Sensor-Surface: 2.5mm (Mechanical Surface Detection)
- Phantom: Twin-SAM V5.0 (30deg probe tilt); Type: QD 000 P40 CD; Serial: 1629

Head/Pin=100 mW/Area Scan (7x7x1): Measurement grid: dx=15mm, dy=15mm

Maximum value of SAR (measured) = 4.94 W/kg

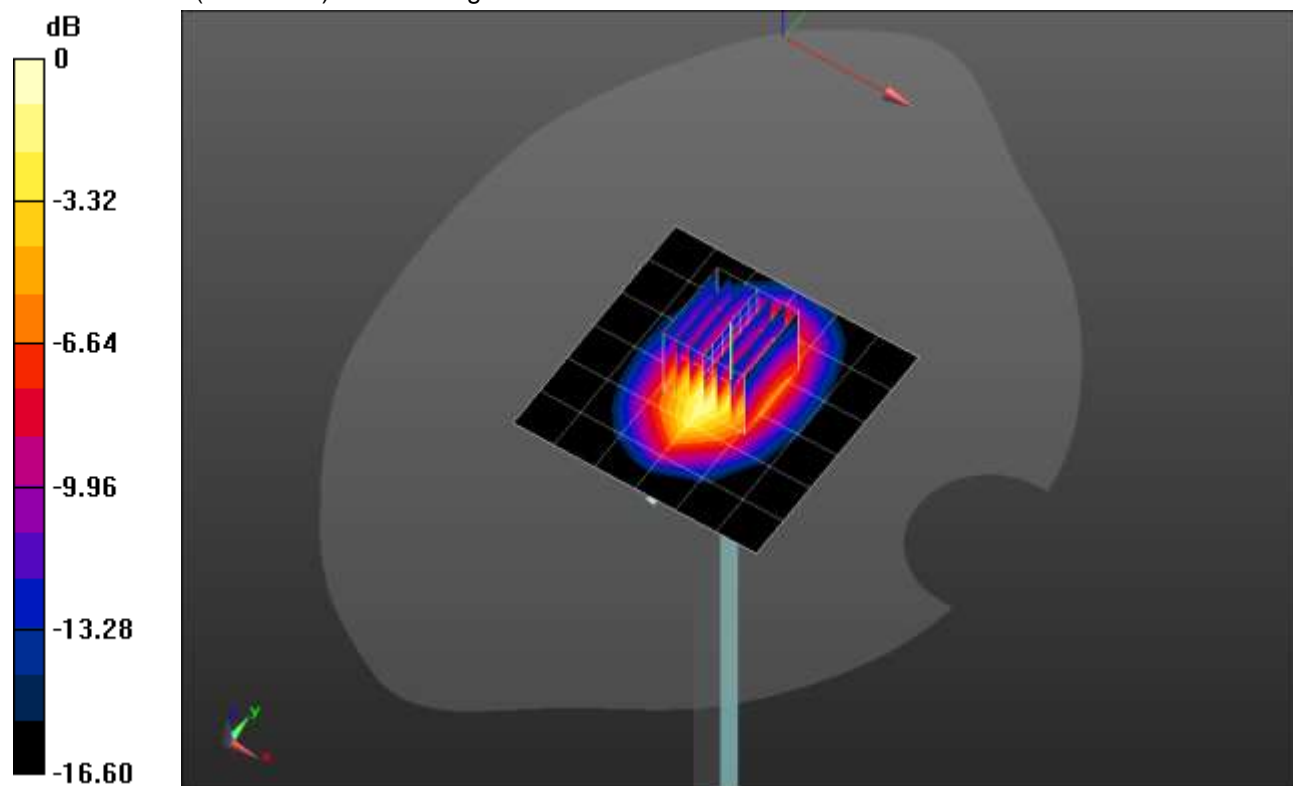
Head/Pin=100 mW/Zoom Scan (7x7x7)/Cube 0: Measurement grid: dx=5mm, dy=5mm, dz=5mm

Reference Value = 59.91 V/m; Power Drift = -0.11 dB

Peak SAR (extrapolated) = 6.67 W/kg

SAR(1 g) = 3.69 W/kg; SAR(10 g) = 1.96 W/kg

Maximum value of SAR (measured) = 4.93 W/kg



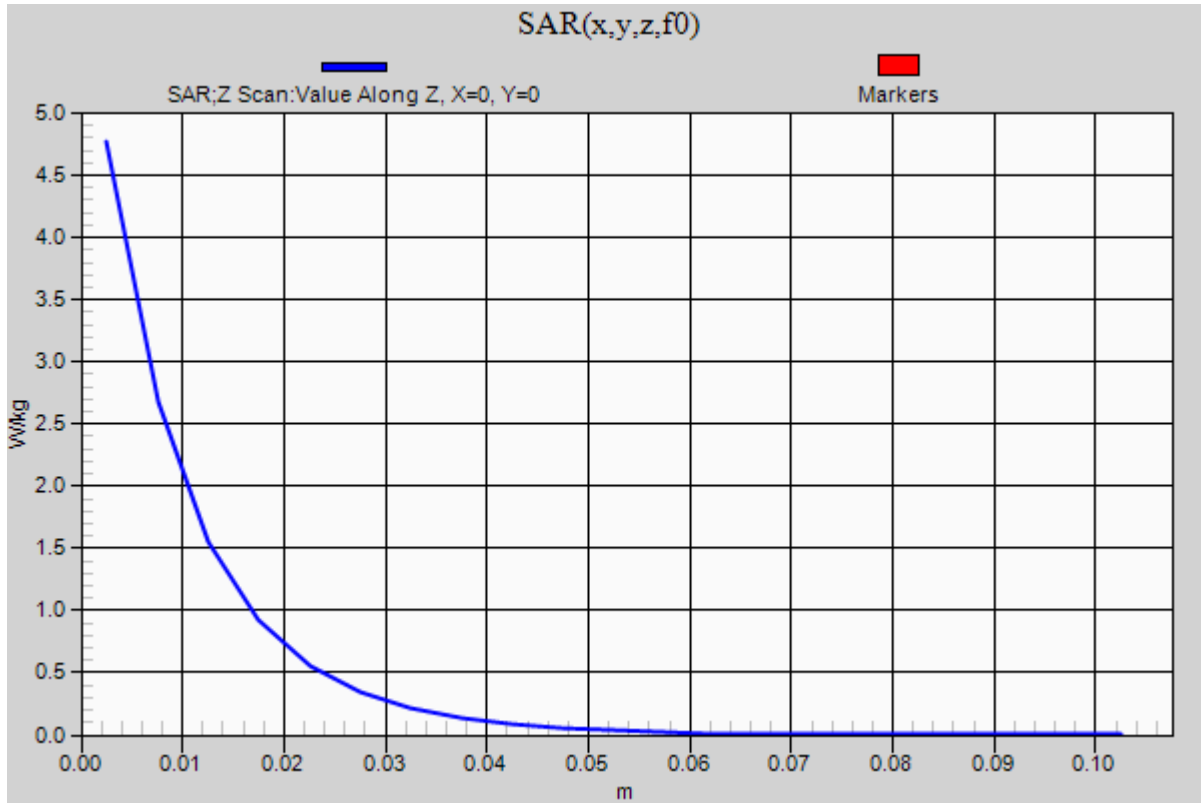
0 dB = 4.93 W/kg = 6.93 dBW/kg

20180713_SystemPerformanceCheck-D1750V2 SN 1053

Frequency: 1750 MHz; Duty Cycle: 1:1

Head/Pin=100 mW/Z Scan (1x1x21): Measurement grid: dx=20mm, dy=20mm, dz=5mm

Maximum value of SAR (measured) = 4.77 W/kg



20180713_SystemPerformanceCheck-D2600V2 SN 1006

Frequency: 2600 MHz; Duty Cycle: 1:1; Room Ambient Temperature: 24.0°C; Liquid Temperature: 23.0°C

Medium parameters used: $f = 2600$ MHz; $\sigma = 1.95$ S/m; $\epsilon_r = 39.163$; $\rho = 1000$ kg/m³

DASY5 Configuration:

- Area Scan Setting: Find Secondary Maximum Within: 2.0 dB and with a peak SAR value greater than 0.0012W/kg
- Electronics: DAE4 Sn1352; Calibrated: 11/8/2017
- Probe: EX3DV4 - SN3772; ConvF(6.71, 6.71, 6.71); Calibrated: 2/13/2018, ConvF(6.71, 6.71, 6.71); Calibrated: 2/13/2018;
- Sensor-Surface: 2.5mm (Mechanical Surface Detection (Locations From Previous Scan Used)), Sensor-Surface: 2.5mm (Mechanical Surface Detection)
- Phantom: Twin-SAM V5.0 (30deg probe tilt); Type: QD 000 P40 CD; Serial: 1629

Head/Pin=100 mW/Area Scan (8x8x1): Measurement grid: dx=12mm, dy=12mm

Maximum value of SAR (measured) = 5.88 W/kg

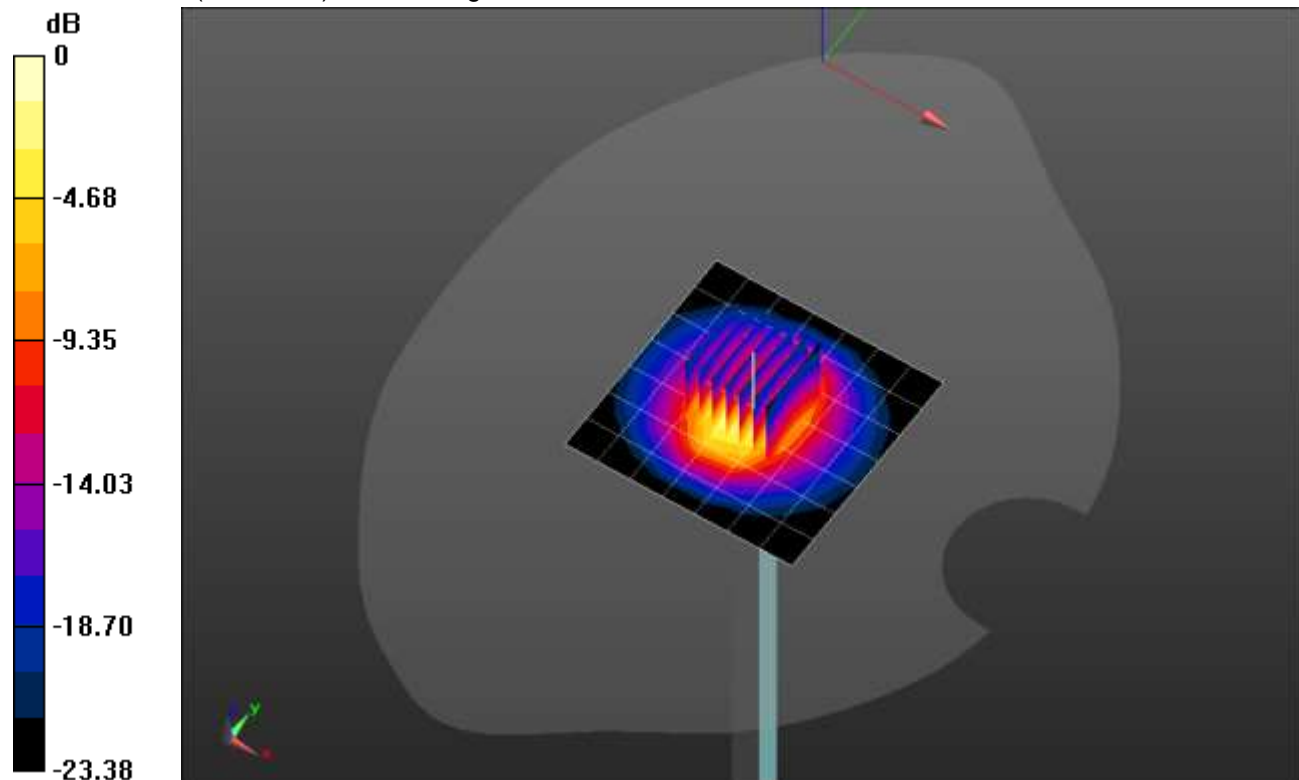
Head/Pin=100 mW/Zoom Scan (7x7x7)/Cube 0: Measurement grid: dx=5mm, dy=5mm, dz=5mm

Reference Value = 63.34 V/m; Power Drift = 0.12 dB

Peak SAR (extrapolated) = 11.9 W/kg

SAR(1 g) = 5.52 W/kg; SAR(10 g) = 2.47 W/kg

Maximum value of SAR (measured) = 7.93 W/kg



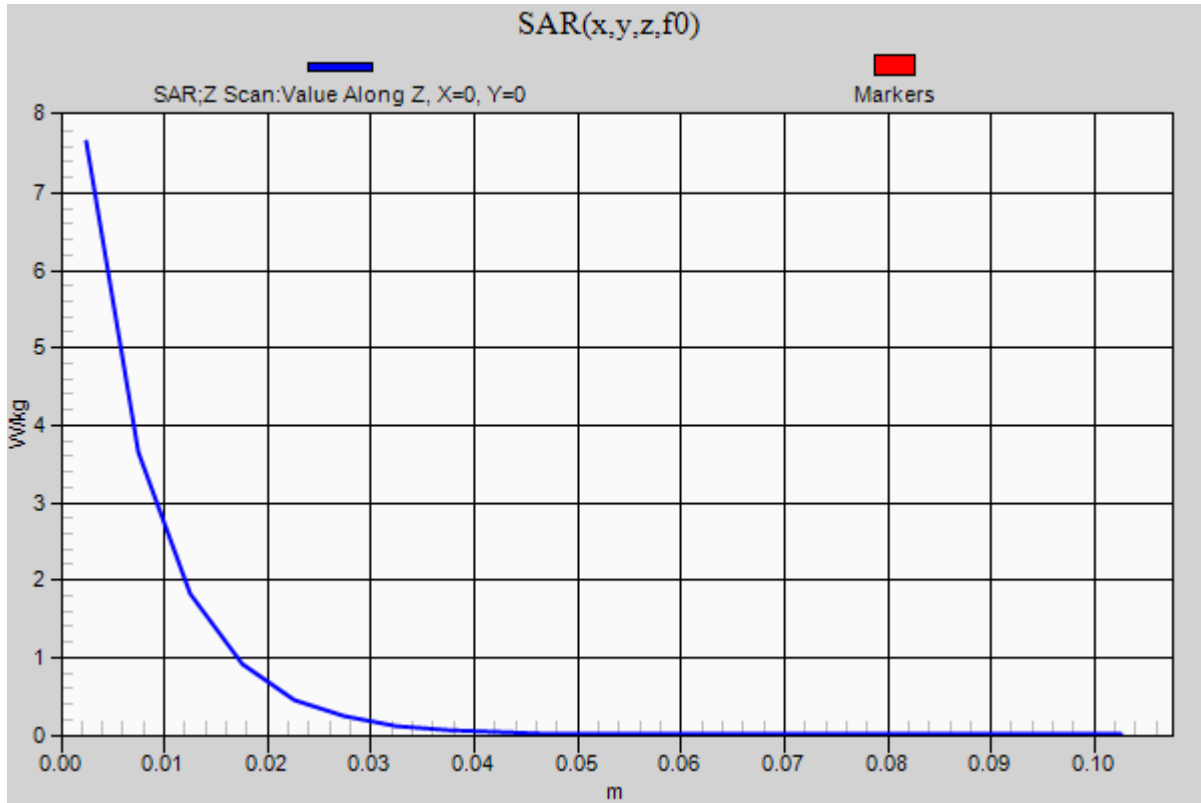
0 dB = 7.93 W/kg = 8.99 dBW/kg

20180713_SystemPerformanceCheck-D2600V2 SN 1006

Frequency: 2600 MHz; Duty Cycle: 1:1

Head/Pin=100 mW/Z Scan (1x1x21): Measurement grid: dx=20mm, dy=20mm, dz=5mm

Maximum value of SAR (measured) = 7.66 W/kg



20180627_SystemPerformanceCheck-D1900V2 SN 5d163

Frequency: 1900 MHz; Duty Cycle: 1:1; Room Ambient Temperature: 24.0°C; Liquid Temperature: 23.0°C

Medium parameters used: $f = 1900$ MHz; $\sigma = 1.431$ S/m; $\epsilon_r = 38.926$; $\rho = 1000$ kg/m³

DASY5 Configuration:

- Area Scan Setting: Find Secondary Maximum Within: 2.0 dB and with a peak SAR value greater than 0.0012W/kg
- Electronics: DAE4 Sn1472; Calibrated: 3/8/2018
- Probe: EX3DV4 - SN3749; ConvF(7.66, 7.66, 7.66); Calibrated: 1/16/2018;
- Sensor-Surface: 2.5mm (Mechanical Surface Detection)
- Phantom: SAM v4.0(A); Type: QD000P40CD; Serial: 1632

Head/Pin=100 mW/Area Scan (7x7x1): Measurement grid: dx=15mm, dy=15mm

Maximum value of SAR (measured) = 5.44 W/kg

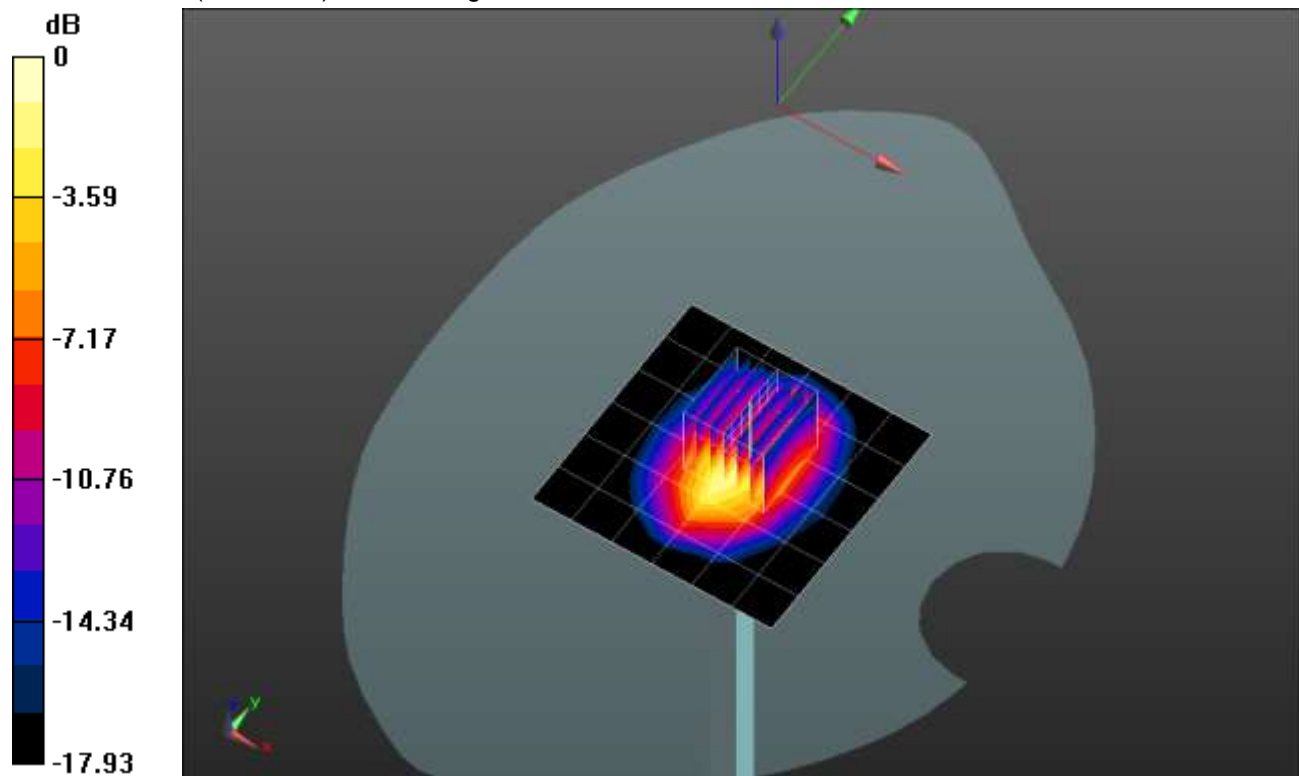
Head/Pin=100 mW/Zoom Scan (7x7x7)/Cube 0: Measurement grid: dx=5mm, dy=5mm, dz=5mm

Reference Value = 62.480 V/m; Power Drift = -0.16 dB

Peak SAR (extrapolated) = 7.89 W/kg

SAR(1 g) = 4.26 W/kg; SAR(10 g) = 2.21 W/kg

Maximum value of SAR (measured) = 5.73 W/kg



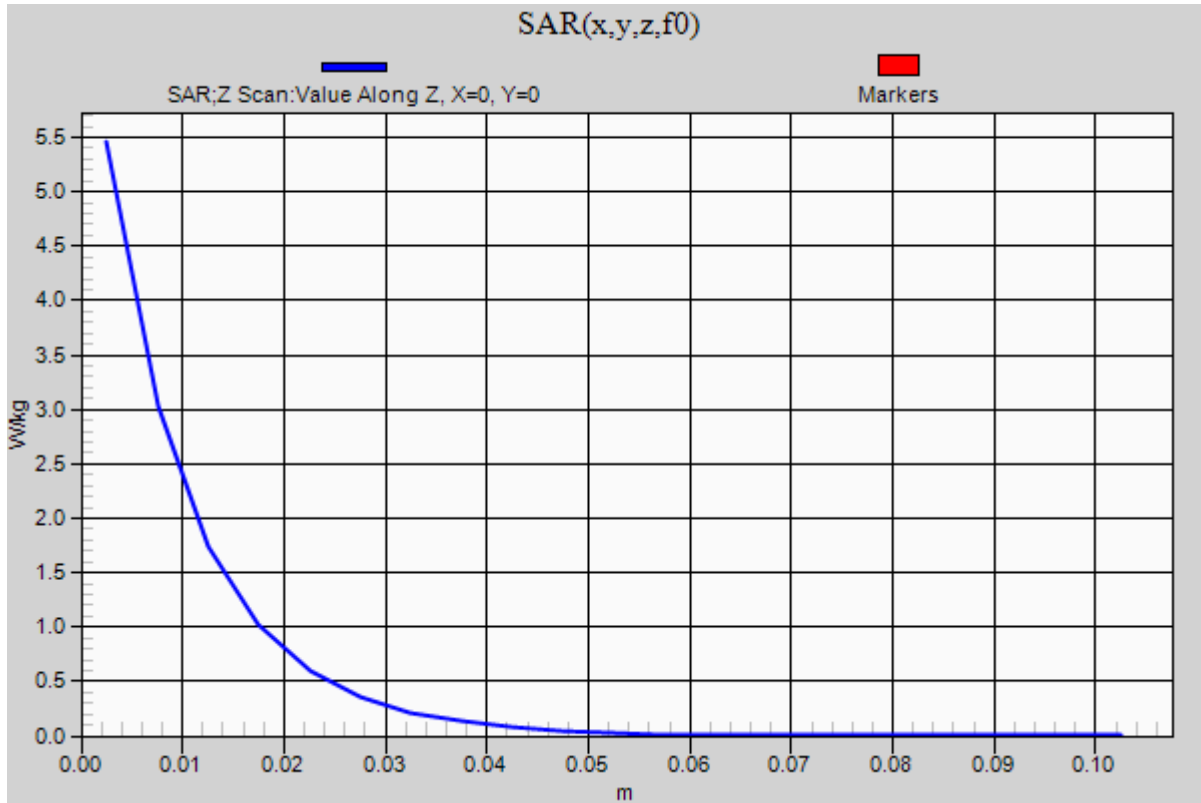
0 dB = 5.73 W/kg = 7.58 dBW/kg

20180627_SystemPerformanceCheck-D1900V2 SN 5d163

Frequency: 1900 MHz; Duty Cycle: 1:1

Head/Pin=100 mW/Z Scan (1x1x21): Measurement grid: dx=20mm, dy=20mm, dz=5mm

Maximum value of SAR (measured) = 5.46 W/kg



20180721_SystemPerformanceCheck-D1900V2 SN 5d140

Frequency: 1900 MHz; Duty Cycle: 1:1; Room Ambient Temperature: 24.0°C; Liquid Temperature: 23.0°C

Medium parameters used: $f = 1900$ MHz; $\sigma = 1.441$ S/m; $\epsilon_r = 40.182$; $\rho = 1000$ kg/m³

DASY5 Configuration:

- Area Scan Setting: Find Secondary Maximum Within: 2.0 dB and with a peak SAR value greater than 0.0012W/kg
- Electronics: DAE4 Sn1472; Calibrated: 3/8/2018
- Probe: EX3DV4 - SN3749; ConvF(7.66, 7.66, 7.66); Calibrated: 1/16/2018;
- Sensor-Surface: 2.5mm (Mechanical Surface Detection)
- Phantom: SAM v4.0(A); Type: QD000P40CD; Serial: 1632

Head/Pin=100 mW/Area Scan (7x7x1): Measurement grid: dx=15mm, dy=15mm

Maximum value of SAR (measured) = 5.45 W/kg

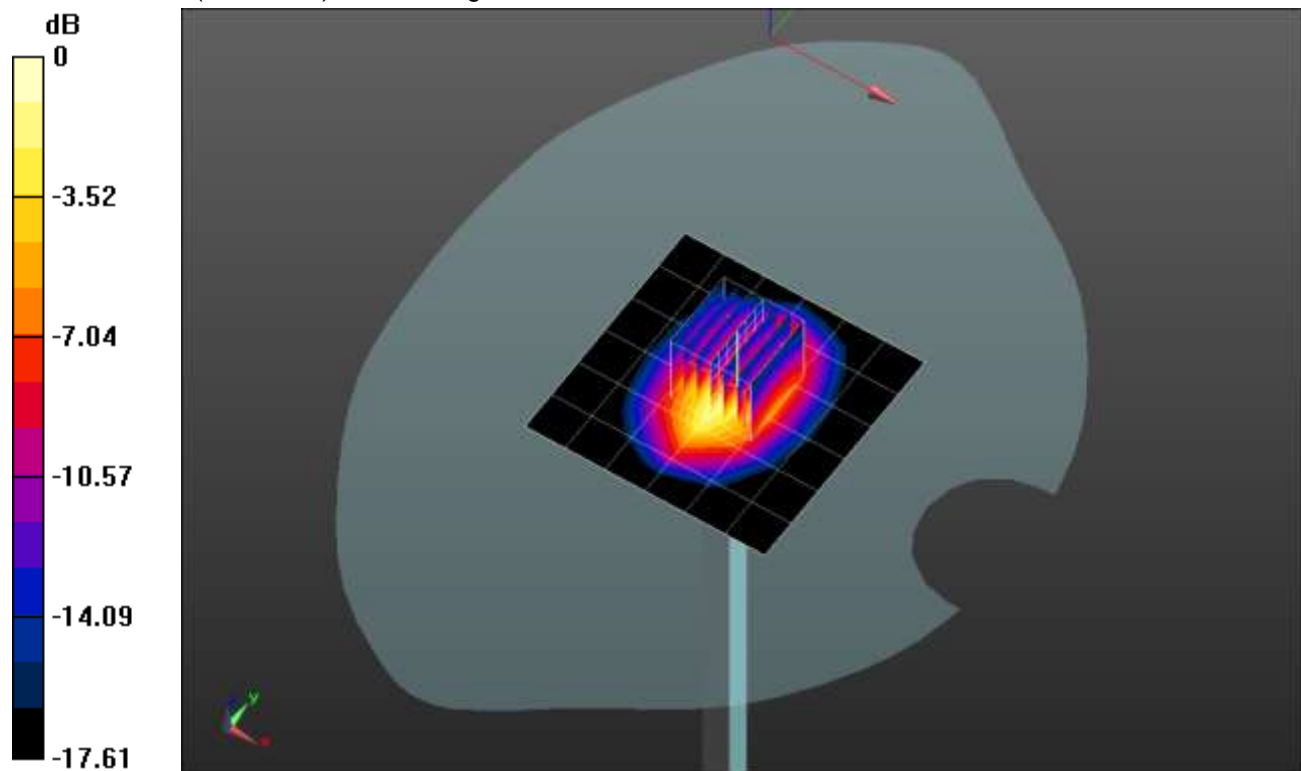
Head/Pin=100 mW/Zoom Scan (7x7x7)/Cube 0: Measurement grid: dx=5mm, dy=5mm, dz=5mm

Reference Value = 62.331 V/m; Power Drift = 0.01 dB

Peak SAR (extrapolated) = 7.75 W/kg

SAR(1 g) = 4.17 W/kg; SAR(10 g) = 2.16 W/kg

Maximum value of SAR (measured) = 5.66 W/kg



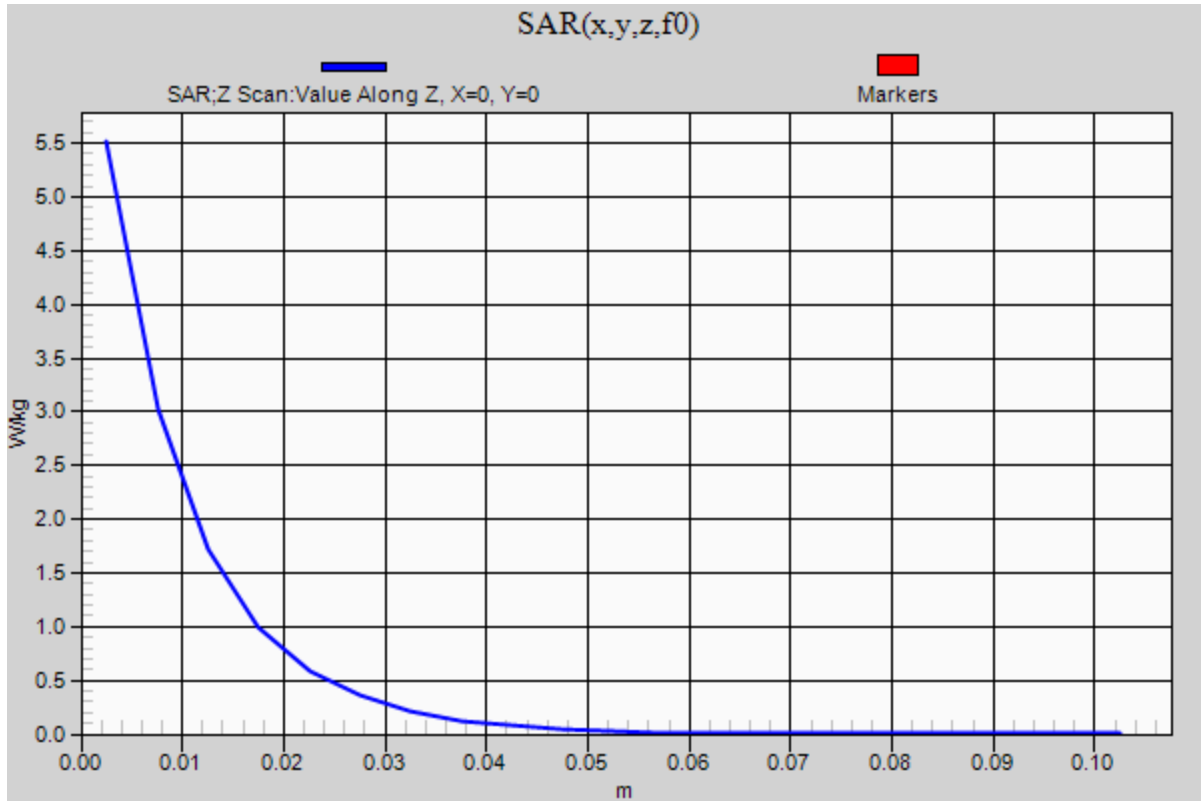
0 dB = 5.66 W/kg = 7.53 dBW/kg

20180721_SystemPerformanceCheck-D1900V2 SN 5d140

Frequency: 1900 MHz; Duty Cycle: 1:1

Head/Pin=100 mW/Z Scan (1x1x21): Measurement grid: dx=20mm, dy=20mm, dz=5mm

Maximum value of SAR (measured) = 5.51 W/kg



20180724 SystemPerformanceCheck-D2600V2 SN 1006

Frequency: 2600 MHz; Duty Cycle: 1:1; Room Ambient Temperature: 24.0°C; Liquid Temperature: 23.0°C
 Medium parameters used: $f = 2600$ MHz; $\sigma = 1.956$ S/m; $\epsilon_r = 38.094$; $\rho = 1000$ kg/m³

DASY5 Configuration:

- Area Scan Setting: Find Secondary Maximum Within: 2.0 dB and with a peak SAR value greater than 0.0012W/kg
- Electronics: DAE4 Sn1472; Calibrated: 3/8/2018
- Probe: EX3DV4 - SN3749; ConvF(6.62, 6.62, 6.62); Calibrated: 1/16/2018;
- Sensor-Surface: 2.5mm (Mechanical Surface Detection)
- Phantom: SAM v4.0(A); Type: QD000P40CD; Serial: 1632

Head/Pin=100 mW/Area Scan (8x8x1): Measurement grid: dx=12mm, dy=12mm

Maximum value of SAR (measured) = 7.08 W/kg

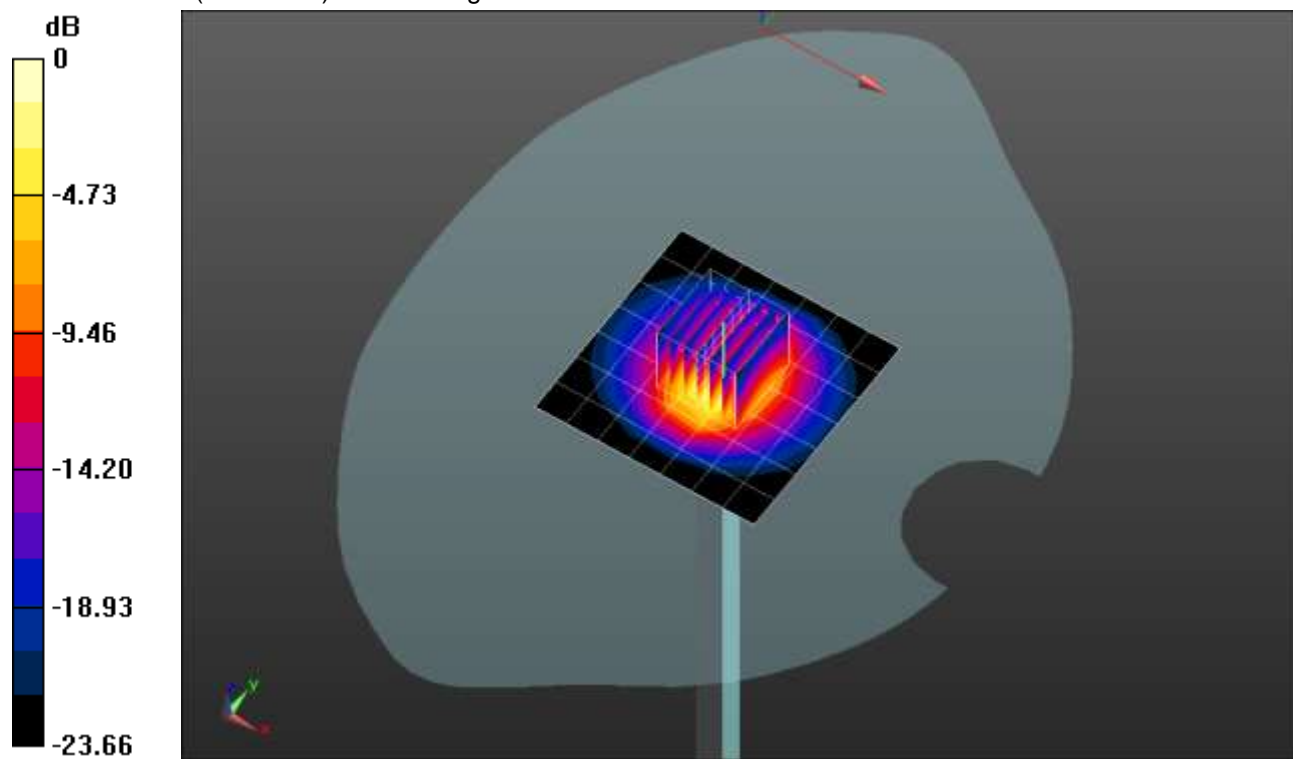
Head/Pin=100 mW/Zoom Scan (7x7x7)/Cube 0: Measurement grid: dx=5mm, dy=5mm, dz=5mm

Reference Value = 66.239 V/m; Power Drift = -0.14 dB

Peak SAR (extrapolated) = 13.2 W/kg

SAR(1 g) = 6.1 W/kg; SAR(10 g) = 2.72 W/kg

Maximum value of SAR (measured) = 8.82 W/kg



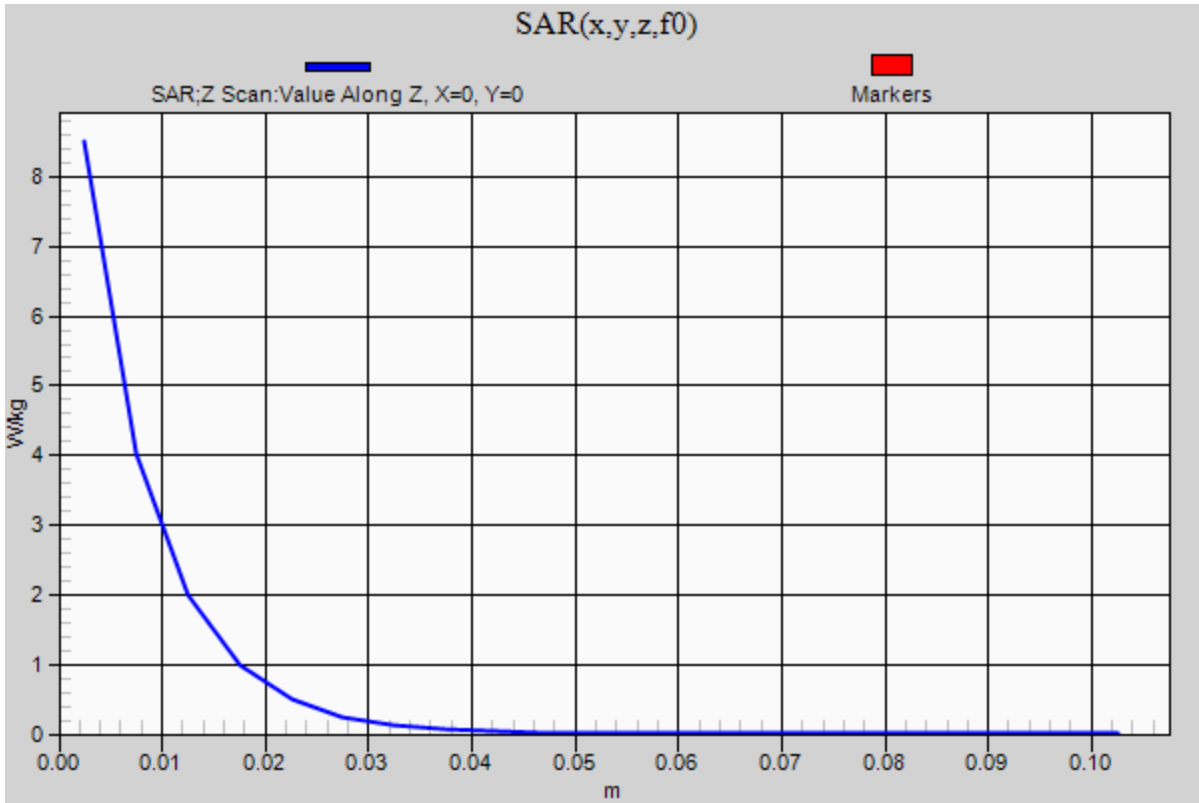
0 dB = 8.82 W/kg = 9.45 dBW/kg

20180724 SystemPerformanceCheck-D2600V2 SN 1006

Frequency: 2600 MHz; Duty Cycle: 1:1

Head/Pin=100 mW/Z Scan (1x1x21): Measurement grid: dx=20mm, dy=20mm, dz=5mm

Maximum value of SAR (measured) = 8.51 W/kg



20180627_SystemPerformanceCheck-D2300V2 SN 1002

Frequency: 2300 MHz; Duty Cycle: 1:1; Room Ambient Temperature: 24.0°C; Liquid Temperature: 23.0°C
 Medium parameters used: $f = 2300$ MHz; $\sigma = 1.717$ S/m; $\epsilon_r = 38.08$; $\rho = 1000$ kg/m³

DASY5 Configuration:

- Area Scan Setting: Find Secondary Maximum Within: 2.0 dB and with a peak SAR value greater than 0.0012W/kg
- Electronics: DAE4 Sn1433; Calibrated: 3/7/2018
- Probe: EX3DV4 - SN3902; ConvF(7.93, 7.93, 7.93); Calibrated: 5/24/2018;
- Sensor-Surface: 2.5mm (Mechanical Surface Detection)
- Phantom: SAM with CRP v5.0; Type: QD000P40CD; Serial: 1772

Head/Pin=100 mW/Area Scan (8x8x1): Measurement grid: dx=12mm, dy=12mm

Maximum value of SAR (measured) = 4.96 W/kg

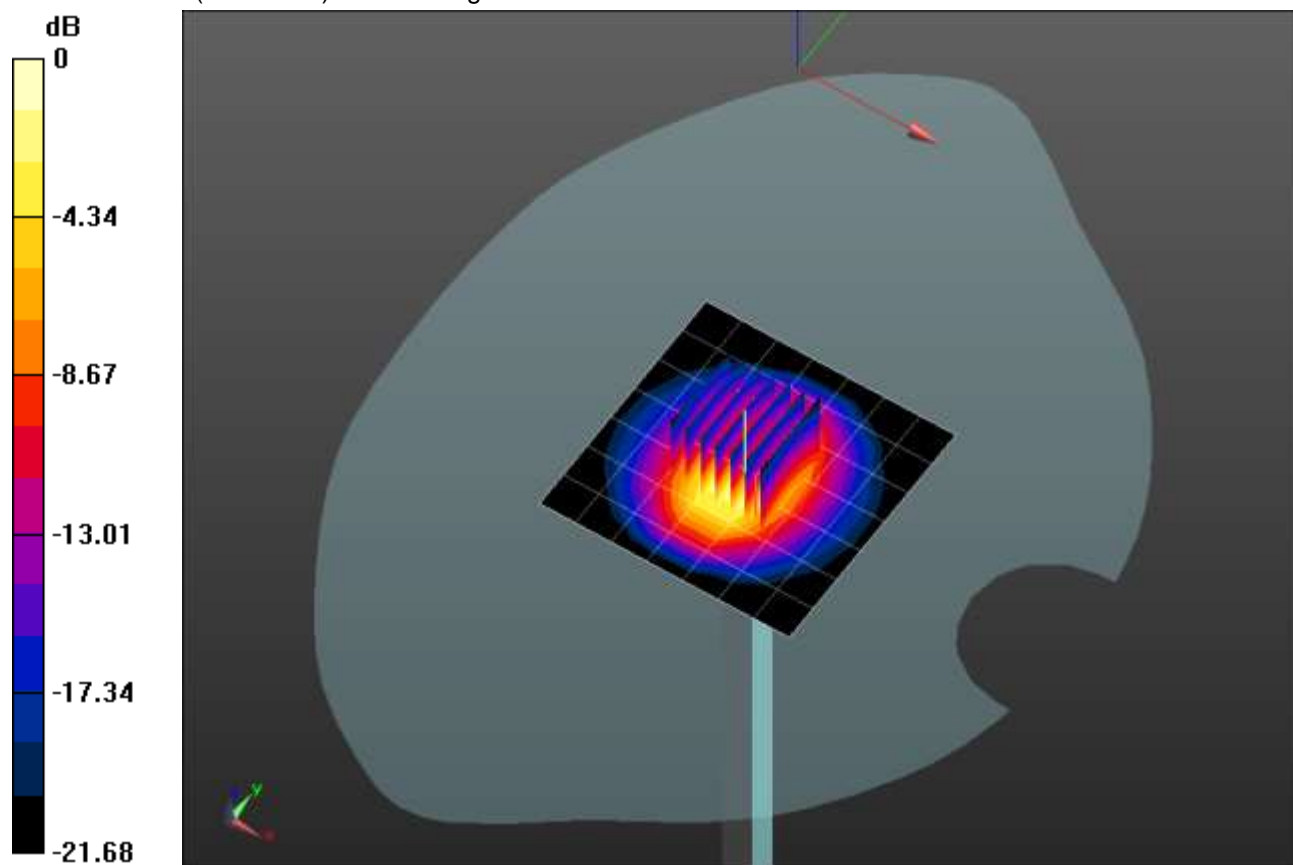
Head/Pin=100 mW/Zoom Scan (7x7x7)/Cube 0: Measurement grid: dx=5mm, dy=5mm, dz=5mm

Reference Value = 64.36 V/m; Power Drift = -0.14 dB

Peak SAR (extrapolated) = 9.89 W/kg

SAR(1 g) = 4.84 W/kg; SAR(10 g) = 2.28 W/kg

Maximum value of SAR (measured) = 6.85 W/kg

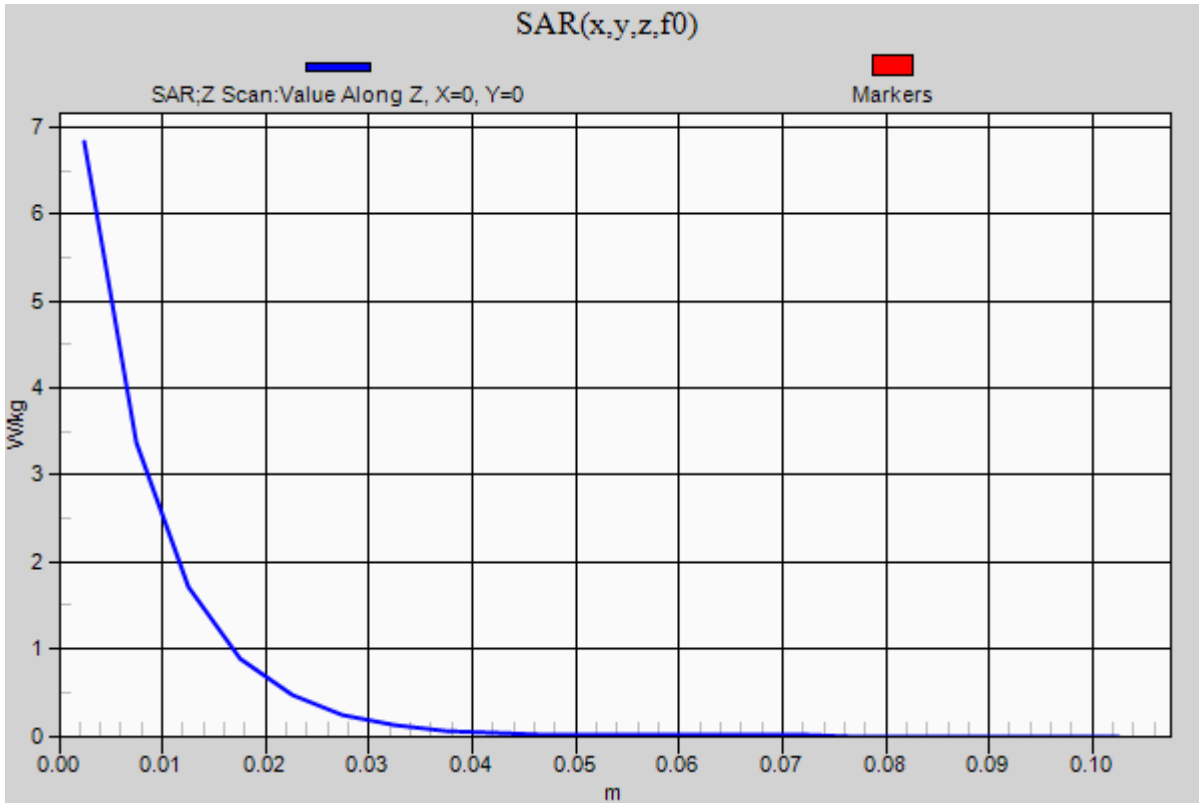


0 dB = 6.85 W/kg = 8.36 dBW/kg

20180627_SystemPerformanceCheck-D2300V2 SN 1002

Frequency: 2300 MHz; Duty Cycle: 1:1

Head/Pin=100 mW/Z Scan (1x1x21): Measurement grid: dx=20mm, dy=20mm, dz=5mm
Maximum value of SAR (measured) = 6.83 W/kg



20180701_SystemPerformanceCheck-D2300V2 SN 1058

Frequency: 2300 MHz; Duty Cycle: 1:1; Room Ambient Temperature: 24.0°C; Liquid Temperature: 23.0°C
 Medium parameters used: $f = 2300$ MHz; $\sigma = 1.71$ S/m; $\epsilon_r = 39.376$; $\rho = 1000$ kg/m³

DASY5 Configuration:

- Area Scan Setting: Find Secondary Maximum Within: 2.0 dB and with a peak SAR value greater than 0.0012W/kg
- Electronics: DAE4 Sn1433; Calibrated: 3/7/2018
- Probe: EX3DV4 - SN3902; ConvF(7.93, 7.93, 7.93); Calibrated: 5/24/2018;
- Sensor-Surface: 2.5mm (Mechanical Surface Detection)
- Phantom: SAM with CRP v5.0; Type: QD000P40CD; Serial: 1772

Head/Pin=100 mW/Area Scan (8x8x1): Measurement grid: dx=12mm, dy=12mm

Maximum value of SAR (measured) = 6.20 W/kg

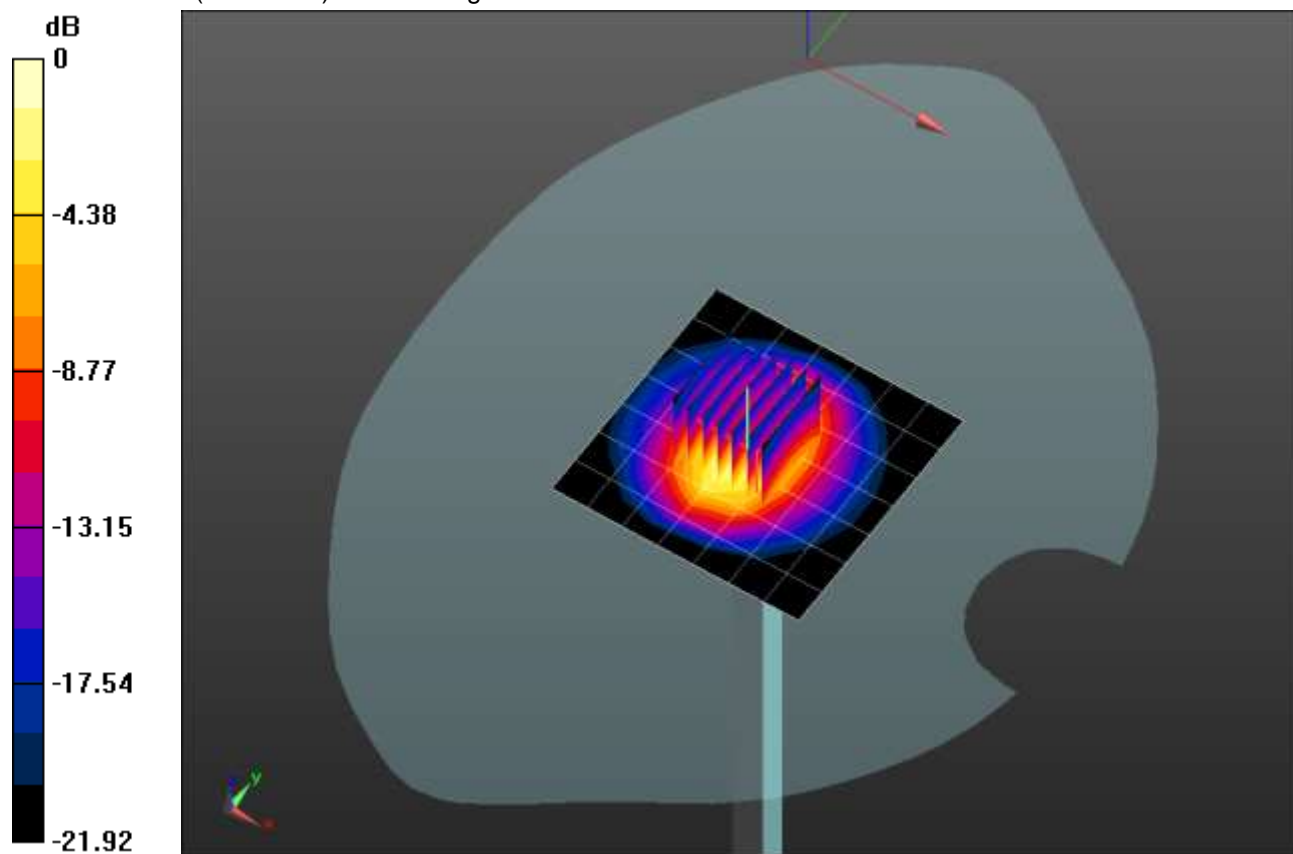
Head/Pin=100 mW/Zoom Scan (7x7x7)/Cube 0: Measurement grid: dx=5mm, dy=5mm, dz=5mm

Reference Value = 62.22 V/m; Power Drift = 0.09 dB

Peak SAR (extrapolated) = 10.3 W/kg

SAR(1 g) = 4.95 W/kg; SAR(10 g) = 2.33 W/kg

Maximum value of SAR (measured) = 7.05 W/kg

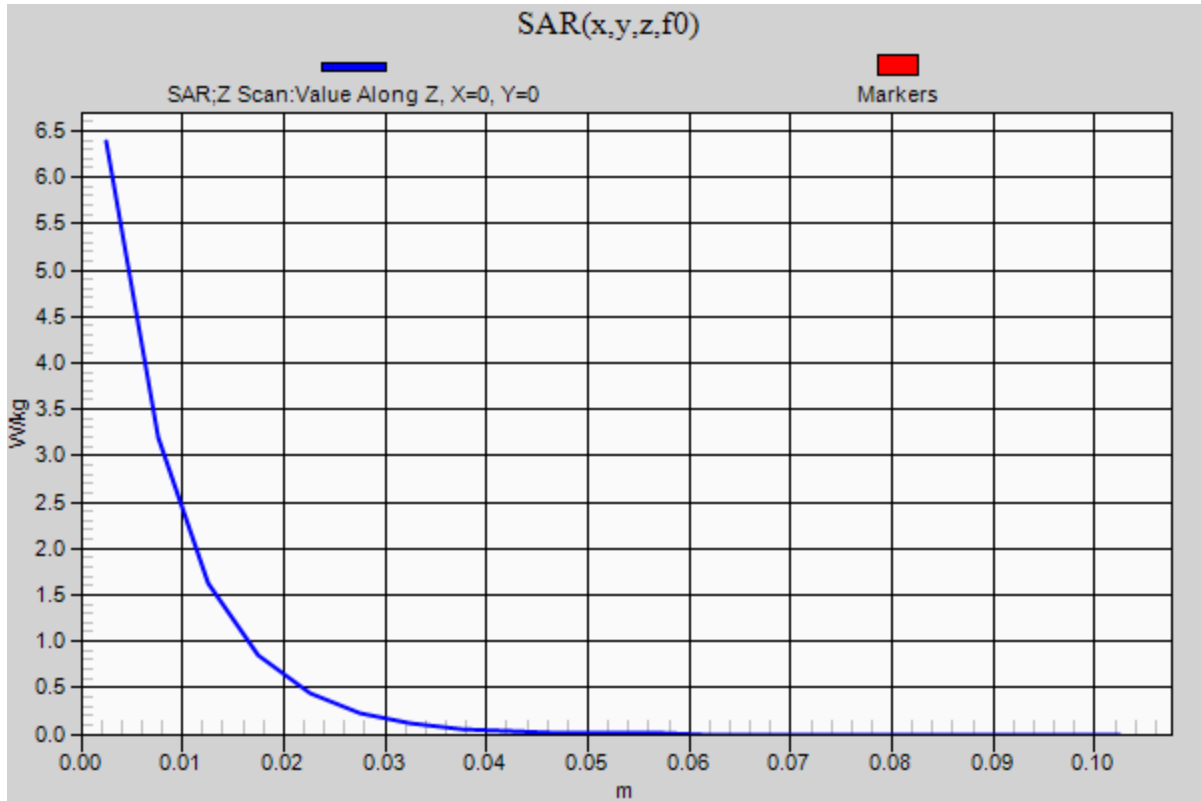


0 dB = 7.05 W/kg = 8.48 dBW/kg

20180701_SystemPerformanceCheck-D2300V2 SN 1058

Frequency: 2300 MHz; Duty Cycle: 1:1

Head/Pin=100 mW/Z Scan (1x1x21): Measurement grid: dx=20mm, dy=20mm, dz=5mm
Maximum value of SAR (measured) = 6.38 W/kg



20180709_SystemPerformanceCheck-D2600V2 SN 1006

Frequency: 2600 MHz; Duty Cycle: 1:1; Room Ambient Temperature: 24.0°C; Liquid Temperature: 23.0°C
Medium parameters used: $f = 2600$ MHz; $\sigma = 2.234$ S/m; $\epsilon_r = 50.459$; $\rho = 1000$ kg/m³

DASY5 Configuration:

- Area Scan Setting: Find Secondary Maximum Within: 2.0 dB and with a peak SAR value greater than 0.0012W/kg
- Electronics: DAE4 Sn1433; Calibrated: 3/7/2018
- Probe: EX3DV4 - SN3902; ConvF(7.5, 7.5, 7.5); Calibrated: 5/24/2018;
- Sensor-Surface: 2.5mm (Mechanical Surface Detection)
- Phantom: ELI v5.0 (A); Type: QDOVA002AA; Serial: 1256

Body/Pin=100 mW/Area Scan (8x8x1): Measurement grid: dx=12mm, dy=12mm

Maximum value of SAR (measured) = 6.75 W/kg

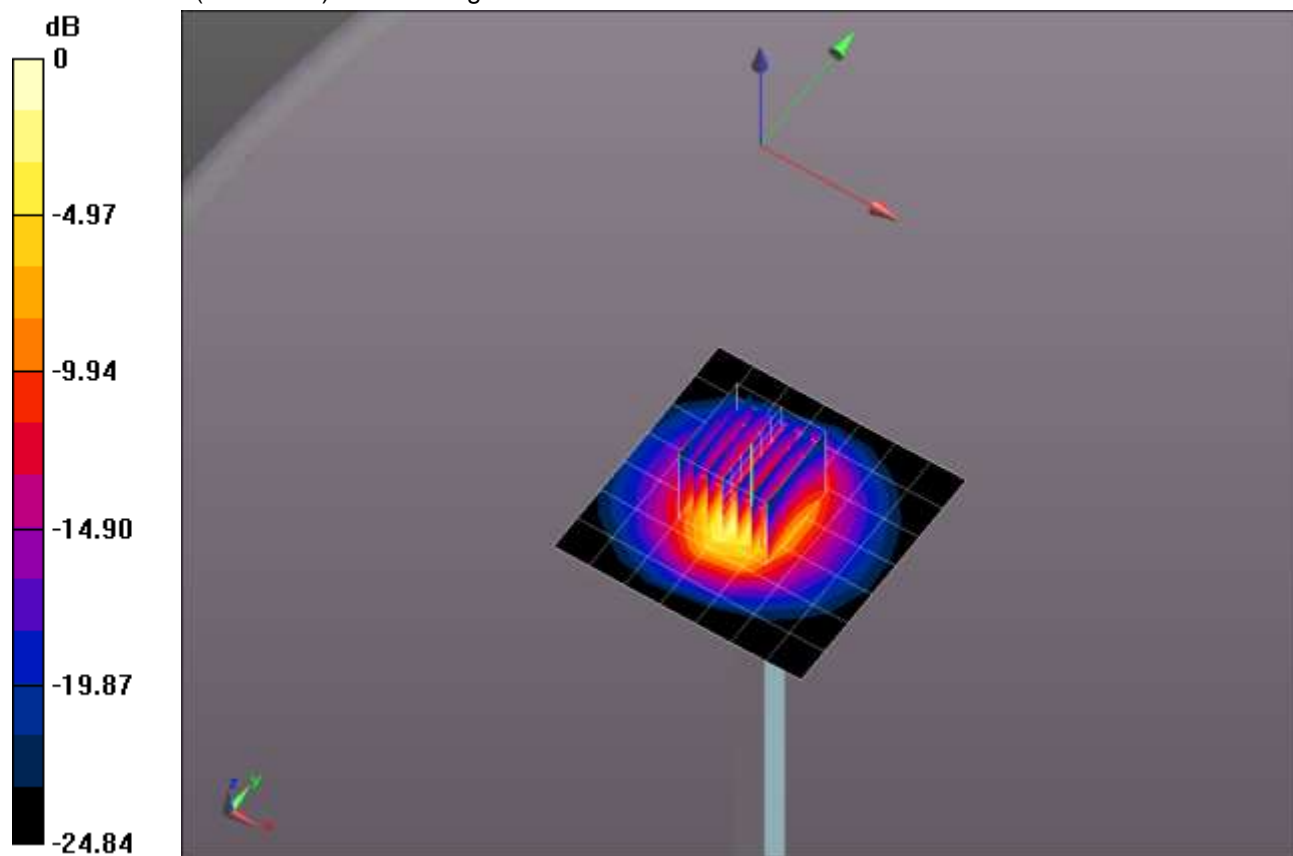
Body/Pin=100 mW/Zoom Scan (7x7x7)/Cube 0: Measurement grid: dx=5mm, dy=5mm, dz=5mm

Reference Value = 56.25 V/m; Power Drift = 0.16 dB

Peak SAR (extrapolated) = 11.4 W/kg

SAR(1 g) = 5.26 W/kg; SAR(10 g) = 2.31 W/kg

Maximum value of SAR (measured) = 7.69 W/kg

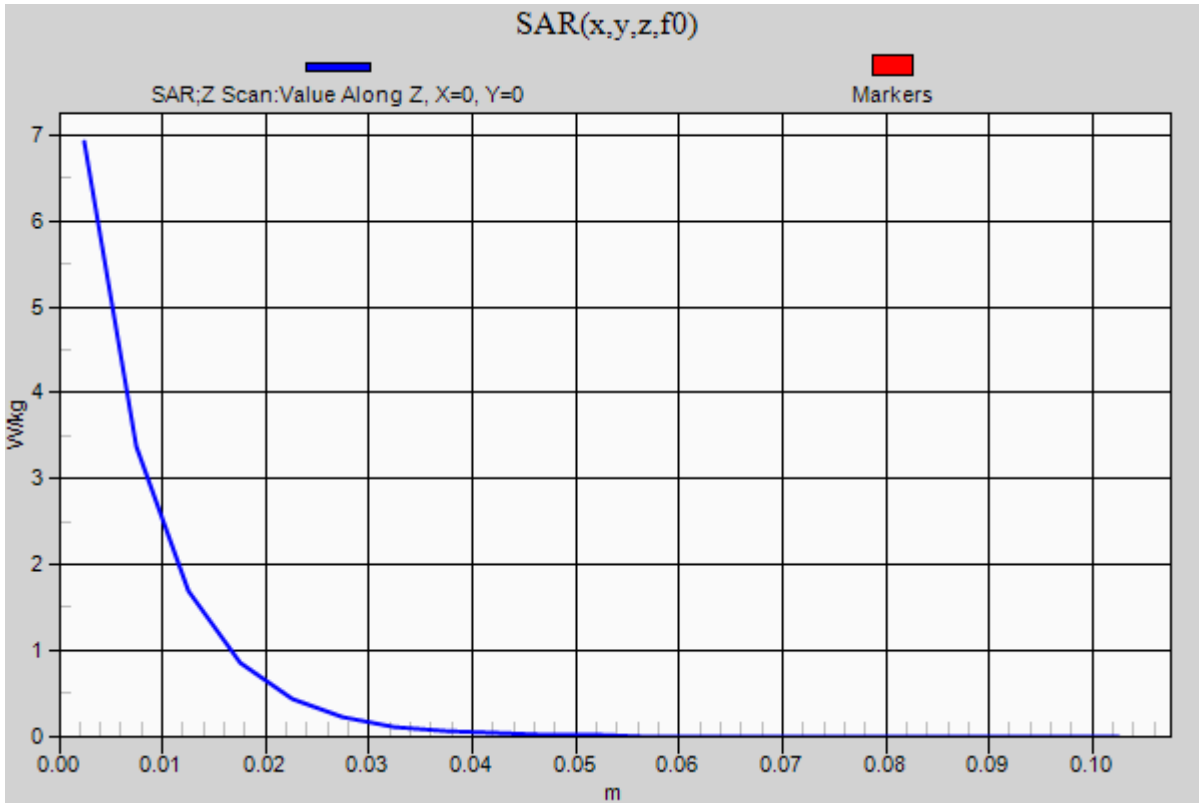


0 dB = 7.69 W/kg = 8.86 dBW/kg

20180709_SystemPerformanceCheck-D2600V2 SN 1006

Frequency: 2600 MHz; Duty Cycle: 1:1

Body/Pin=100 mW/Z Scan (1x1x21): Measurement grid: dx=20mm, dy=20mm, dz=5mm
Maximum value of SAR (measured) = 6.93 W/kg



20180705_SystemPerformanceCheck-D5GHzV2 SN 1138

Frequency: 5800 MHz; Duty Cycle: 1:1; Room Ambient Temperature: 24.0°C; Liquid Temperature: 23.0°C

Medium parameters used: $f = 5800$ MHz; $\sigma = 6.079$ S/m; $\epsilon_r = 48.352$; $\rho = 1000$ kg/m³

DASY5 Configuration:

- Area Scan Setting: Find Secondary Maximum Within: 2.0 dB and with a peak SAR value greater than 0.0012W/kg
- Electronics: DAE4 Sn1259; Calibrated: 1/10/2018
- Probe: EX3DV4 - SN3989; ConvF(4.72, 4.72, 4.72); Calibrated: 1/16/2018, ConvF(4.72, 4.72, 4.72); Calibrated: 1/16/2018;
- Sensor-Surface: 1.4mm (Mechanical Surface Detection)
- Phantom: ELI V5.0 Slot 1/2; Type: QD OVA 002 AA; Serial: 1258

Body/5.8 GHz, Pin=100mW/Area Scan (7x7x1): Measurement grid: dx=10mm, dy=10mm

Maximum value of SAR (measured) = 22.6 W/kg

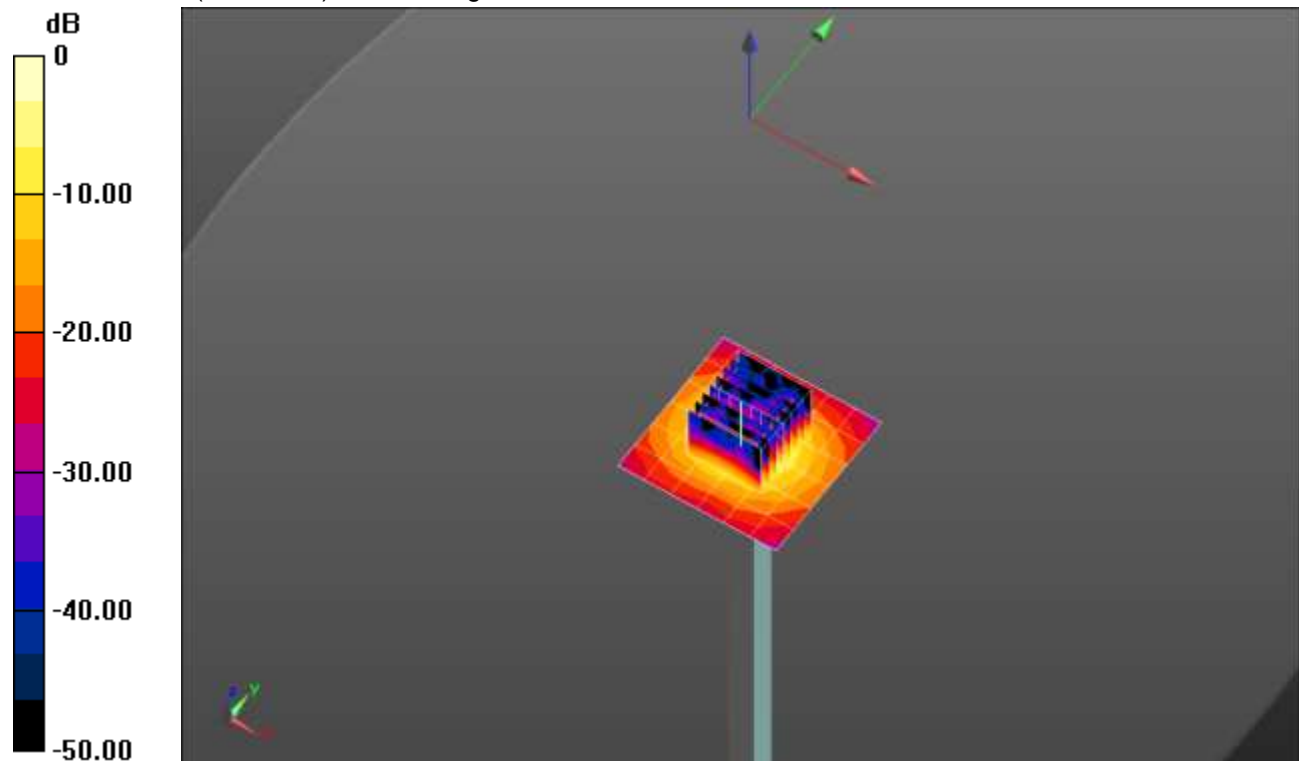
Body/5.8 GHz, Pin=100mW/Zoom Scan (8x8x7)/Cube 0: Measurement grid: dx=4mm, dy=4mm, dz=1.4mm

Reference Value = 51.26 V/m; Power Drift = 0.00 dB

Peak SAR (extrapolated) = 41.2 W/kg

SAR(1 g) = 8.13 W/kg; SAR(10 g) = 2.25 W/kg

Maximum value of SAR (measured) = 20.8 W/kg

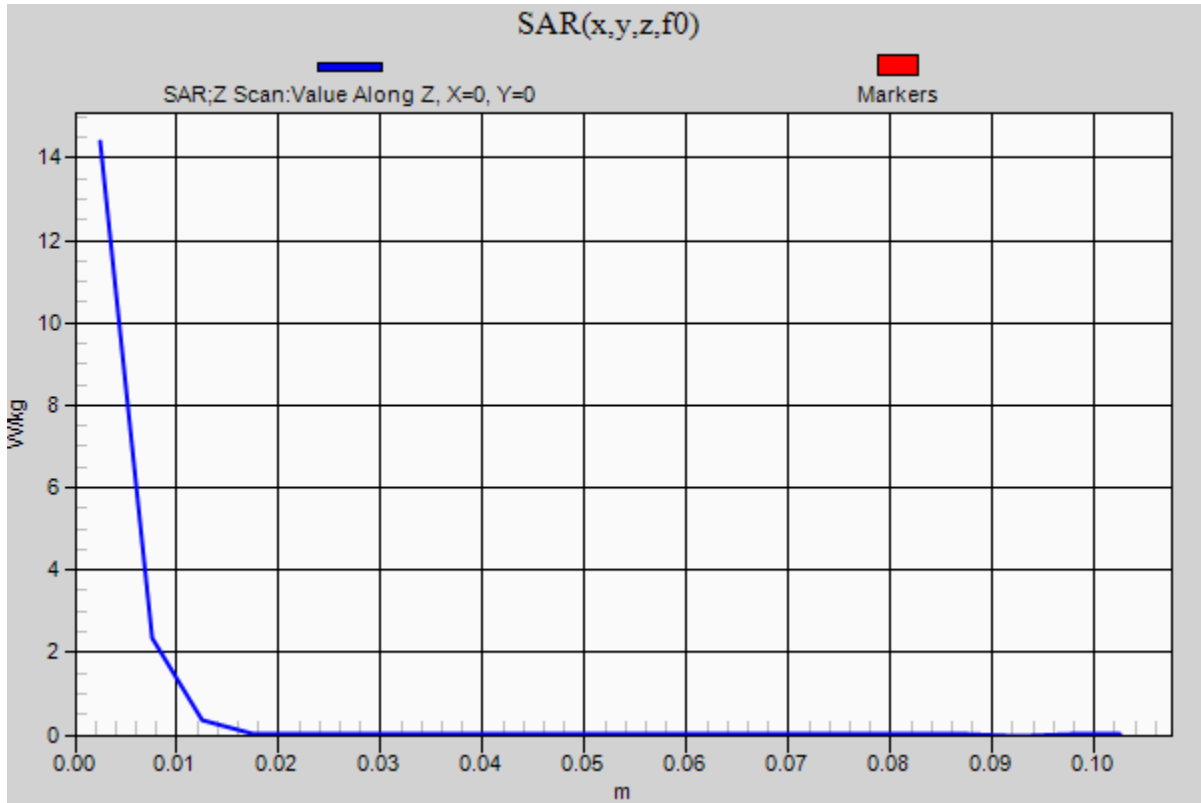


0 dB = 20.8 W/kg = 13.18 dBW/kg

20180705_SystemPerformanceCheck-D5GHzV2 SN 1138

Frequency: 5800 MHz; Duty Cycle: 1:1

Body/5.8 GHz, Pin=100mW/Z Scan (1x1x21): Measurement grid: dx=20mm, dy=20mm, dz=5mm
Maximum value of SAR (measured) = 14.4 W/kg



20180724_SystemPerformanceCheck-D5GHzV2 SN 1003

Frequency: 5750 MHz; Duty Cycle: 1:1; Room Ambient Temperature: 24.0°C; Liquid Temperature: 23.0°C
 Medium parameters used: $f = 5750 \text{ MHz}$; $\sigma = 5.986 \text{ S/m}$; $\epsilon_r = 48.355$; $\rho = 1000 \text{ kg/m}^3$

DASY5 Configuration:

- Area Scan Setting: Find Secondary Maximum Within: 2.0 dB and with a peak SAR value greater than 0.0012W/kg
- Electronics: DAE4 Sn1548; Calibrated: 5/3/2018
- Probe: EX3DV4 - SN3989; ConvF(4.72, 4.72, 4.72); Calibrated: 1/16/2018, ConvF(4.72, 4.72, 4.72); Calibrated: 1/16/2018;
- Sensor-Surface: 1.4mm (Mechanical Surface Detection)
- Phantom: ELI V5.0 Slot 1/2; Type: QD OVA 002 Ax; Serial: 1119

Body/5.75 GHz, Pin=100mW/Area Scan (7x7x1): Measurement grid: dx=10mm, dy=10mm
 Maximum value of SAR (measured) = 21.4 W/kg

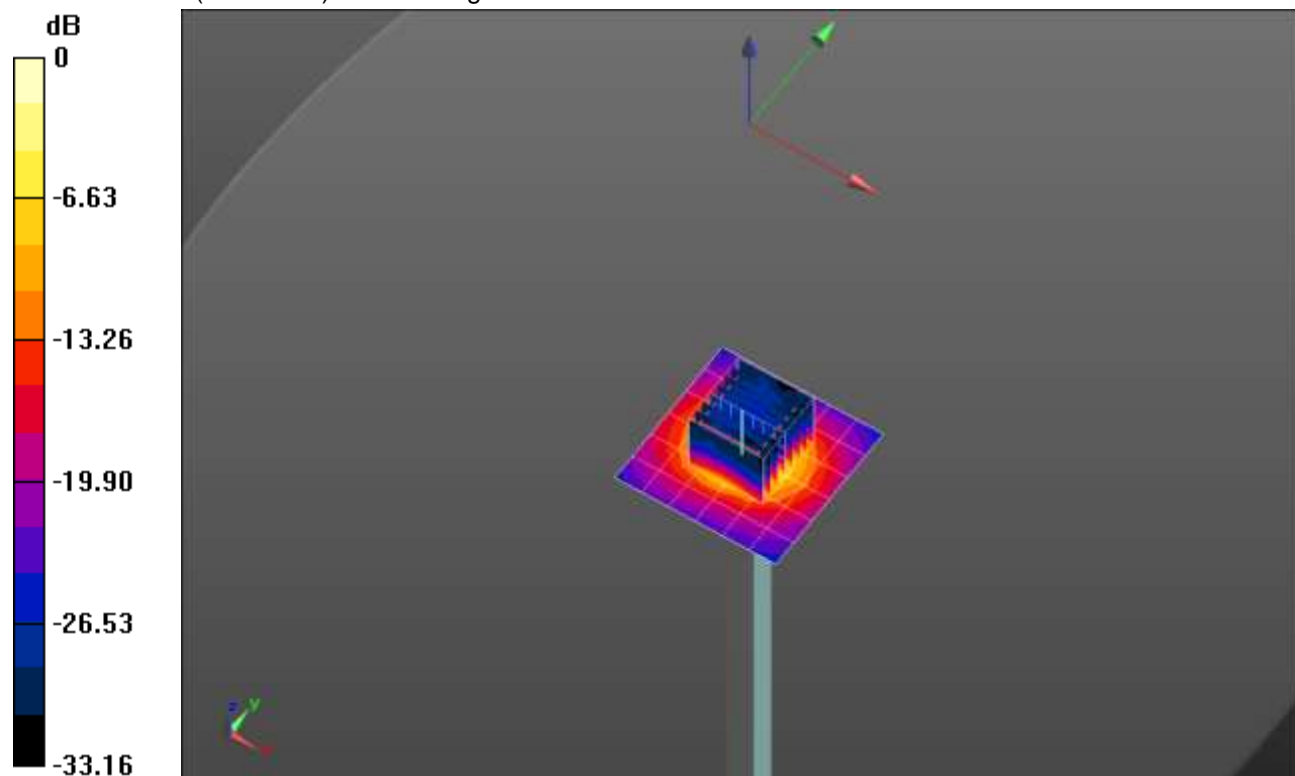
Body/5.75 GHz, Pin=100mW/Zoom Scan (8x8x7)/Cube 0: Measurement grid: dx=4mm, dy=4mm, dz=1.4mm

Reference Value = 50.76 V/m; Power Drift = 0.08 dB

Peak SAR (extrapolated) = 41.4 W/kg

SAR(1 g) = 8.02 W/kg; SAR(10 g) = 2.24 W/kg

Maximum value of SAR (measured) = 20.3 W/kg

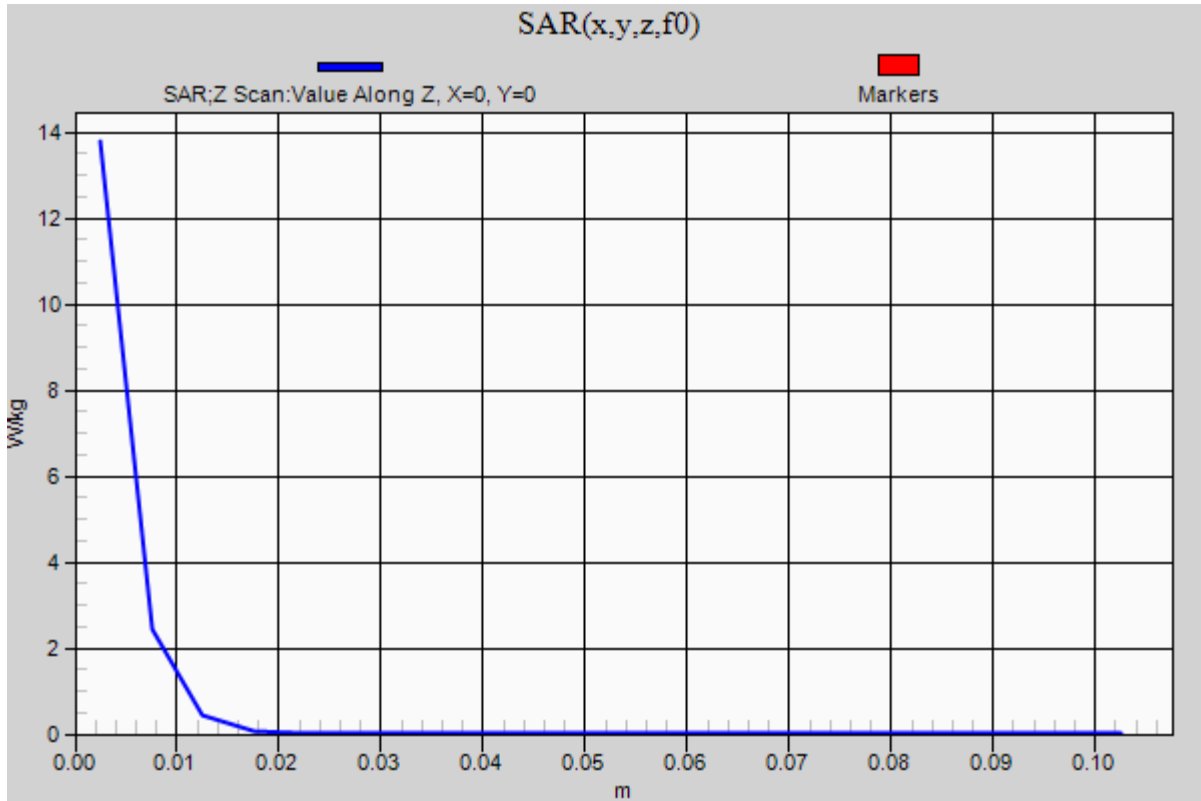


0 dB = 20.3 W/kg = 13.07 dBW/kg

20180724_SystemPerformanceCheck-D5GHzV2 SN 1003

Frequency: 5750 MHz; Duty Cycle: 1:1

Body/5.75 GHz, Pin=100mW/Z Scan (1x1x21): Measurement grid: dx=20mm, dy=20mm, dz=5mm
Maximum value of SAR (measured) = 13.8 W/kg



20180628_SystemPerformanceCheck-D5GHzV2 SN 1003

Frequency: 5250 MHz; Duty Cycle: 1:1; Room Ambient Temperature: 24.0°C; Liquid Temperature: 23.0°C
 Medium parameters used: $f = 5250 \text{ MHz}$; $\sigma = 5.512 \text{ S/m}$; $\epsilon_r = 46.918$; $\rho = 1000 \text{ kg/m}^3$

DASY5 Configuration:

- Area Scan Setting: Find Secondary Maximum Within: 2.0 dB and with a peak SAR value greater than 0.0012W/kg
- Electronics: DAE4 Sn1377; Calibrated: 10/11/2017
- Probe: EX3DV4 - SN3929; ConvF(4.43, 4.43, 4.43); Calibrated: 3/16/2018;
- Sensor-Surface: 1.4mm (Mechanical Surface Detection)
- Phantom: ELI V5.0 Slot 6/7; Type: QD OVA 002 Ax; Serial: 1163

Body/5.25 GHz, Pin=100mW/Area Scan (7x7x1): Measurement grid: dx=10mm, dy=10mm
 Maximum value of SAR (measured) = 16.7 W/kg

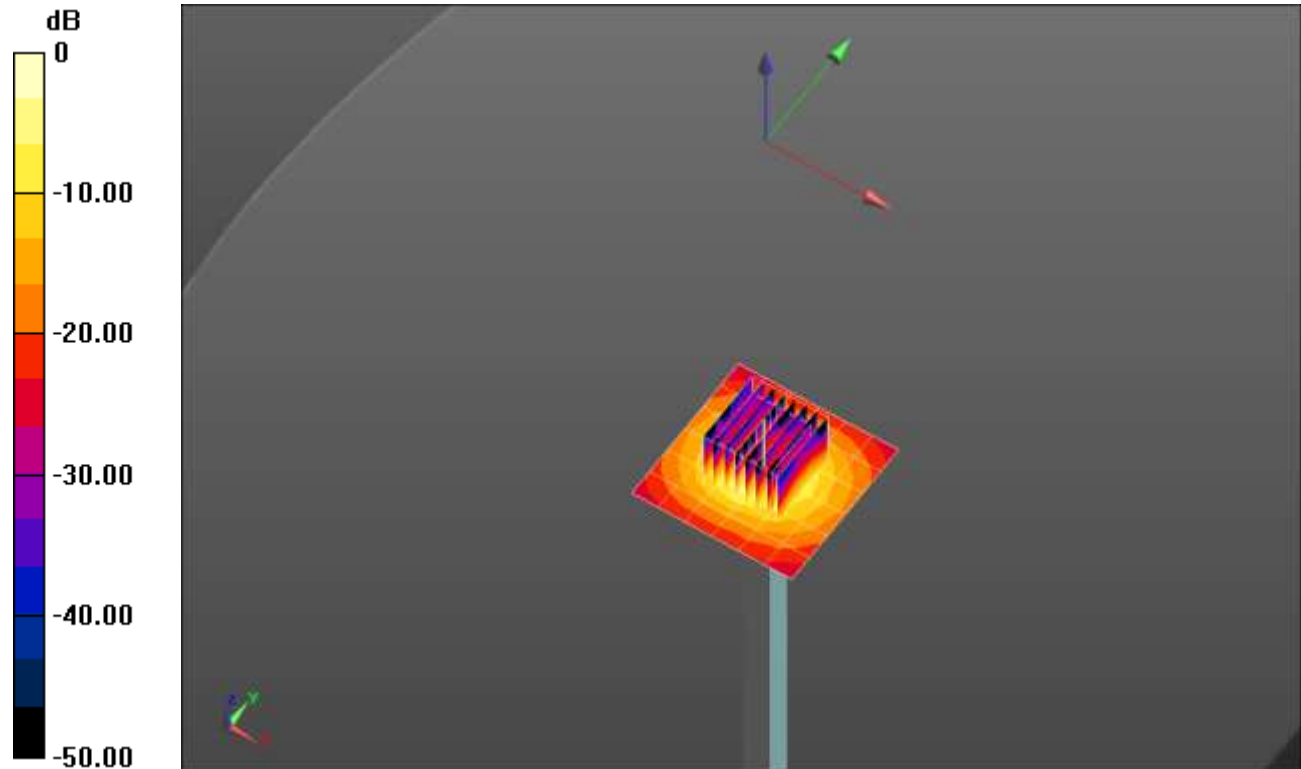
Body/5.25 GHz, Pin=100mW/Zoom Scan (8x8x7)/Cube 0: Measurement grid: dx=4mm, dy=4mm, dz=1.4mm

Reference Value = 49.122 V/m; Power Drift = 0.15 dB

Peak SAR (extrapolated) = 28.0 W/kg

SAR(1 g) = 6.76 W/kg; SAR(10 g) = 1.97 W/kg

Maximum value of SAR (measured) = 15.7 W/kg

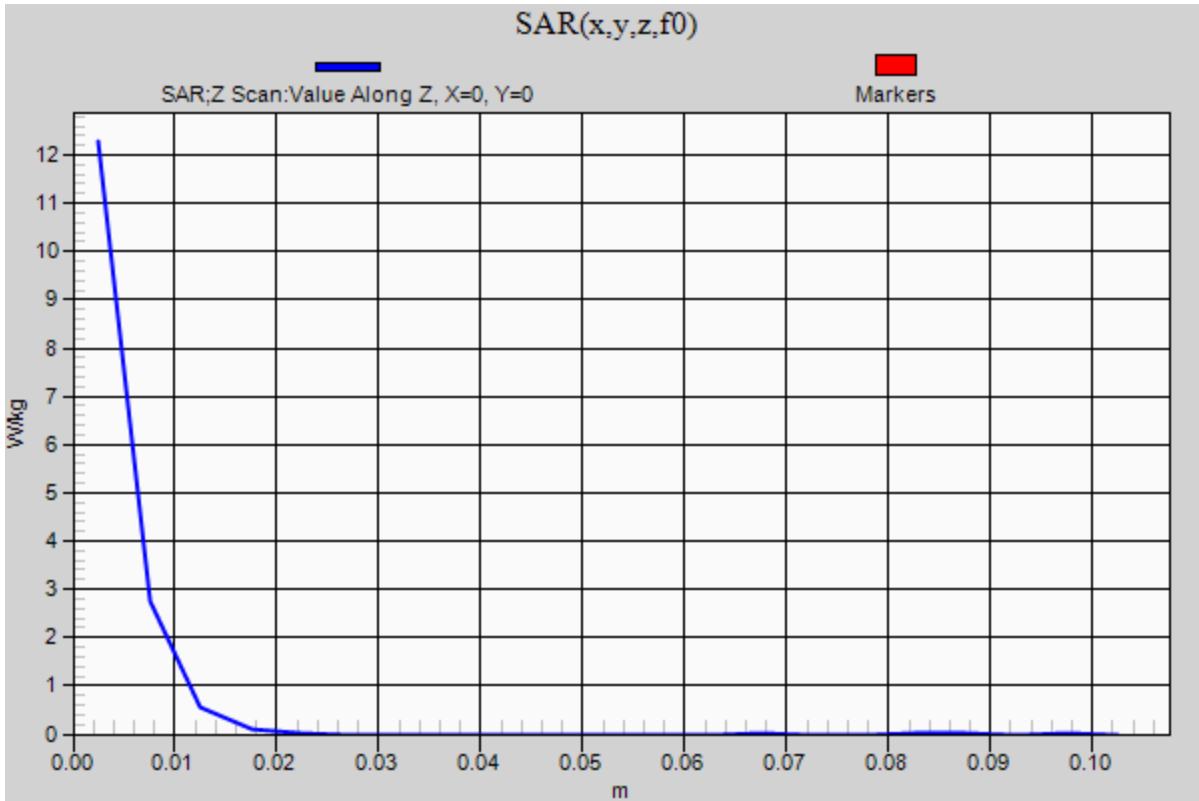


0 dB = 15.7 W/kg = 11.96 dBW/kg

20180628_SystemPerformanceCheck-D5GHzV2 SN 1003

Frequency: 5250 MHz; Duty Cycle: 1:1

Body/5.25 GHz, Pin=100mW/Z Scan (1x1x21): Measurement grid: dx=20mm, dy=20mm, dz=5mm
Maximum value of SAR (measured) = 12.3 W/kg



20180706_SystemPerformanceCheck-D5GHzV2 SN 1138

Frequency: 5200 MHz; Duty Cycle: 1:1; Room Ambient Temperature: 24.0°C; Liquid Temperature: 23.0°C

Medium parameters used: $f = 5200$ MHz; $\sigma = 4.492$ S/m; $\epsilon_r = 35.631$; $\rho = 1000$ kg/m³

DASY5 Configuration:

- Area Scan Setting: Find Secondary Maximum Within: 2.0 dB and with a peak SAR value greater than 0.0012W/kg
- Electronics: DAE4 Sn1377; Calibrated: 10/11/2017
- Probe: EX3DV4 - SN3929; ConvF(4.75, 4.75, 4.75); Calibrated: 3/16/2018, ConvF(4.75, 4.75, 4.75); Calibrated: 3/16/2018;
- Sensor-Surface: 1.4mm (Mechanical Surface Detection)
- Phantom: SAM v5.0 (20deg probe tilt); Type: QD000P40CD; Serial: 1629

Head/5.2 GHz, Pin=100mW/Area Scan (7x7x1): Measurement grid: dx=10mm, dy=10mm

Maximum value of SAR (measured) = 13.7 W/kg

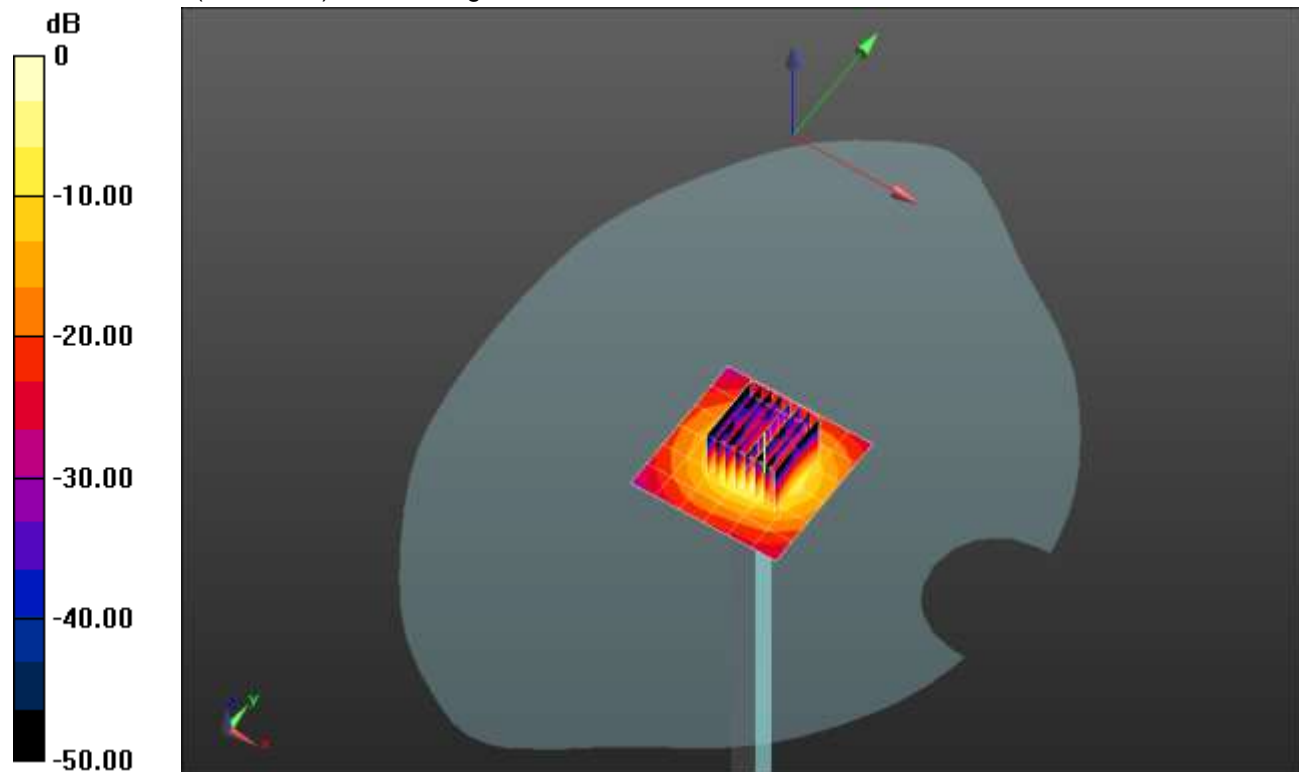
Head/5.2 GHz, Pin=100mW/Zoom Scan (8x8x7)/Cube 0: Measurement grid: dx=4mm, dy=4mm, dz=1.4mm

Reference Value = 49.68 V/m; Power Drift = -0.09 dB

Peak SAR (extrapolated) = 29.7 W/kg

SAR(1 g) = 7.13 W/kg; SAR(10 g) = 2.03 W/kg

Maximum value of SAR (measured) = 16.9 W/kg

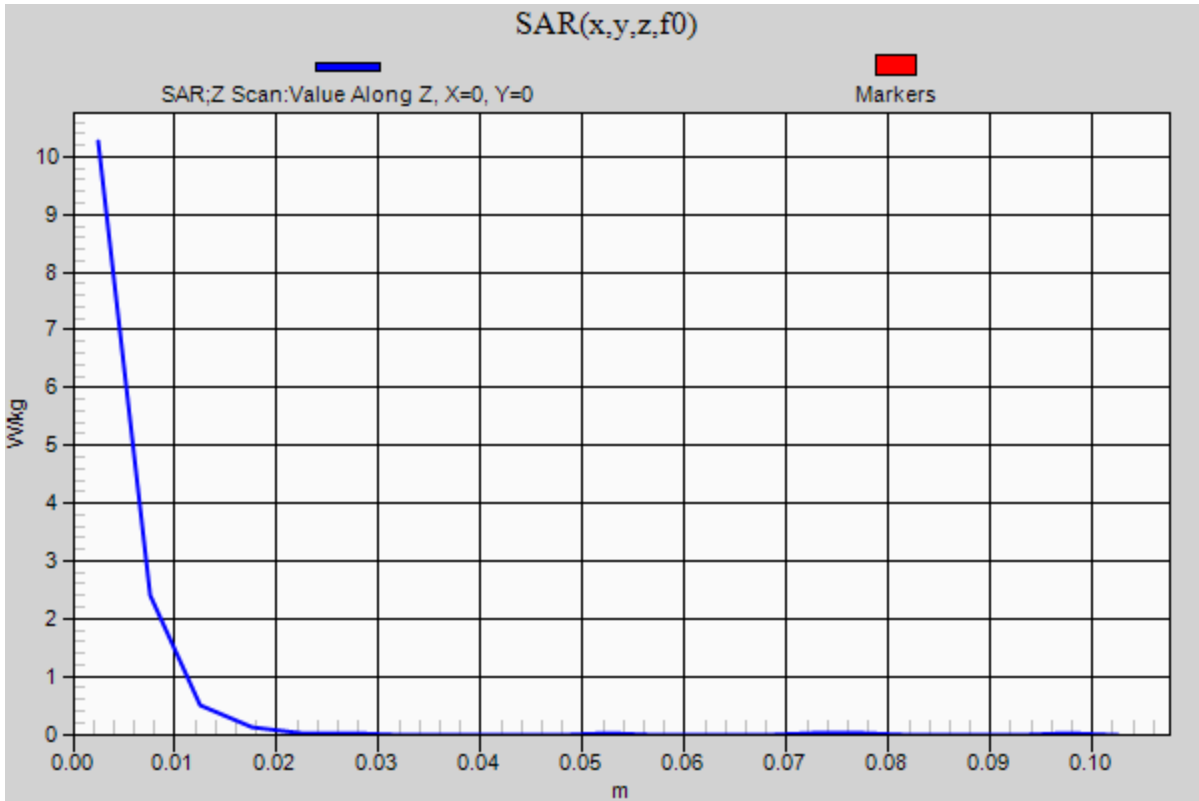


0 dB = 16.9 W/kg = 12.28 dBW/kg

20180706_SystemPerformanceCheck-D5GHzV2 SN 1138

Frequency: 5200 MHz; Duty Cycle: 1:1

Head/5.2 GHz, Pin=100mW/Z Scan (1x1x21): Measurement grid: dx=20mm, dy=20mm, dz=5mm
Maximum value of SAR (measured) = 10.3 W/kg



20180708_SystemPerformanceCheck-D2450V2 SN 706

Frequency: 2450 MHz; Duty Cycle: 1:1; Room Ambient Temperature: 24.0°C; Liquid Temperature: 23.0°C
 Medium parameters used (interpolated): $f = 2450$ MHz; $\sigma = 1.908$ S/m; $\epsilon_r = 54.44$; $\rho = 1000$ kg/m³

DASY5 Configuration:

- Area Scan Setting: Find Secondary Maximum Within: 2.0 dB and with a peak SAR value greater than 0.0012W/kg
- Electronics: DAE4 Sn1377; Calibrated: 10/11/2017
- Probe: EX3DV4 - SN3929; ConvF(7.18, 7.18, 7.18); Calibrated: 3/16/2018, ConvF(7.18, 7.18, 7.18); Calibrated: 3/16/2018;
- Sensor-Surface: 2.5mm (Mechanical Surface Detection)
- Phantom: ELI V5.0 Slot 1/2; Type: QD OVA 002 AA; Serial: 1258

Body/Pin=100 mW/Area Scan (8x8x1): Measurement grid: dx=12mm, dy=12mm

[Info: Interpolated medium parameters used for SAR evaluation.](#)

Maximum value of SAR (measured) = 5.18 W/kg

Body/Pin=100 mW/Zoom Scan (7x7x7)/Cube 0: Measurement grid: dx=5mm, dy=5mm, dz=5mm

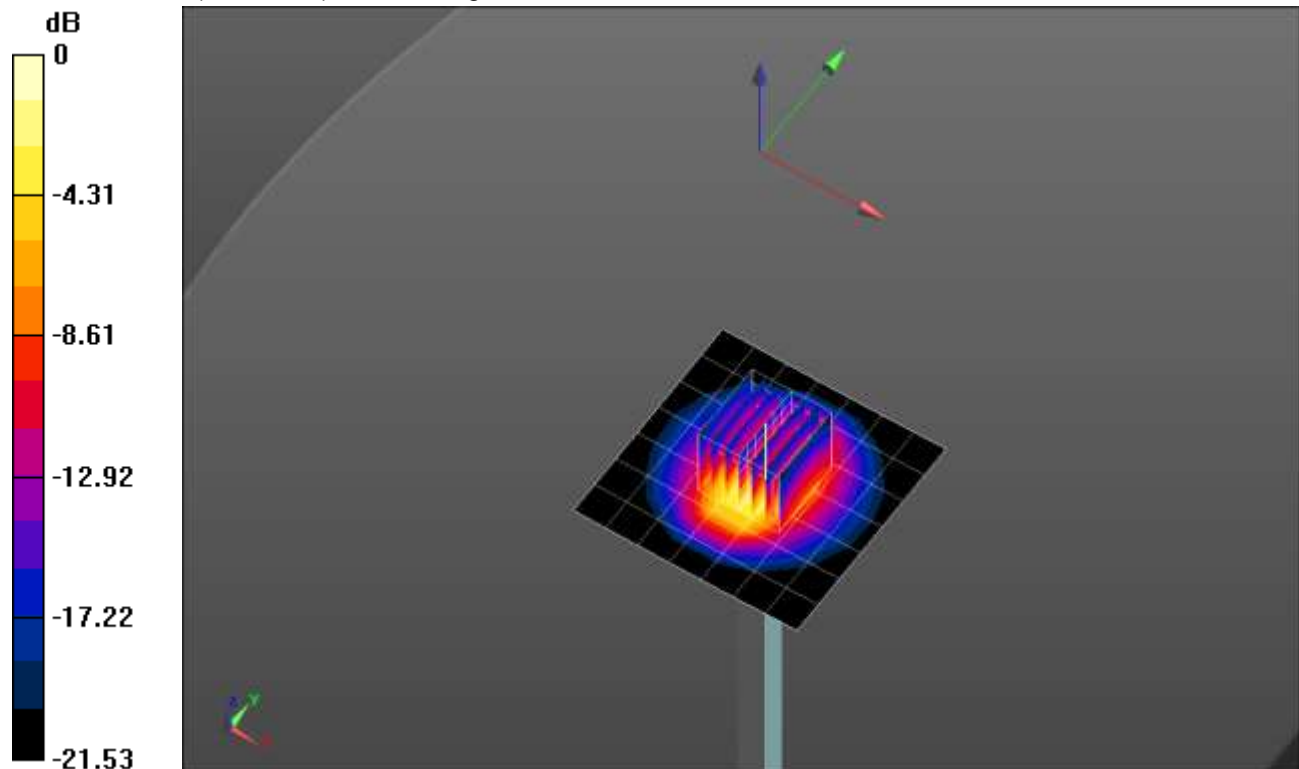
Reference Value = 61.06 V/m; Power Drift = -0.04 dB

Peak SAR (extrapolated) = 10.0 W/kg

SAR(1 g) = 4.93 W/kg; SAR(10 g) = 2.3 W/kg

[Info: Interpolated medium parameters used for SAR evaluation.](#)

Maximum value of SAR (measured) = 6.98 W/kg



0 dB = 6.98 W/kg = 8.44 dBW/kg

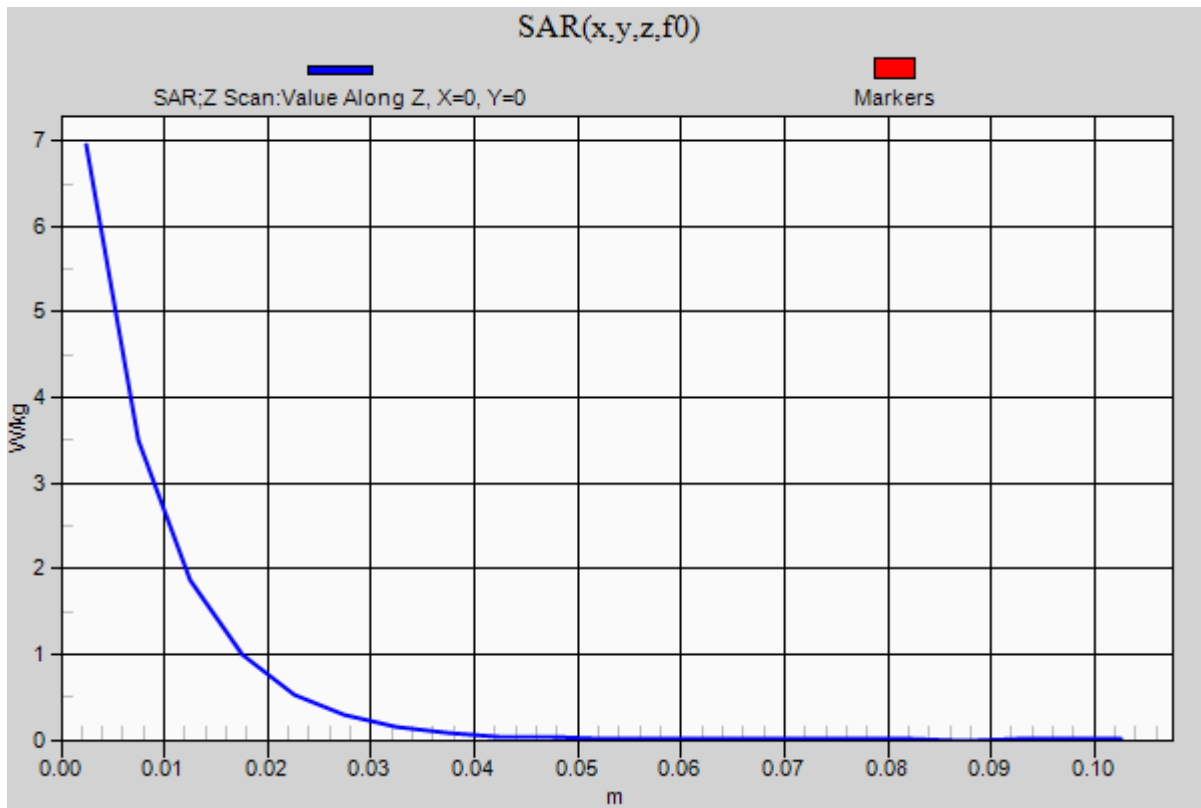
20180708_SystemPerformanceCheck-D2450V2 SN 706

Frequency: 2450 MHz; Duty Cycle: 1:1

Body/Pin=100 mW/Z Scan (1x1x21): Measurement grid: dx=20mm, dy=20mm, dz=5mm

Info: [Interpolated medium parameters used for SAR evaluation.](#)

Maximum value of SAR (measured) = 6.95 W/kg



20180705_SystemPerformanceCheck-D2450V2 SN 706

Frequency: 2450 MHz; Duty Cycle: 1:1; Room Ambient Temperature: 24.0°C; Liquid Temperature: 23.0°C
 Medium parameters used (interpolated): $f = 2450$ MHz; $\sigma = 1.997$ S/m; $\epsilon_r = 52.604$; $\rho = 1000$ kg/m³

DASY5 Configuration:

- Area Scan Setting: Find Secondary Maximum Within: 2.0 dB and with a peak SAR value greater than 0.0012W/kg
- Electronics: DAE4 Sn1359; Calibrated: 2/9/2018
- Probe: EX3DV4 - SN3773; ConvF(6.8, 6.8, 6.8); Calibrated: 4/23/2018, ConvF(6.8, 6.8, 6.8); Calibrated: 4/23/2018;
- Sensor-Surface: 2.5mm (Mechanical Surface Detection)
- Phantom: ELI V5.0 Slot 1/2; Type: QD OVA 002 Ax; Serial: 1119

Body/Pin=100 mW/Area Scan (8x8x1): Measurement grid: dx=12mm, dy=12mm

[Info: Interpolated medium parameters used for SAR evaluation.](#)

Maximum value of SAR (measured) = 6.16 W/kg

Body/Pin=100 mW/Zoom Scan (7x7x7)/Cube 0: Measurement grid: dx=5mm, dy=5mm, dz=5mm

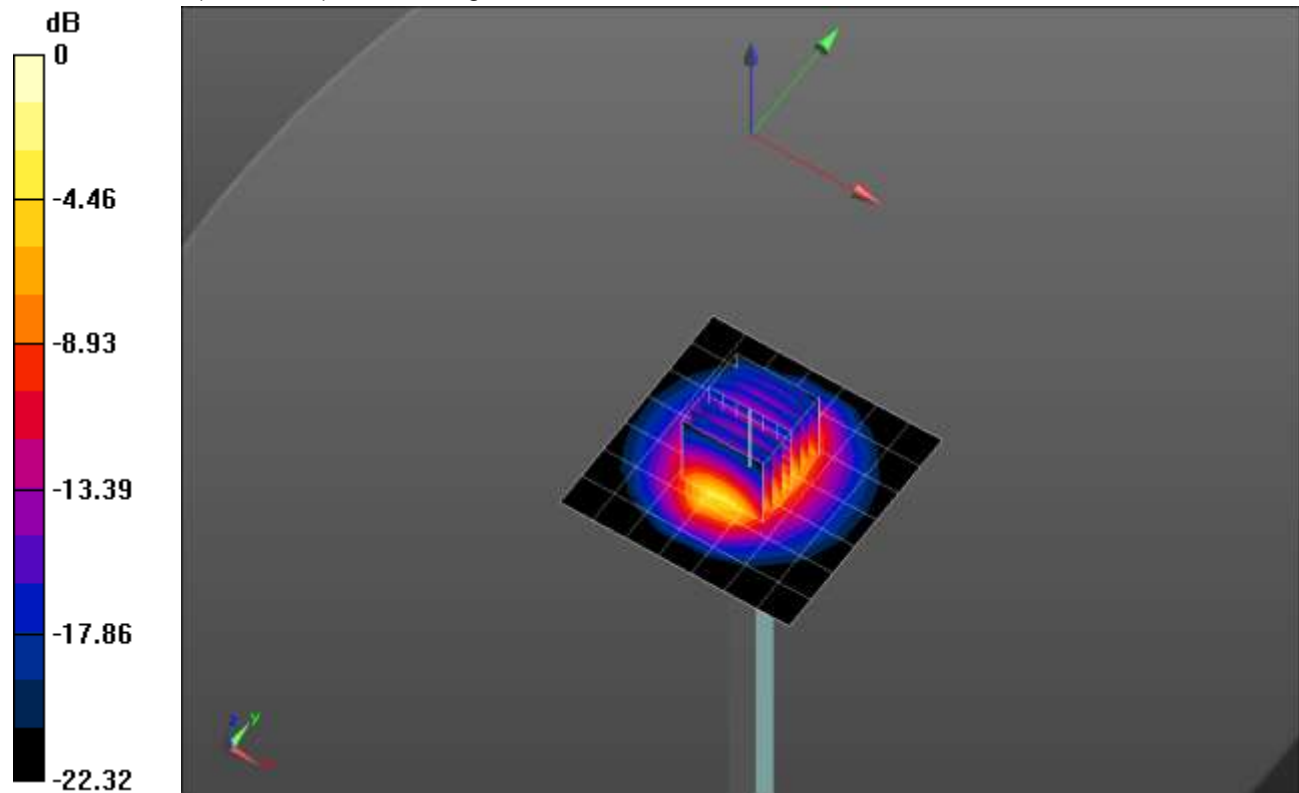
Reference Value = 62.47 V/m; Power Drift = -0.06 dB

Peak SAR (extrapolated) = 11.4 W/kg

SAR(1 g) = 5.46 W/kg; SAR(10 g) = 2.51 W/kg

[Info: Interpolated medium parameters used for SAR evaluation.](#)

Maximum value of SAR (measured) = 7.81 W/kg



0 dB = 7.81 W/kg = 8.93 dBW/kg

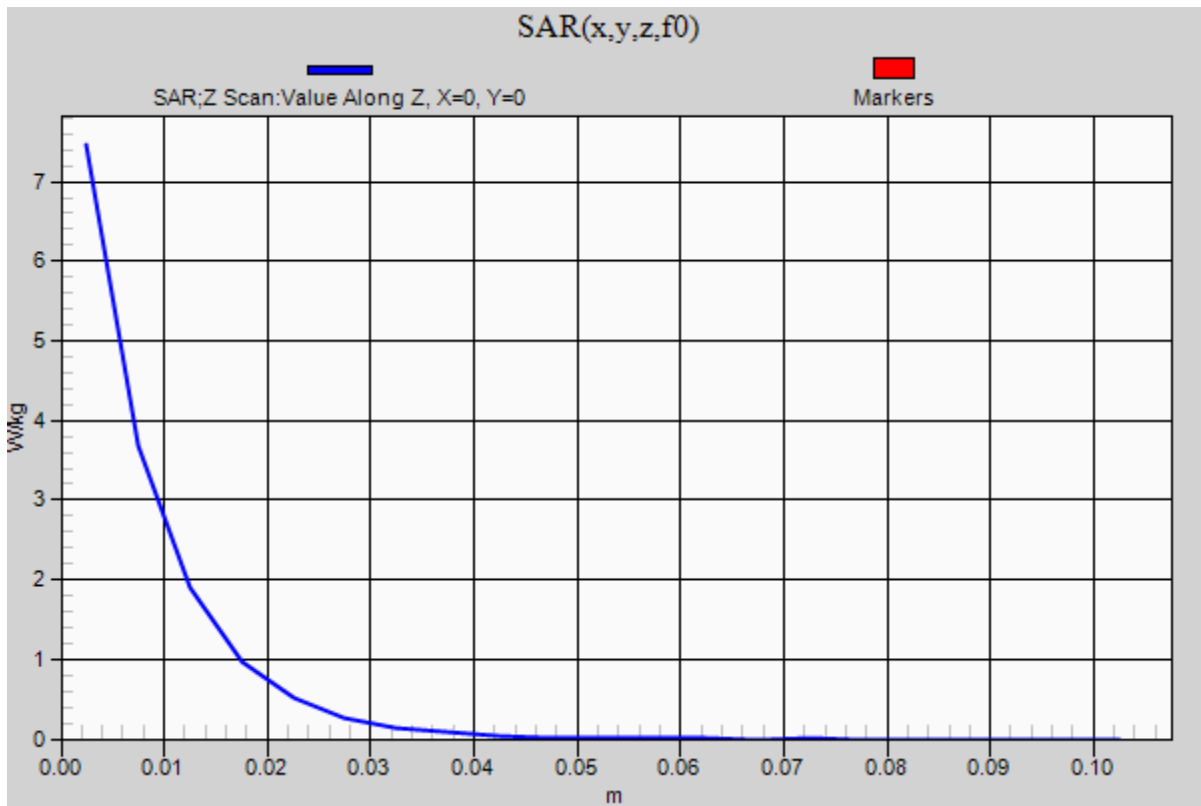
20180705_SystemPerformanceCheck-D2450V2 SN 706

Frequency: 2450 MHz; Duty Cycle: 1:1

Body/Pin=100 mW/Z Scan (1x1x21): Measurement grid: dx=20mm, dy=20mm, dz=5mm

Info: [Interpolated medium parameters used for SAR evaluation.](#)

Maximum value of SAR (measured) = 7.46 W/kg



20180712_SystemPerformanceCheck-D2450V2 SN 748

Frequency: 2450 MHz; Duty Cycle: 1:1; Room Ambient Temperature: 24.0°C; Liquid Temperature: 23.0°C
 Medium parameters used (interpolated): $f = 2450$ MHz; $\sigma = 2.028$ S/m; $\epsilon_r = 51.684$; $\rho = 1000$ kg/m³

DASY5 Configuration:

- Area Scan Setting: Find Secondary Maximum Within: 2.0 dB and with a peak SAR value greater than 0.0012W/kg
- Electronics: DAE4 Sn1359; Calibrated: 2/9/2018
- Probe: EX3DV4 - SN3773; ConvF(6.8, 6.8, 6.8); Calibrated: 4/23/2018, ConvF(6.8, 6.8, 6.8); Calibrated: 4/23/2018;
- Sensor-Surface: 2.5mm (Mechanical Surface Detection)
- Phantom: ELI V5.0 Slot 1/2; Type: QD OVA 002 Ax; Serial: 1119

Body/Pin=100 mW/Area Scan (8x8x1): Measurement grid: dx=12mm, dy=12mm

[Info: Interpolated medium parameters used for SAR evaluation.](#)

Maximum value of SAR (measured) = 5.91 W/kg

Body/Pin=100 mW/Zoom Scan (7x7x7)/Cube 0: Measurement grid: dx=5mm, dy=5mm, dz=5mm

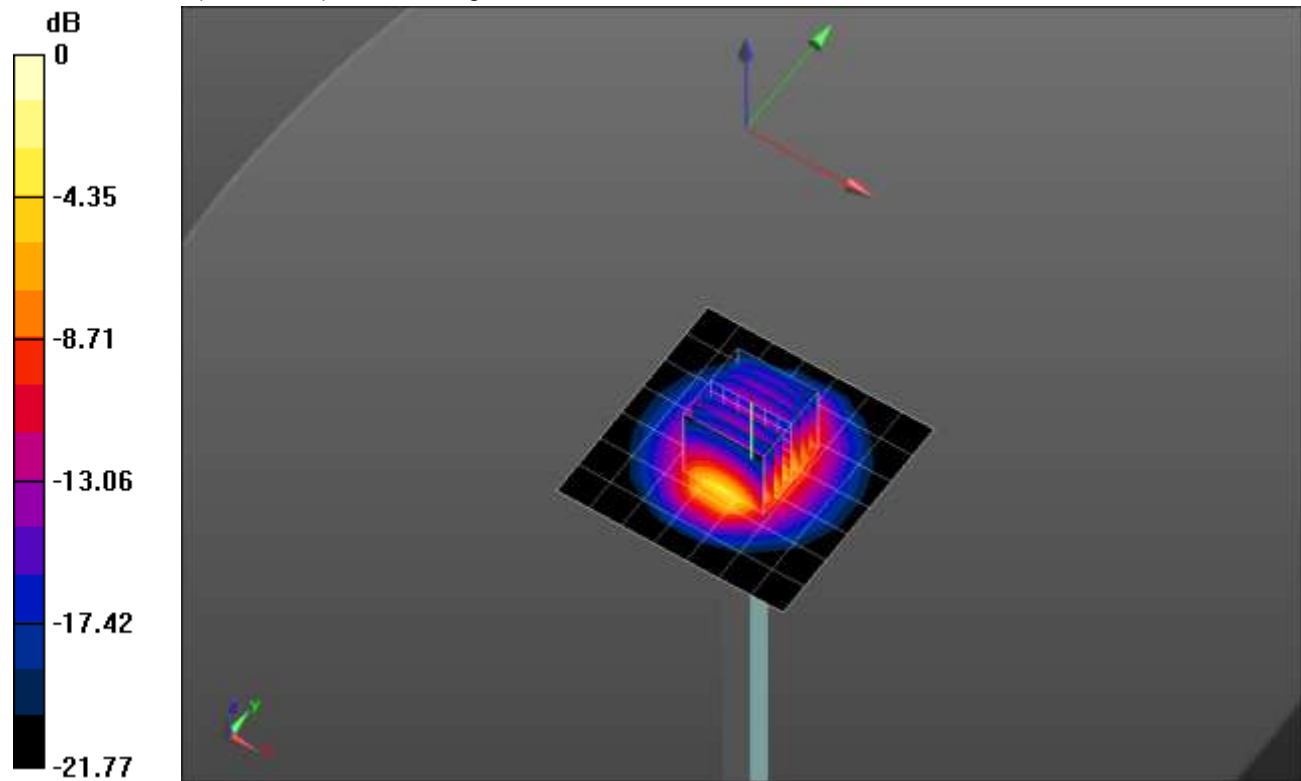
Reference Value = 62.36 V/m; Power Drift = -0.03 dB

Peak SAR (extrapolated) = 11.3 W/kg

SAR(1 g) = 5.55 W/kg; SAR(10 g) = 2.58 W/kg

[Info: Interpolated medium parameters used for SAR evaluation.](#)

Maximum value of SAR (measured) = 7.86 W/kg



0 dB = 7.86 W/kg = 8.95 dBW/kg

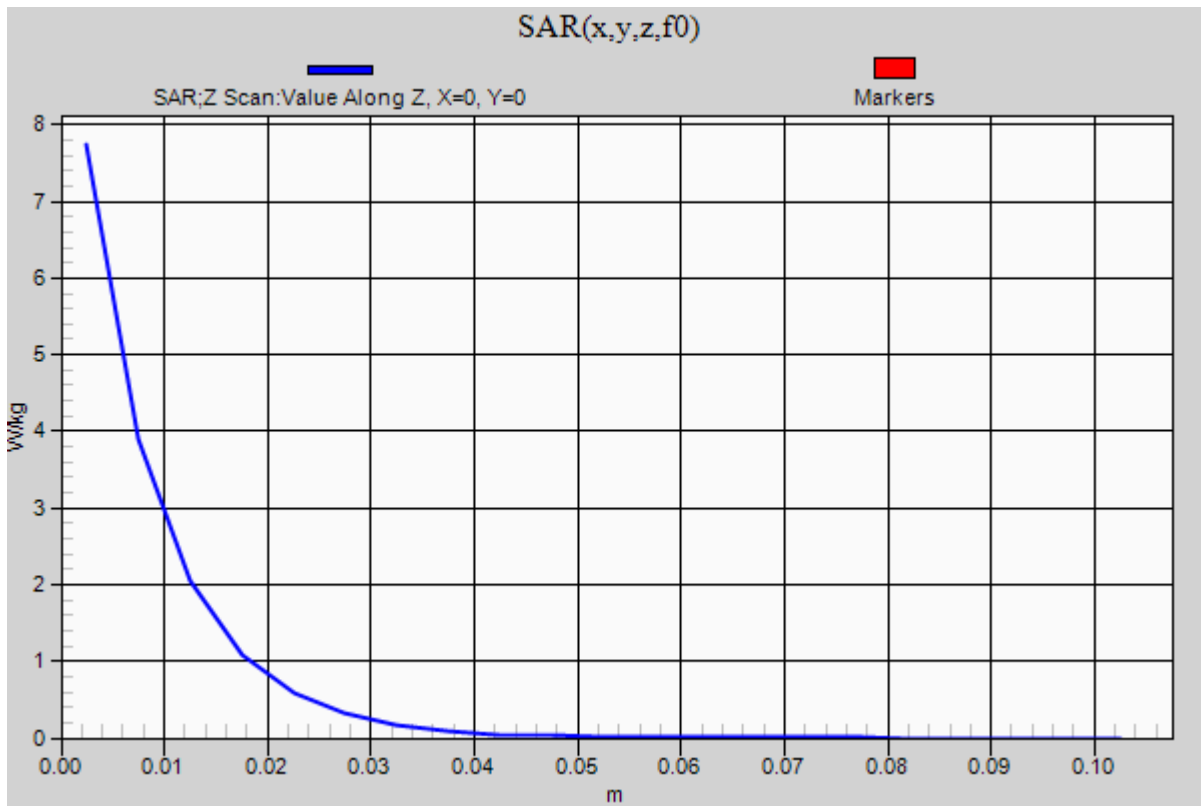
20180712_SystemPerformanceCheck-D2450V2 SN 748

Frequency: 2450 MHz; Duty Cycle: 1:1

Body/Pin=100 mW/Z Scan (1x1x21): Measurement grid: dx=20mm, dy=20mm, dz=5mm

Info: [Interpolated medium parameters used for SAR evaluation.](#)

Maximum value of SAR (measured) = 7.74 W/kg



20180709_SystemPerformanceCheck-D5GHzV2 SN 1138

Frequency: 5600 MHz; Duty Cycle: 1:1; Room Ambient Temperature: 24.0°C; Liquid Temperature: 23.0°C
 Medium parameters used: $f = 5600 \text{ MHz}$; $\sigma = 5.576 \text{ S/m}$; $\epsilon_r = 49.385$; $\rho = 1000 \text{ kg/m}^3$

DASY5 Configuration:

- Area Scan Setting: Find Secondary Maximum Within: 2.0 dB and with a peak SAR value greater than 0.0012W/kg
- Electronics: DAE4 Sn1257; Calibrated: 10/11/2017
- Probe: EX3DV4 - SN7483; ConvF(4.36, 4.36, 4.36); Calibrated: 12/12/2017, ConvF(4.36, 4.36, 4.36); Calibrated: 12/12/2017;
- Sensor-Surface: 1.4mm (Mechanical Surface Detection)
- Phantom: ELI V5.0 Slot 6/7; Type: QD OVA 002 AA; Serial: 1247

Body/5.6 GHz, Pin=100mW/Area Scan (7x7x1): Measurement grid: dx=10mm, dy=10mm

Maximum value of SAR (measured) = 16.1 W/kg

Body/5.6 GHz, Pin=100mW/Zoom Scan (8x8x7)/Cube 0: Measurement grid: dx=4mm, dy=4mm,

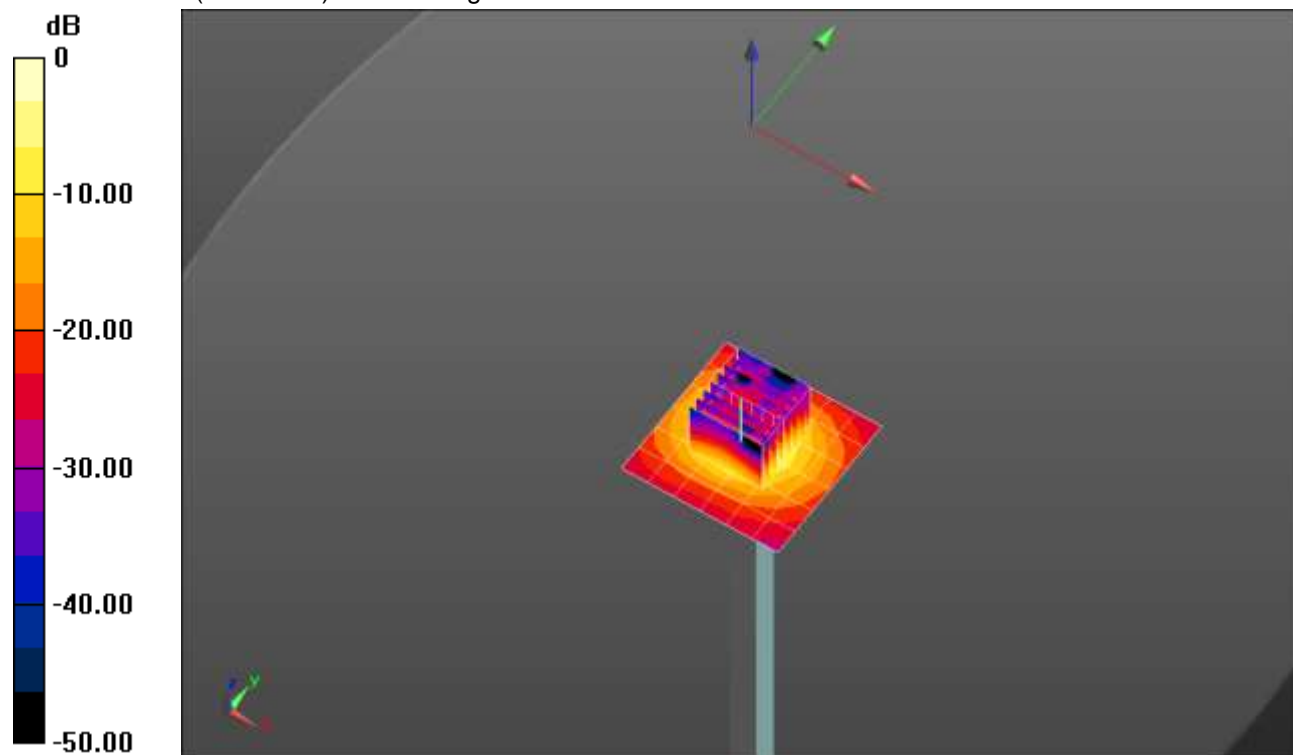
dz=1.4mm

Reference Value = 48.71 V/m; Power Drift = 0.13 dB

Peak SAR (extrapolated) = 28.2 W/kg

SAR(1 g) = 7.31 W/kg; SAR(10 g) = 2.08 W/kg

Maximum value of SAR (measured) = 16.7 W/kg

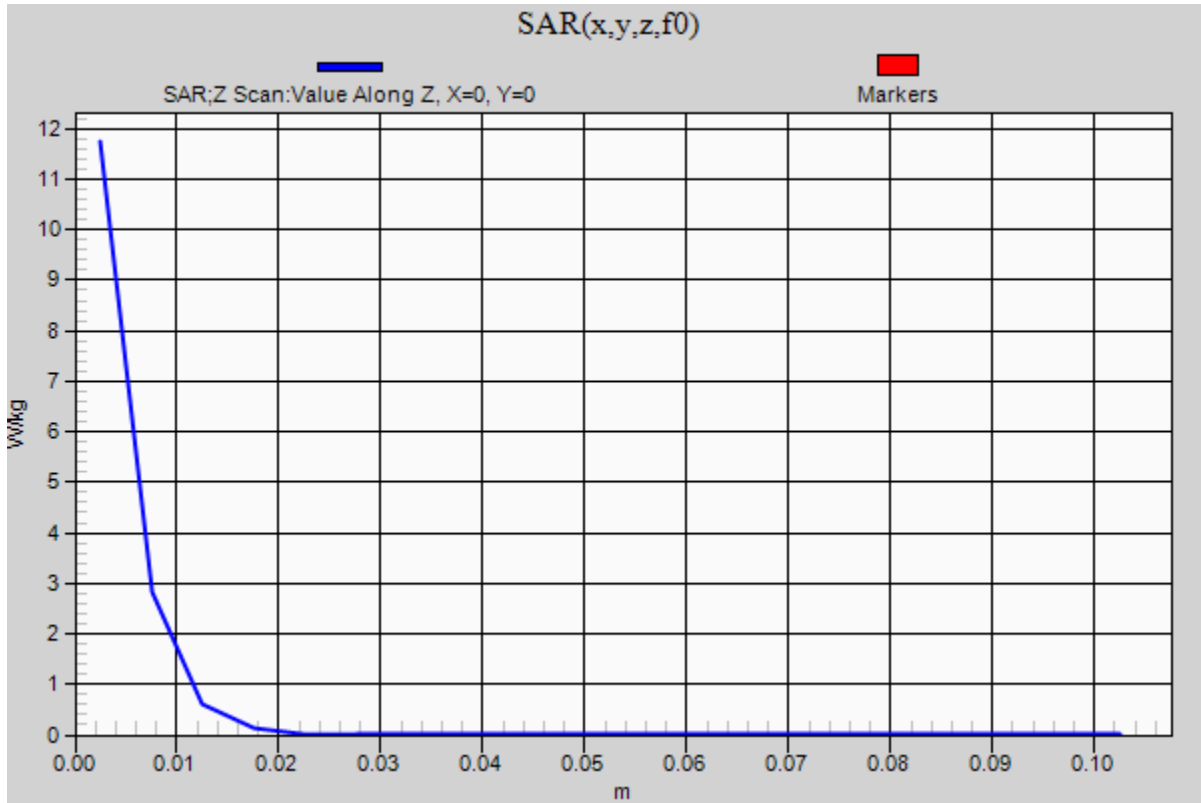


0 dB = 16.7 W/kg = 12.23 dBW/kg

20180709_SystemPerformanceCheck-D5GHzV2 SN 1138

Frequency: 5600 MHz; Duty Cycle: 1:1

Body/5.6 GHz, Pin=100mW/Z Scan (1x1x21): Measurement grid: dx=20mm, dy=20mm, dz=5mm
Maximum value of SAR (measured) = 11.7 W/kg



20180725_SystemPerformanceCheck-D5GHzV2 SN 1003

Frequency: 5600 MHz; Duty Cycle: 1:1; Room Ambient Temperature: 24.0°C; Liquid Temperature: 23.0°C

Medium parameters used: $f = 5600$ MHz; $\sigma = 4.894$ S/m; $\epsilon_r = 34.309$; $\rho = 1000$ kg/m³

DASY5 Configuration:

- Area Scan Setting: Find Secondary Maximum Within: 2.0 dB and with a peak SAR value greater than 0.0012W/kg
- Electronics: DAE4 Sn1257; Calibrated: 10/11/2017
- Probe: EX3DV4 - SN7483; ConvF(5.05, 5.05, 5.05); Calibrated: 12/12/2017, ConvF(5.05, 5.05, 5.05); Calibrated: 12/12/2017;
- Sensor-Surface: 1.4mm (Mechanical Surface Detection)
- Phantom: Twin-SAM V5.0 (20deg probe tilt); Type: QD000P40CD; Serial: 1629

Head/5.6 GHz, Pin=100mW/Area Scan (7x7x1): Measurement grid: dx=10mm, dy=10mm

Maximum value of SAR (measured) = 19.5 W/kg

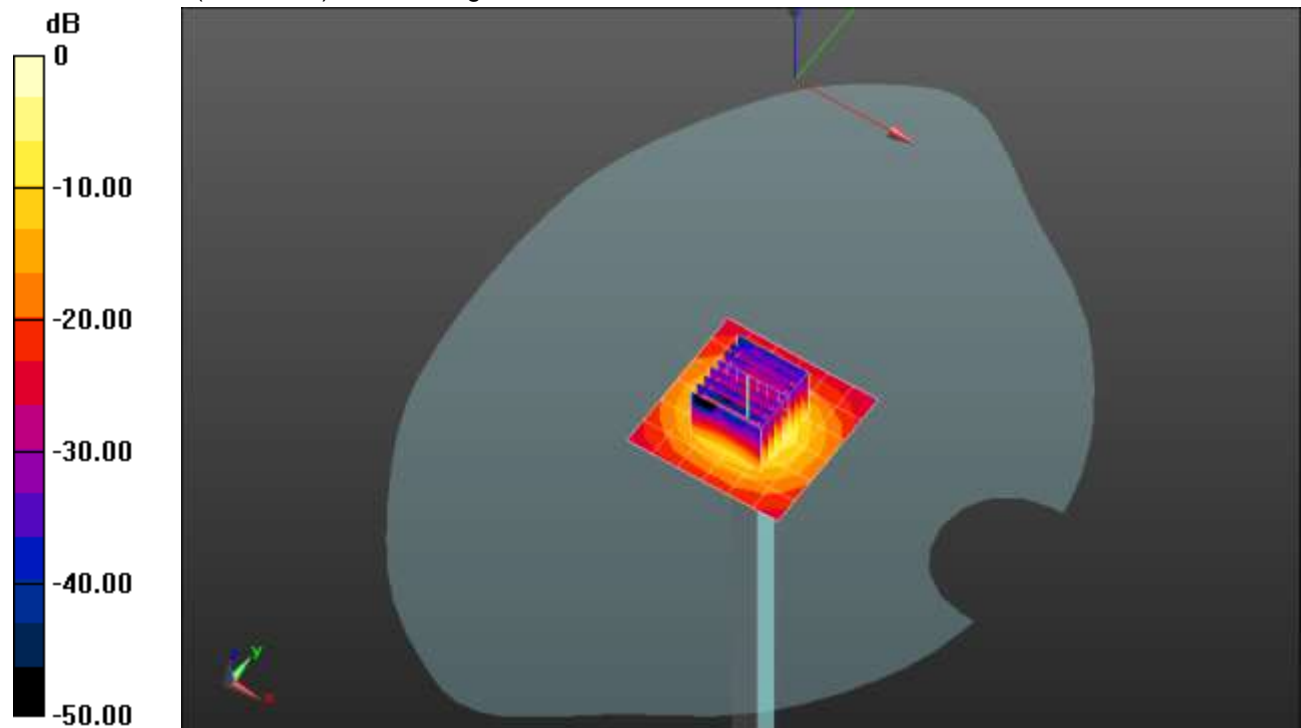
Head/5.6 GHz, Pin=100mW/Zoom Scan (8x8x7)/Cube 0: Measurement grid: dx=4mm, dy=4mm, dz=1.4mm

Reference Value = 55.29 V/m; Power Drift = -0.03 dB

Peak SAR (extrapolated) = 33.7 W/kg

SAR(1 g) = 7.72 W/kg; SAR(10 g) = 2.19 W/kg

Maximum value of SAR (measured) = 18.7 W/kg

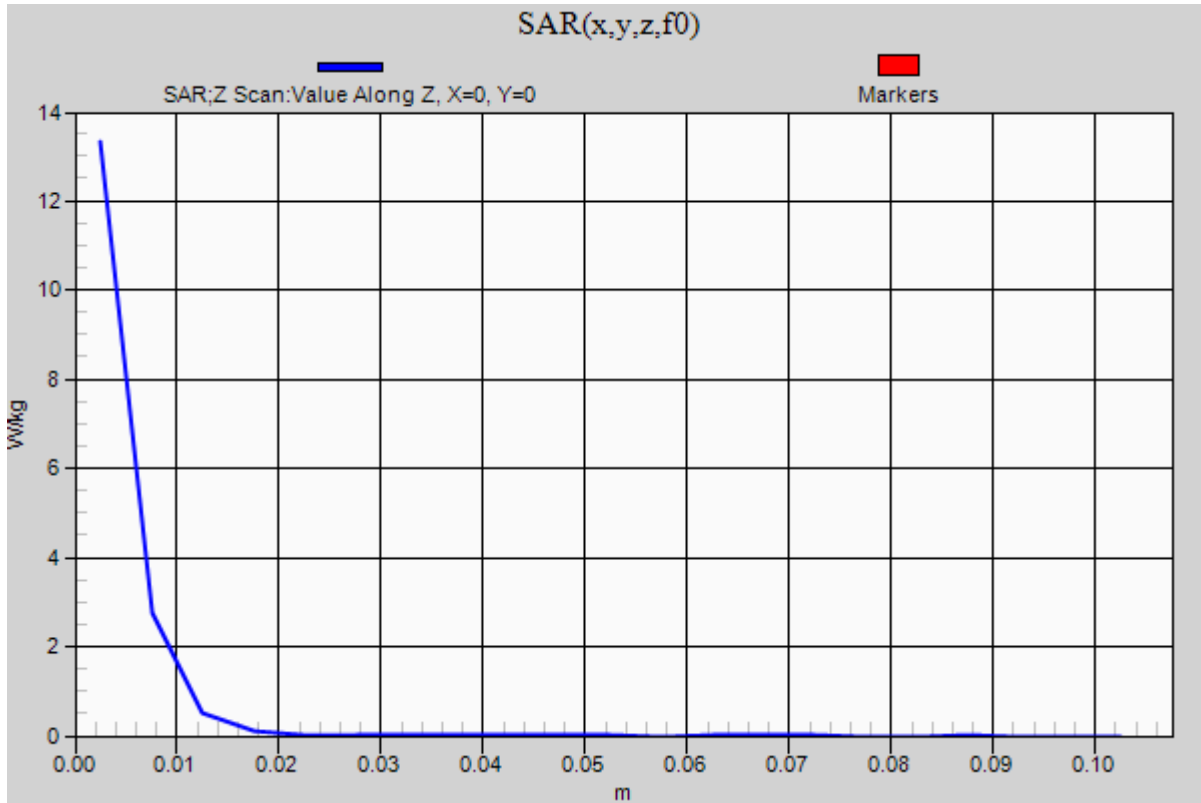


0 dB = 18.7 W/kg = 12.72 dBW/kg

20180725_SystemPerformanceCheck-D5GHzV2 SN 1003

Frequency: 5600 MHz; Duty Cycle: 1:1

Head/5.6 GHz, Pin=100mW/Z Scan (1x1x21): Measurement grid: dx=20mm, dy=20mm, dz=5mm
Maximum value of SAR (measured) = 13.3 W/kg



20180626_SystemPerformanceCheck-D750V3 SN 1071

Frequency: 750 MHz; Duty Cycle: 1:1; Room Ambient Temperature: 24.0°C; Liquid Temperature: 23.0°C
 Medium parameters used: $f = 750 \text{ MHz}$; $\sigma = 0.96 \text{ S/m}$; $\epsilon_r = 54.849$; $\rho = 1000 \text{ kg/m}^3$

DASY5 Configuration:

- Area Scan Setting: Find Secondary Maximum Within: 2.0 dB and with a peak SAR value greater than 0.0012W/kg
- Electronics: DAE4 Sn1544; Calibrated: 4/12/2018
- Probe: EX3DV4 - SN7448; ConvF(10.32, 10.32, 10.32) @ 750 MHz; Calibrated: 4/16/2018
- Sensor-Surface: 2.5mm (Mechanical Surface Detection)
- Phantom: ELI V8.0 (20deg probe tilt) Back; Type: QD OVA 004 AA; Serial: 2080

Body/Pin=100 mW/Area Scan (7x7x1): Measurement grid: dx=15mm, dy=15mm

Maximum value of SAR (measured) = 1.00 W/kg

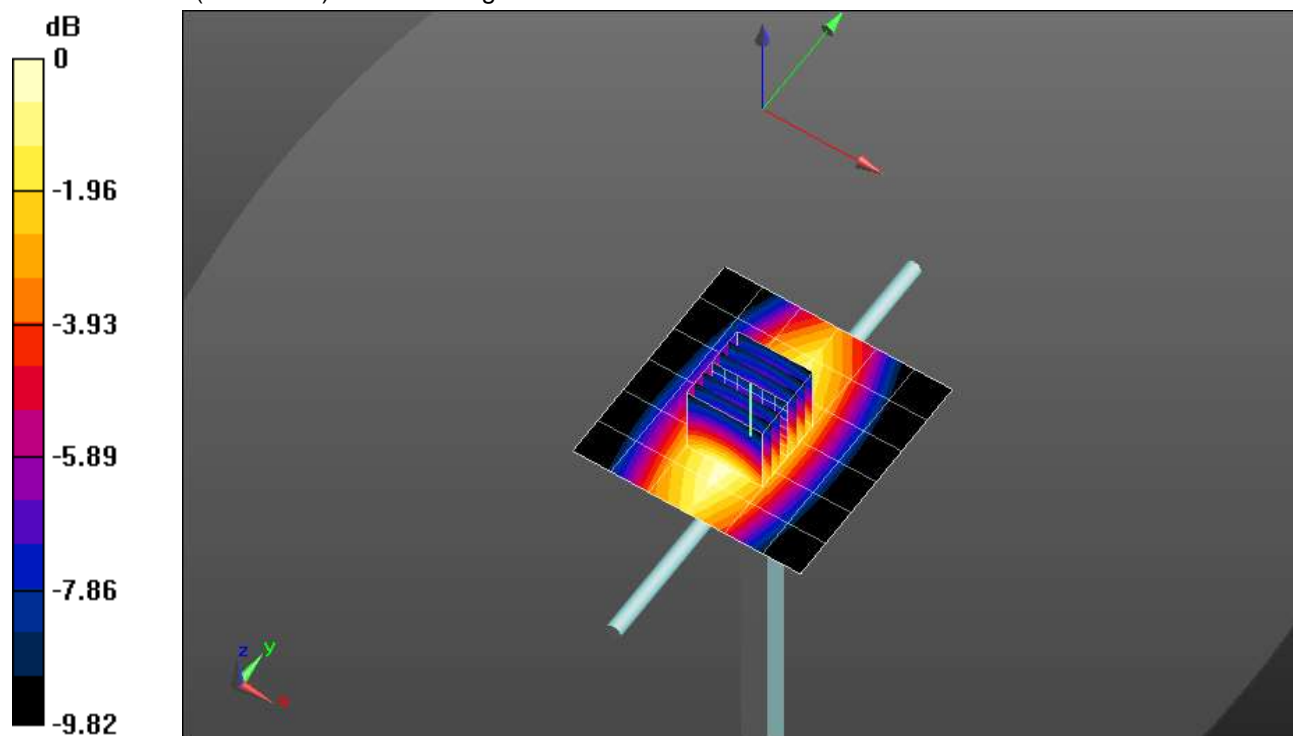
Body/Pin=100 mW/Zoom Scan (7x7x7)/Cube 0: Measurement grid: dx=5mm, dy=5mm, dz=5mm

Reference Value = 31.82 V/m; Power Drift = 0.00 dB

Peak SAR (extrapolated) = 1.17 W/kg

SAR(1 g) = 0.797 W/kg; SAR(10 g) = 0.532 W/kg

Maximum value of SAR (measured) = 0.962 W/kg

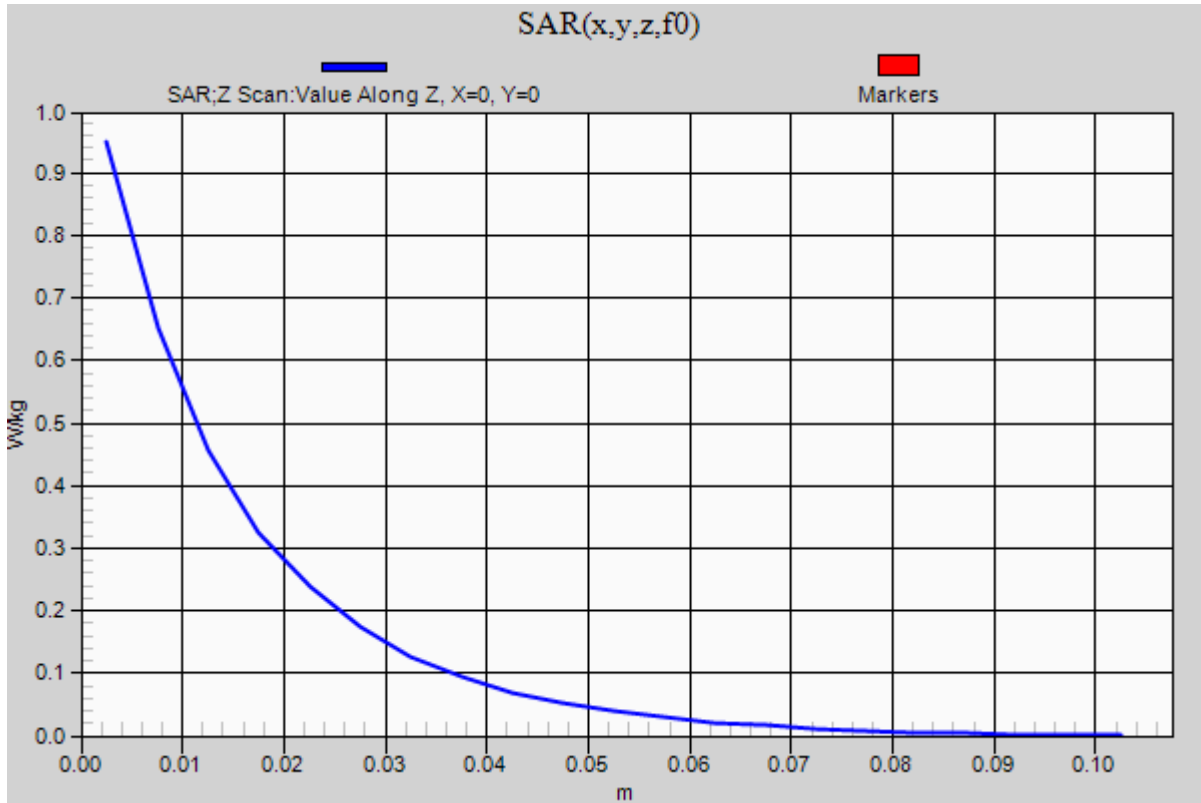


0 dB = 0.962 W/kg = -0.17 dBW/kg

20180626_SystemPerformanceCheck-D750V3 SN 1071

Frequency: 750 MHz; Duty Cycle: 1:1

Body/Pin=100 mW/Z Scan (1x1x21): Measurement grid: dx=20mm, dy=20mm, dz=5mm
Maximum value of SAR (measured) = 0.949 W/kg



20180705_SystemPerformanceCheck-D835V2 SN 4d002

Frequency: 835 MHz; Duty Cycle: 1:1; Room Ambient Temperature: 24.0°C; Liquid Temperature: 23.0°C

Medium parameters used: $f = 835 \text{ MHz}$; $\sigma = 0.963 \text{ S/m}$; $\epsilon_r = 54.02$; $\rho = 1000 \text{ kg/m}^3$

DASY5 Configuration:

- Area Scan Setting: Find Secondary Maximum Within: 2.0 dB and with a peak SAR value greater than 0.0012W/kg
- Electronics: DAE4 Sn1544; Calibrated: 4/12/2018
- Probe: EX3DV4 - SN7448; ConvF(9.8, 9.8, 9.8) @ 835 MHz; Calibrated: 4/16/2018
- Sensor-Surface: 2.5mm (Mechanical Surface Detection)
- Phantom: ELI V8.0 (20deg probe tilt) Front; Type: QD OVA 004 AA; Serial: 2079

Body/Pin=100 mW/Area Scan (7x7x1): Measurement grid: dx=15mm, dy=15mm

Maximum value of SAR (measured) = 1.16 W/kg

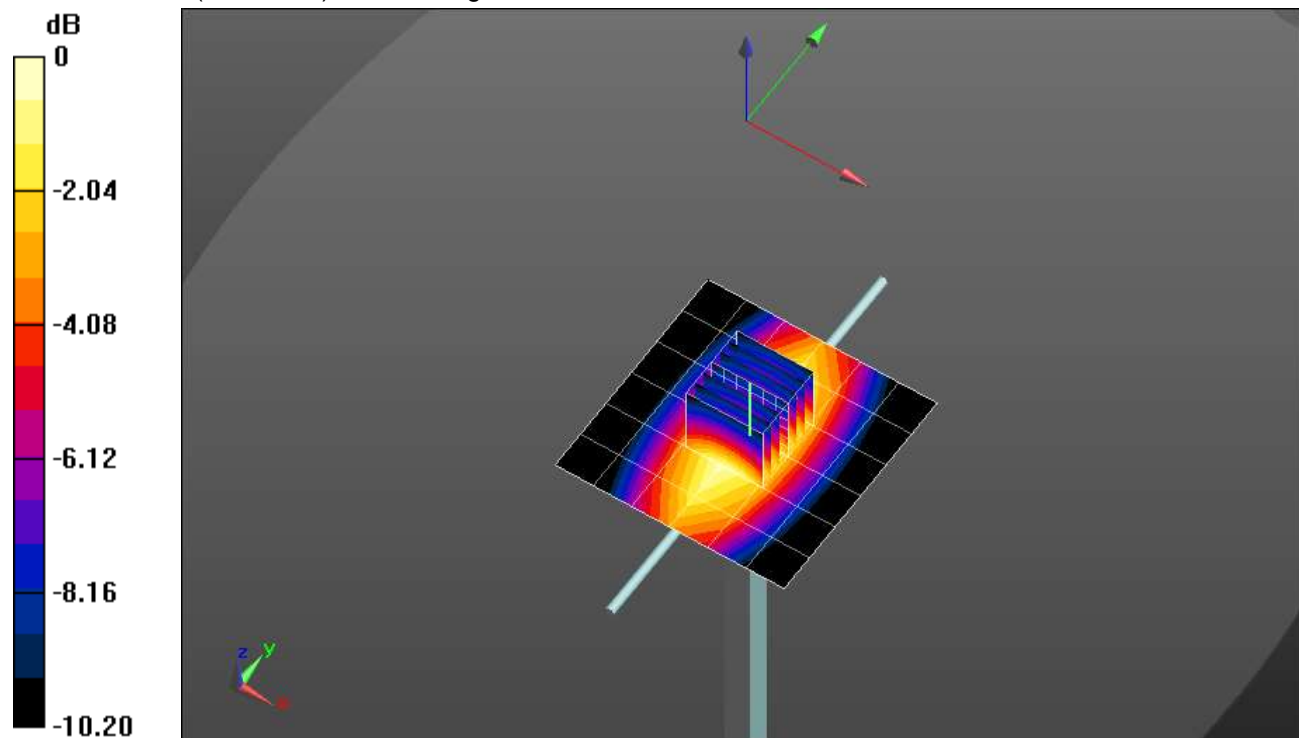
Body/Pin=100 mW/Zoom Scan (7x7x7)/Cube 0: Measurement grid: dx=5mm, dy=5mm, dz=5mm

Reference Value = 35.28 V/m; Power Drift = -0.13 dB

Peak SAR (extrapolated) = 1.43 W/kg

SAR(1 g) = 0.959 W/kg; SAR(10 g) = 0.632 W/kg

Maximum value of SAR (measured) = 1.17 W/kg



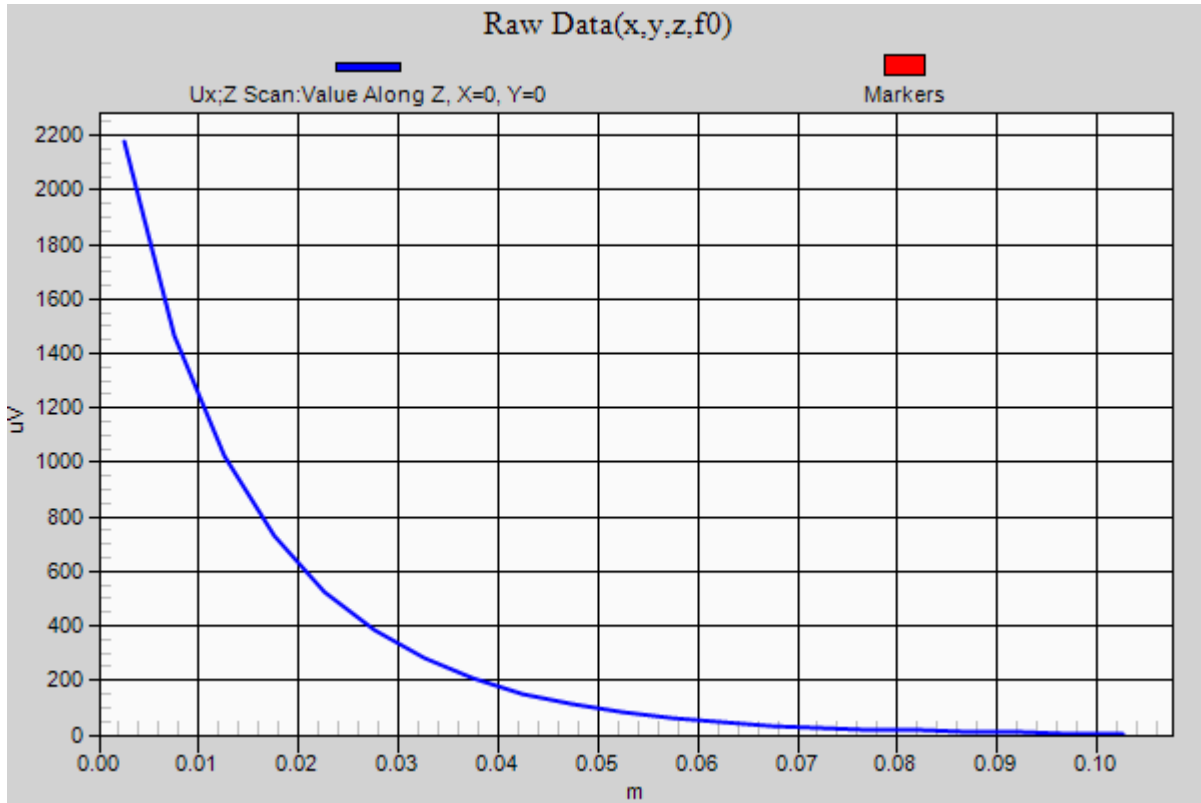
0 dB = 1.17 W/kg = 0.68 dBW/kg

20180705_SystemPerformanceCheck-D835V2 SN 4d002

Frequency: 835 MHz; Duty Cycle: 1:1

Body/Pin=100 mW/Z Scan (1x1x21): Measurement grid: dx=20mm, dy=20mm, dz=5mm

Maximum value of U_x (measured) = 2178 uV



20180710_SystemPerformanceCheck-D2600V2 SN 1036

Frequency: 2600 MHz; Duty Cycle: 1:1; Room Ambient Temperature: 24.0°C; Liquid Temperature: 23.0°C

Medium parameters used: $f = 2600$ MHz; $\sigma = 1.923$ S/m; $\epsilon_r = 37.773$; $\rho = 1000$ kg/m³

DASY5 Configuration:

- Area Scan Setting: Find Secondary Maximum Within: 2.0 dB and with a peak SAR value greater than 0.0012W/kg
- Electronics: DAE4 Sn1544; Calibrated: 4/12/2018
- Probe: EX3DV4 - SN7448; ConvF(7.46, 7.46, 7.46) @ 2600 MHz; Calibrated: 4/16/2018
- Sensor-Surface: 2.5mm (Mechanical Surface Detection)
- Phantom: Twin-SAM V8.0 (20deg probe tilt); Type: QD 000 P41 AA; Serial: 1948

Head/Pin=100 mW/Area Scan (8x8x1): Measurement grid: dx=12mm, dy=12mm

Maximum value of SAR (measured) = 6.30 W/kg

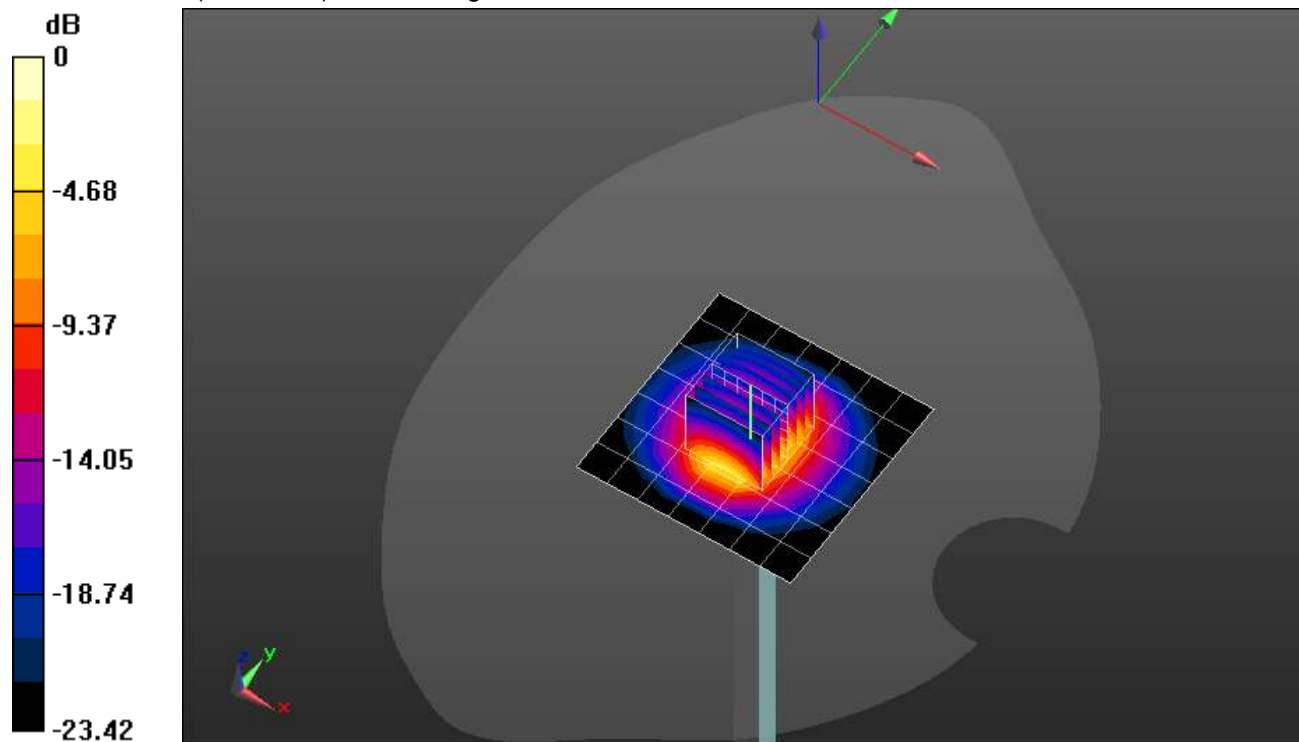
Head/Pin=100 mW/Zoom Scan (7x7x7)/Cube 0: Measurement grid: dx=5mm, dy=5mm, dz=5mm

Reference Value = 66.33 V/m; Power Drift = -0.00 dB

Peak SAR (extrapolated) = 12.3 W/kg

SAR(1 g) = 5.73 W/kg; SAR(10 g) = 2.56 W/kg

Maximum value of SAR (measured) = 8.26 W/kg



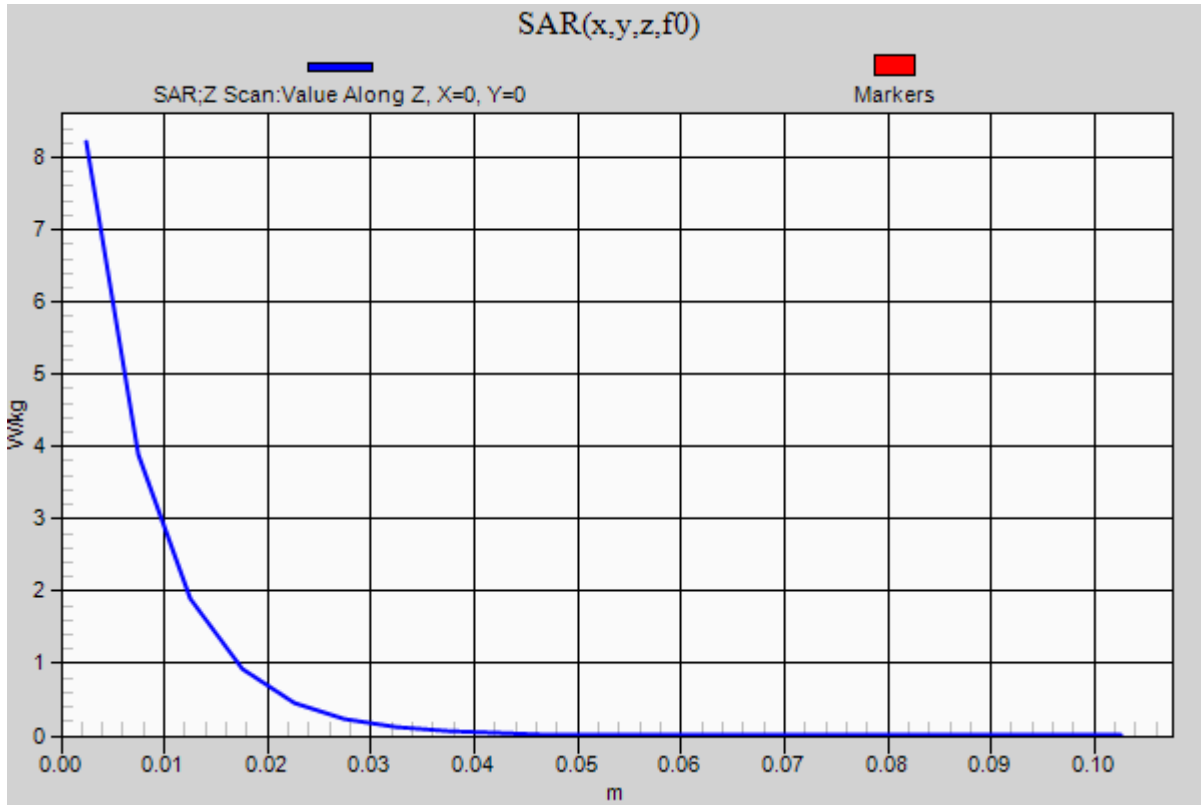
0 dB = 8.26 W/kg = 9.17 dBW/kg

20180710_SystemPerformanceCheck-D2600V2 SN 1036

Frequency: 2600 MHz; Duty Cycle: 1:1

Head/Pin=100 mW/Z Scan (1x1x21): Measurement grid: dx=20mm, dy=20mm, dz=5mm

Maximum value of SAR (measured) = 8.21 W/kg



20180710_SystemPerformanceCheck-D2300V2 SN 1002

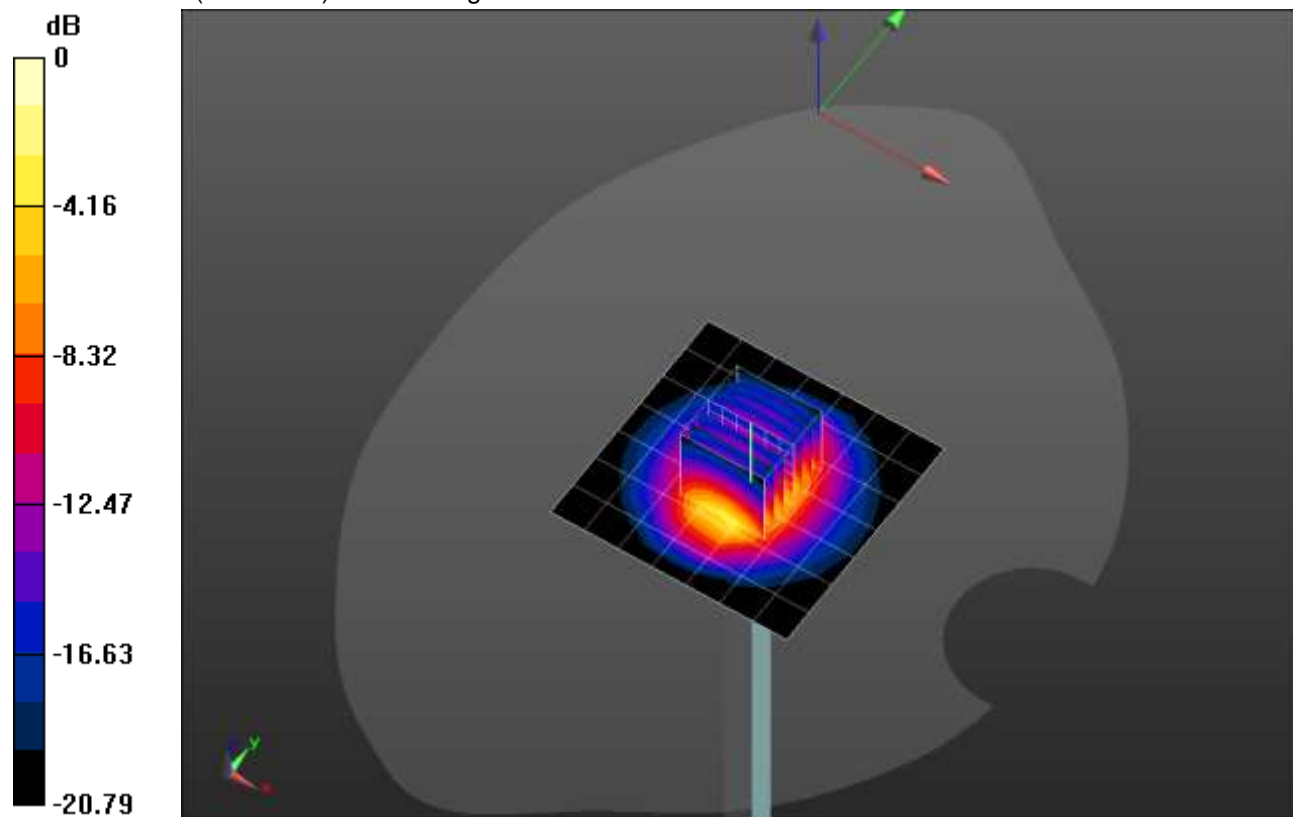
Frequency: 2300 MHz; Duty Cycle: 1:1; Room Ambient Temperature: 24.0°C; Liquid Temperature: 23.0°C
 Medium parameters used: $f = 2300$ MHz; $\sigma = 1.711$ S/m; $\epsilon_r = 38.401$; $\rho = 1000$ kg/m³

DASY5 Configuration:

- Area Scan Setting: Find Secondary Maximum Within: 2.0 dB and with a peak SAR value greater than 0.0012W/kg
- Electronics: DAE4 Sn1544; Calibrated: 4/12/2018
- Probe: EX3DV4 - SN7448; ConvF(8.15, 8.15, 8.15) @ 2300 MHz; Calibrated: 4/16/2018
- Sensor-Surface: 2.5mm (Mechanical Surface Detection (Locations From Previous Scan Used)), Sensor-Surface: 2.5mm (Mechanical Surface Detection)
- Phantom: Twin-SAM V8.0 (20deg probe tilt); Type: QD 000 P41 AA; Serial: 1948

Head/Pin=100 mW/Area Scan (8x8x1): Measurement grid: dx=12mm, dy=12mm
 Maximum value of SAR (measured) = 5.18 W/kg

Head/Pin=100 mW/Zoom Scan (7x7x7)/Cube 0: Measurement grid: dx=5mm, dy=5mm, dz=5mm
 Reference Value = 63.47 V/m; Power Drift = 0.04 dB
 Peak SAR (extrapolated) = 9.89 W/kg
SAR(1 g) = 4.87 W/kg; SAR(10 g) = 2.31 W/kg
 Maximum value of SAR (measured) = 6.89 W/kg

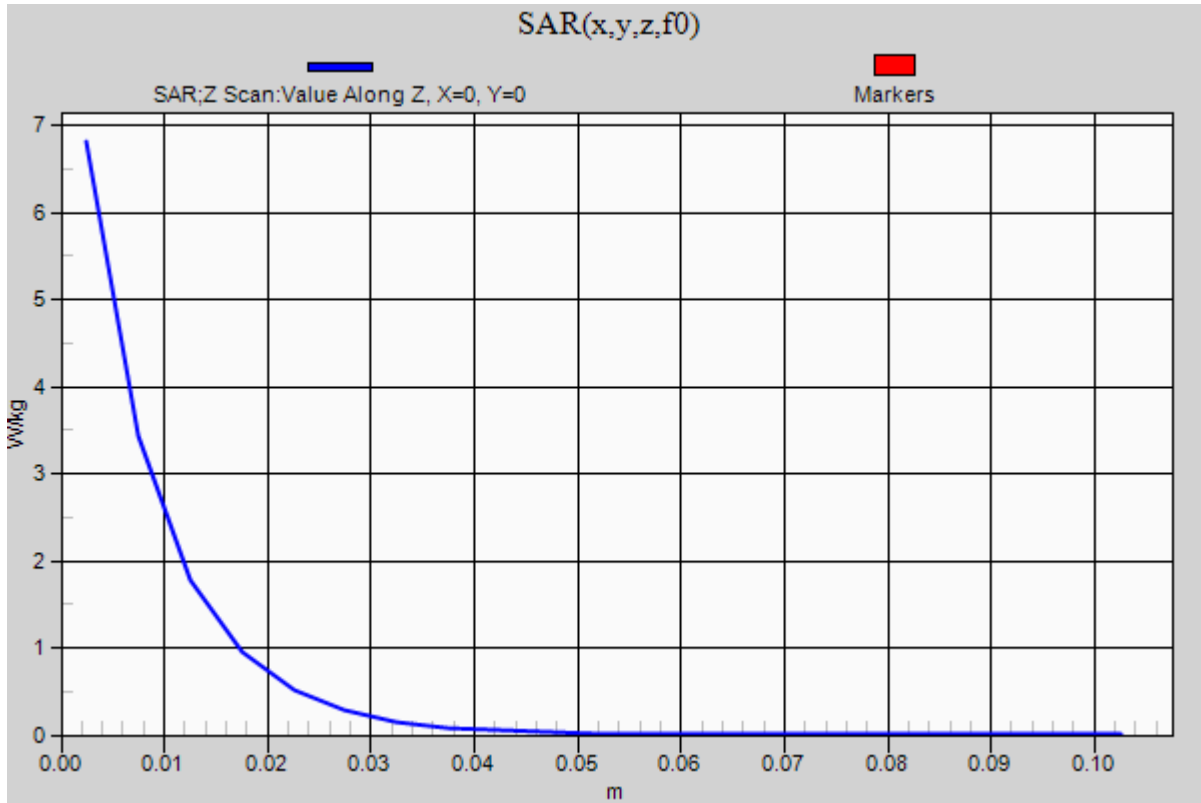


0 dB = 6.89 W/kg = 8.38 dBW/kg

20180710_SystemPerformanceCheck-D2300V2 SN 1002

Frequency: 2300 MHz; Duty Cycle: 1:1

Head/Pin=100 mW/Z Scan (1x1x21): Measurement grid: dx=20mm, dy=20mm, dz=5mm
Maximum value of SAR (measured) = 6.81 W/kg



20180626_SystemPerformanceCheck-D835V2 SN 4d142

Frequency: 835 MHz; Duty Cycle: 1:1; Room Ambient Temperature: 24.0°C; Liquid Temperature: 23.0°C

Medium parameters used: $f = 835 \text{ MHz}$; $\sigma = 0.977 \text{ S/m}$; $\epsilon_r = 53.487$; $\rho = 1000 \text{ kg/m}^3$

DASY5 Configuration:

- Area Scan Setting: Find Secondary Maximum Within: 2.0 dB and with a peak SAR value greater than 0.0012W/kg
- Electronics: DAE4 Sn1434; Calibrated: 5/11/2018
- Probe: EX3DV4 - SN7335; ConvF(10.02, 10.02, 10.02); Calibrated: 3/16/2018;
- Sensor-Surface: 2.5mm (Mechanical Surface Detection)
- Phantom: ELI B v5.0; Type: QD OVA 002 AA; Serial: 1196

Body/Pin=100 mW/Area Scan (7x7x1): Measurement grid: dx=15mm, dy=15mm

Maximum value of SAR (measured) = 1.21 W/kg

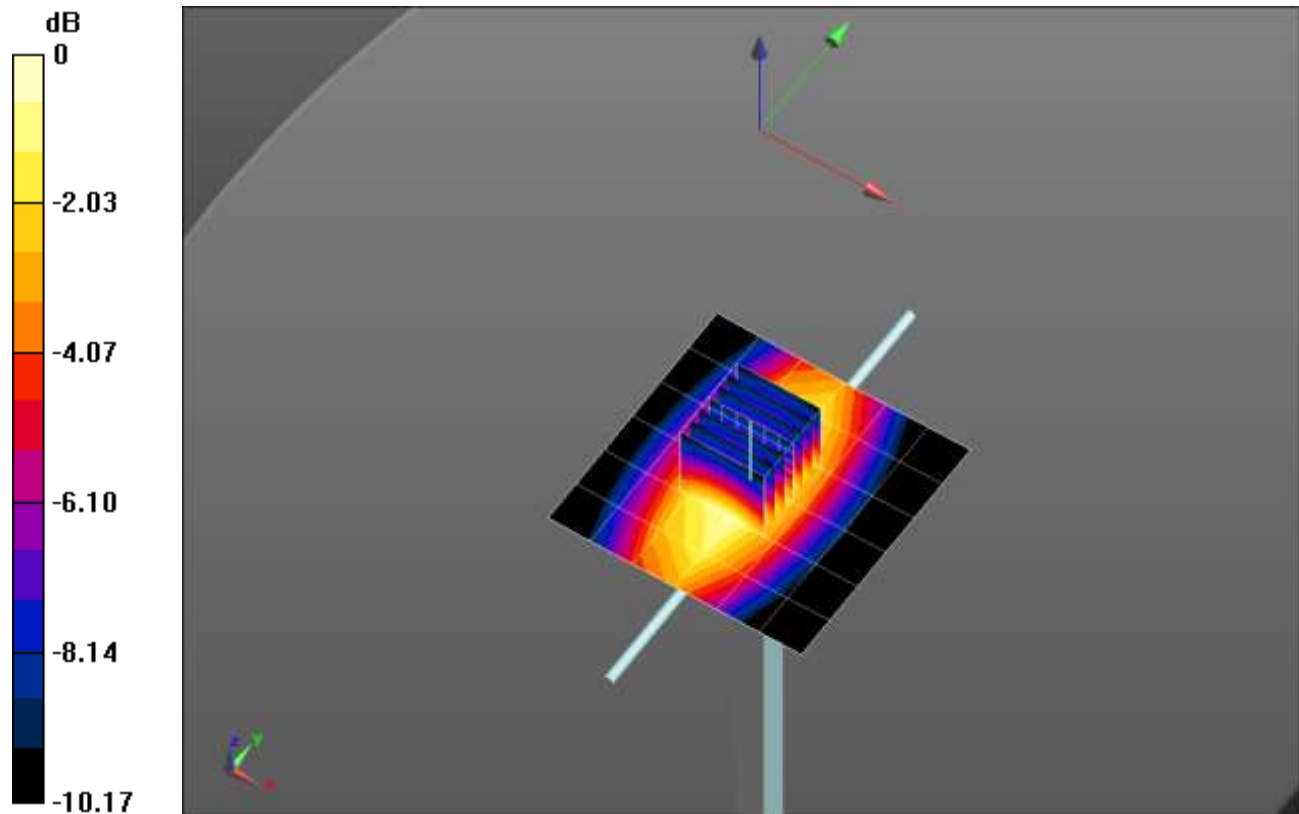
Body/Pin=100 mW/Zoom Scan (7x7x7)/Cube 0: Measurement grid: dx=5mm, dy=5mm, dz=5mm

Reference Value = 35.800 V/m; Power Drift = -0.00 dB

Peak SAR (extrapolated) = 1.52 W/kg

SAR(1 g) = 1.03 W/kg; SAR(10 g) = 0.676 W/kg

Maximum value of SAR (measured) = 1.25 W/kg



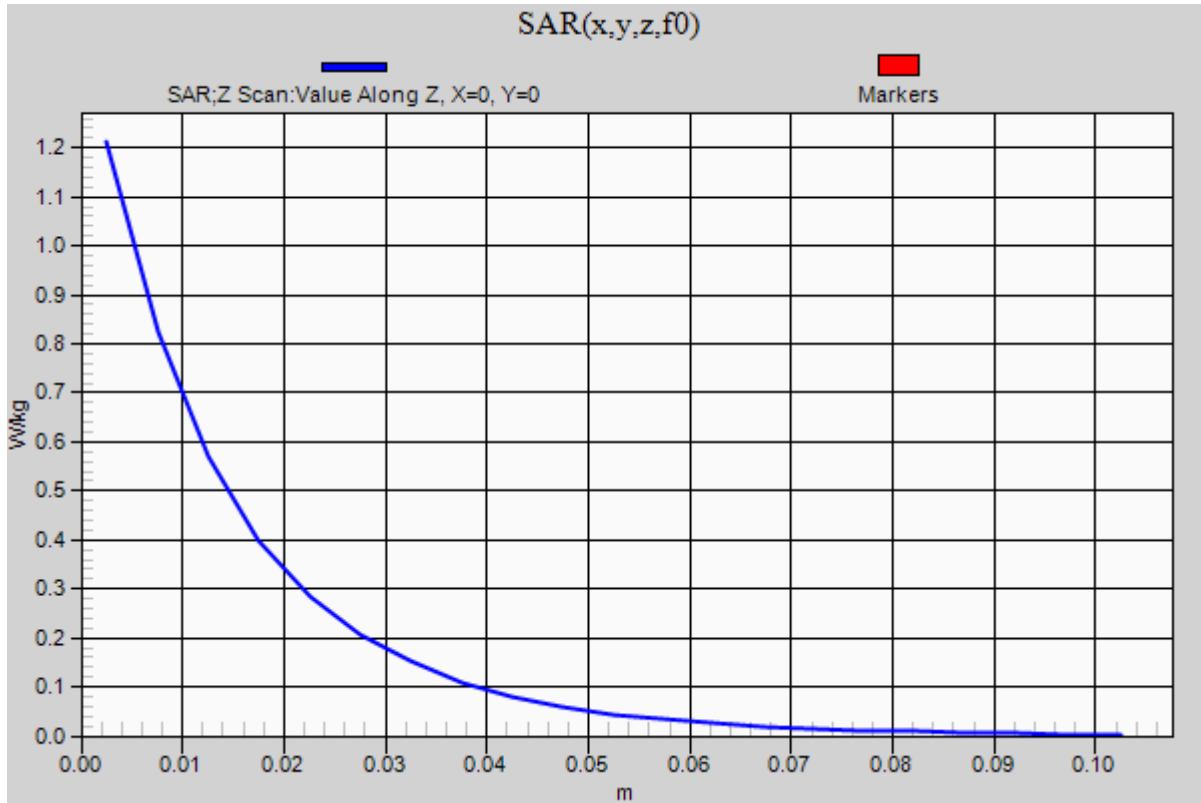
0 dB = 1.25 W/kg = 0.97 dBW/kg

20180626_SystemPerformanceCheck-D835V2 SN 4d142

Frequency: 835 MHz; Duty Cycle: 1:1

Body/Pin=100 mW/Z Scan (1x1x21): Measurement grid: dx=20mm, dy=20mm, dz=5mm

Maximum value of SAR (measured) = 1.21 W/kg



20180630_SystemPerformanceCheck-D835V2 SN 4d002

Frequency: 835 MHz; Duty Cycle: 1:1; Room Ambient Temperature: 24.0°C; Liquid Temperature: 23.0°C

Medium parameters used: $f = 835 \text{ MHz}$; $\sigma = 0.924 \text{ S/m}$; $\epsilon_r = 42.429$; $\rho = 1000 \text{ kg/m}^3$

DASY5 Configuration:

- Area Scan Setting: Find Secondary Maximum Within: 2.0 dB and with a peak SAR value greater than 0.0012W/kg
- Electronics: DAE4 Sn1434; Calibrated: 5/11/2018
- Probe: EX3DV4 - SN7335; ConvF(9.75, 9.75, 9.75); Calibrated: 3/16/2018;
- Sensor-Surface: 2.5mm (Mechanical Surface Detection)
- Phantom: SAM v5.0 ; Type: QD000P40CD; Serial: 1742

Head/Pin=100 mW/Area Scan (7x7x1): Measurement grid: dx=15mm, dy=15mm

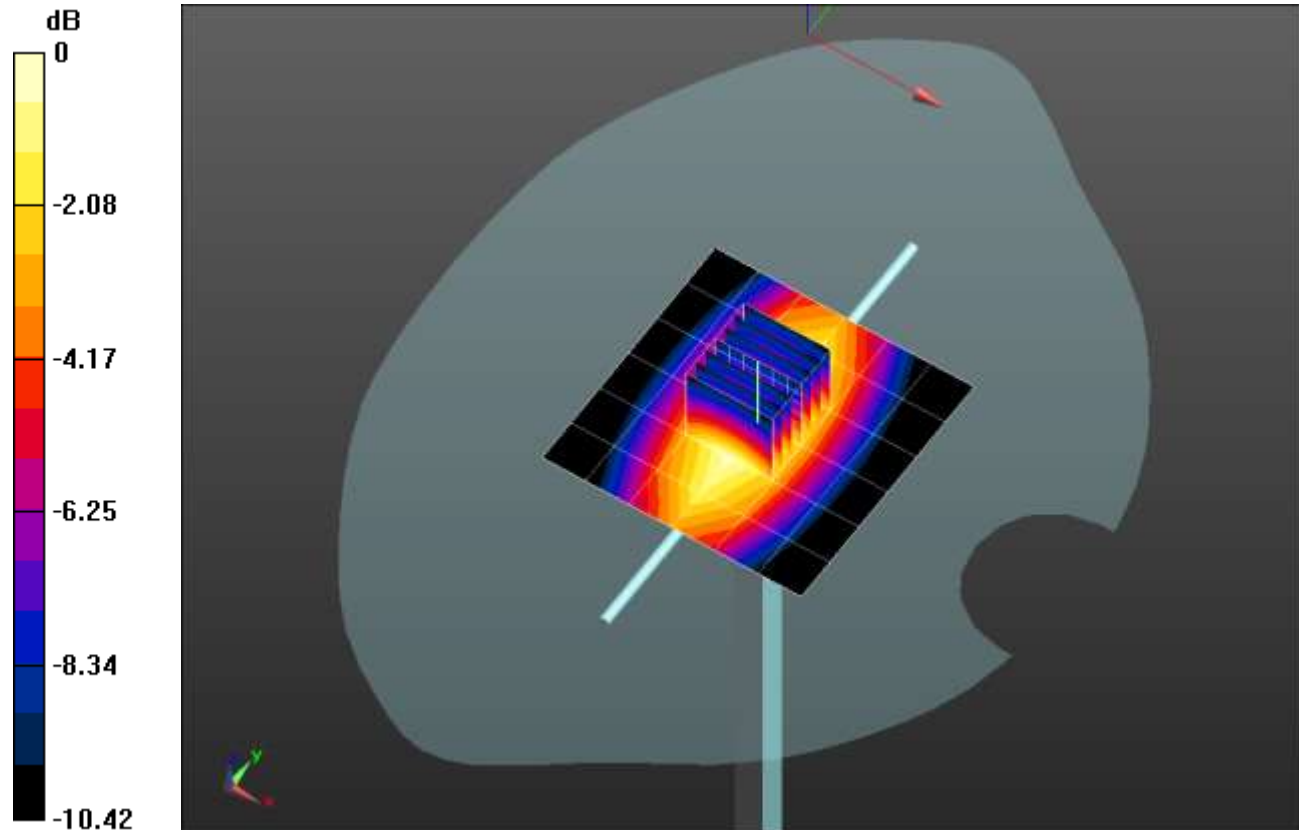
Maximum value of SAR (measured) = 1.21 W/kg

Head/Pin=100 mW/Zoom Scan (7x7x7)/Cube 0: Measurement grid: dx=5mm, dy=5mm, dz=5mm

Reference Value = 36.376 V/m; Power Drift = -0.10 dB

Peak SAR (extrapolated) = 1.49 W/kg

SAR(1 g) = 1 W/kg; SAR(10 g) = 0.657 W/kg



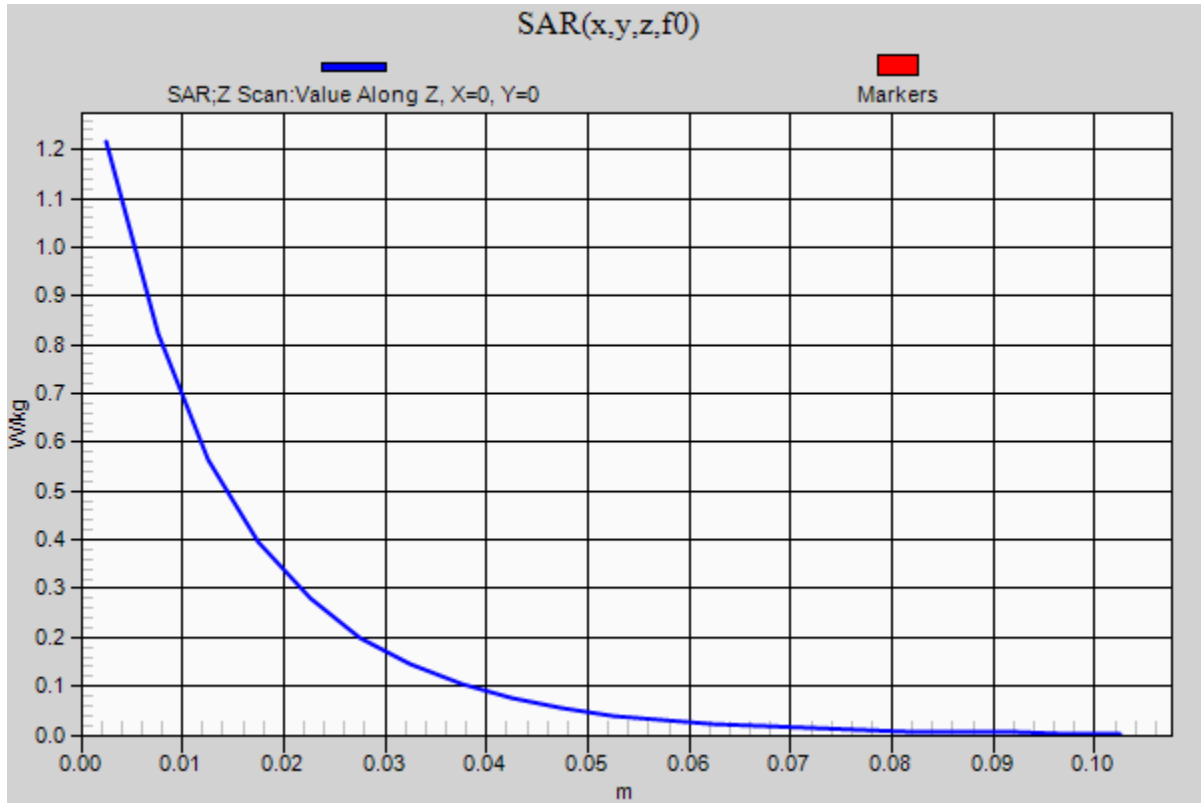
0 dB = 1.21 W/kg = 0.83 dBW/kg

20180630_SystemPerformanceCheck-D835V2 SN 4d002

Frequency: 835 MHz; Duty Cycle: 1:1

Head/Pin=100 mW/Z Scan (1x1x21): Measurement grid: dx=20mm, dy=20mm, dz=5mm

Maximum value of SAR (measured) = 1.22 W/kg



20180705_SystemPerformanceCheck-D2300V2 SN 1058

Frequency: 2300 MHz; Duty Cycle: 1:1; Room Ambient Temperature: 24.0°C; Liquid Temperature: 23.0°C

Medium parameters used: $f = 2300$ MHz; $\sigma = 1.871$ S/m; $\epsilon_r = 52.395$; $\rho = 1000$ kg/m³

DASY5 Configuration:

- Area Scan Setting: Find Secondary Maximum Within: 2.0 dB and with a peak SAR value greater than 0.0012W/kg
- Electronics: DAE4 Sn1434; Calibrated: 5/11/2018
- Probe: EX3DV4 - SN7335; ConvF(7.89, 7.89, 7.89); Calibrated: 3/16/2018;
- Sensor-Surface: 2.5mm (Mechanical Surface Detection)
- Phantom: ELI B v5.0; Type: QD OVA 002 AA; Serial: 1196

Body/Pin=100 mW 2/Area Scan (8x8x1): Measurement grid: dx=12mm, dy=12mm

Maximum value of SAR (measured) = 5.98 W/kg

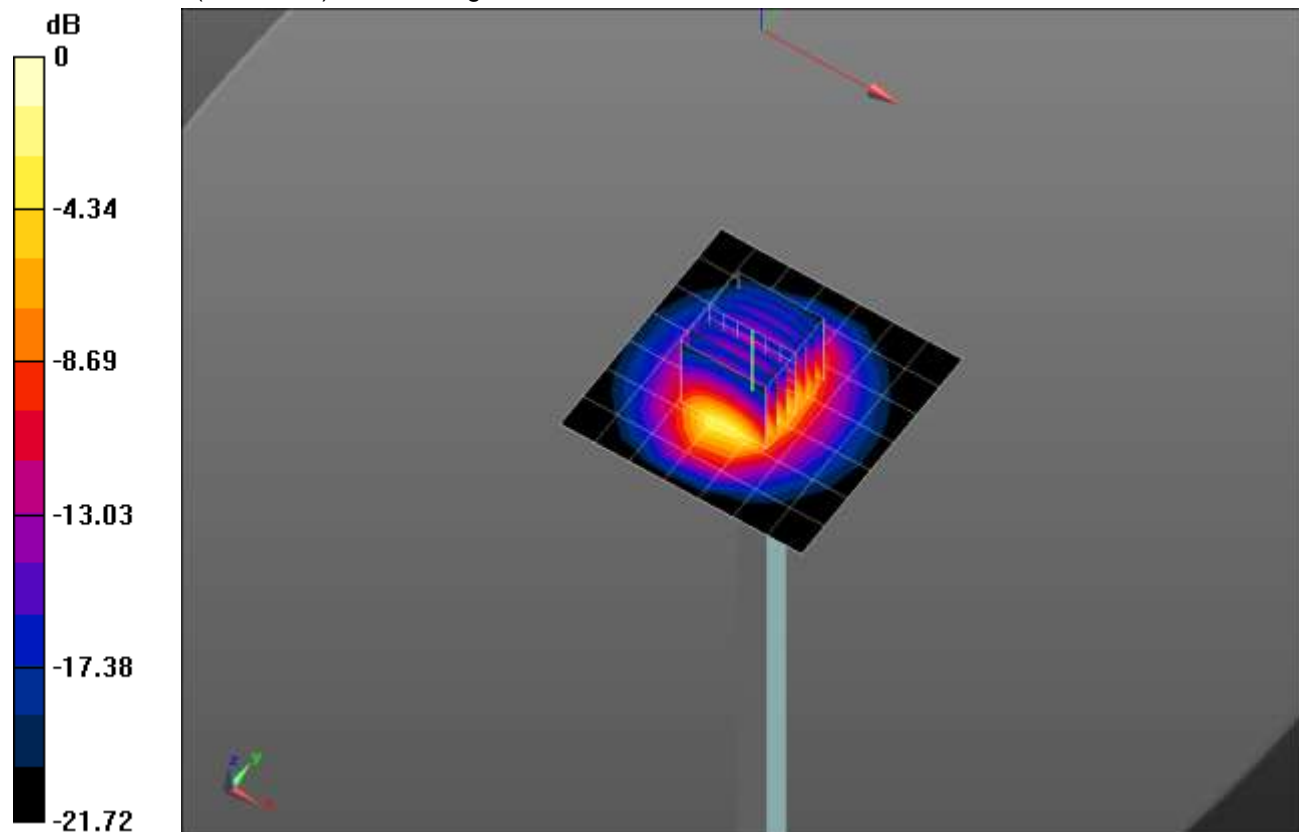
Body/Pin=100 mW 2/Zoom Scan (7x7x7)/Cube 0: Measurement grid: dx=5mm, dy=5mm, dz=5mm

Reference Value = 61.293 V/m; Power Drift = 0.11 dB

Peak SAR (extrapolated) = 10.3 W/kg

SAR(1 g) = 4.99 W/kg; SAR(10 g) = 2.32 W/kg

Maximum value of SAR (measured) = 7.08 W/kg

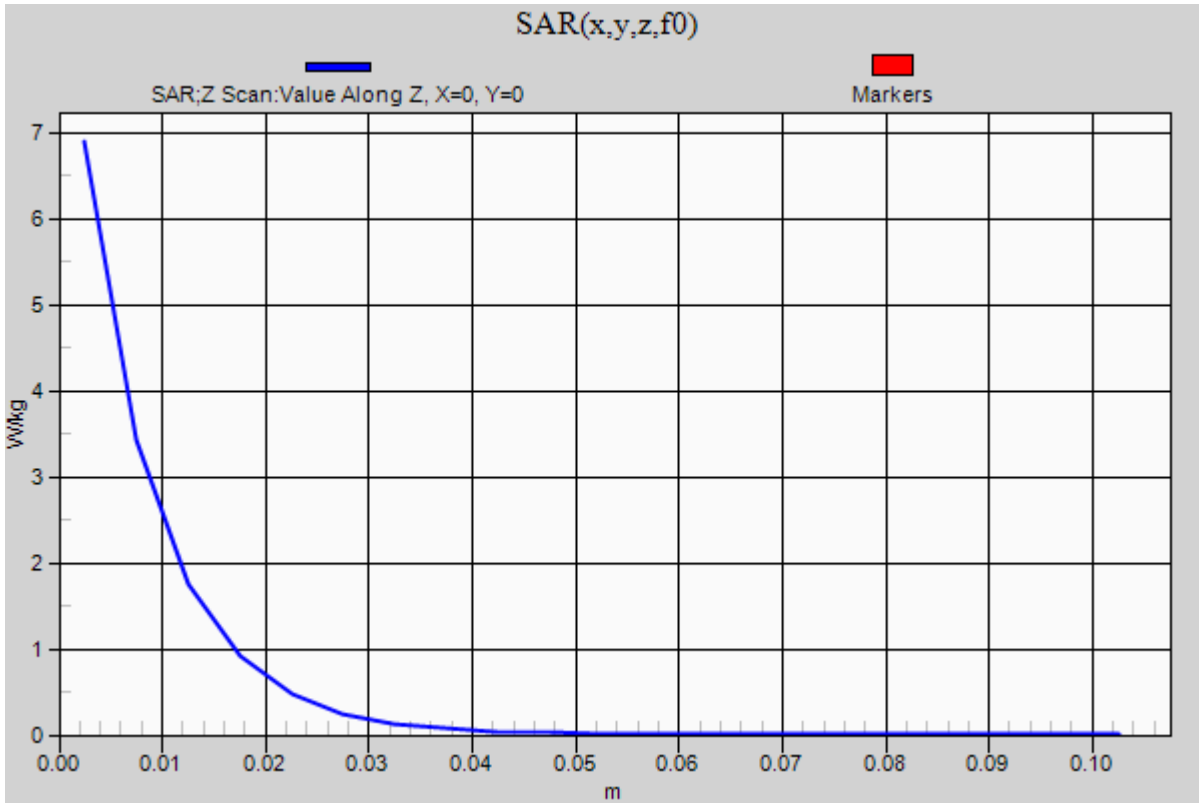


0 dB = 7.08 W/kg = 8.50 dBW/kg

20180705_SystemPerformanceCheck-D2300V2 SN 1058

Frequency: 2300 MHz; Duty Cycle: 1:1

Body/Pin=100 mW 2/Z Scan (1x1x21): Measurement grid: dx=20mm, dy=20mm, dz=5mm
Maximum value of SAR (measured) = 6.90 W/kg



20180708_SystemPerformanceCheck-D2600V2 SN 1036

Frequency: 2600 MHz; Duty Cycle: 1:1; Room Ambient Temperature: 24.0°C; Liquid Temperature: 23.0°C

Medium parameters used: $f = 2600$ MHz; $\sigma = 2.214$ S/m; $\epsilon_r = 52.445$; $\rho = 1000$ kg/m³

DASY5 Configuration:

- Area Scan Setting: Find Secondary Maximum Within: 2.0 dB and with a peak SAR value greater than 0.0012W/kg
- Electronics: DAE4 Sn1434; Calibrated: 5/11/2018
- Probe: EX3DV4 - SN7335; ConvF(7.59, 7.59, 7.59); Calibrated: 3/16/2018, ConvF(7.59, 7.59, 7.59); Calibrated: 3/16/2018;
- Sensor-Surface: 2.5mm (Mechanical Surface Detection)
- Phantom: ELI B v5.0; Type: QD OVA 002 AA; Serial: 1196

Body/Pin=100 mW/Area Scan (8x8x1): Measurement grid: dx=12mm, dy=12mm

Maximum value of SAR (measured) = 6.06 W/kg

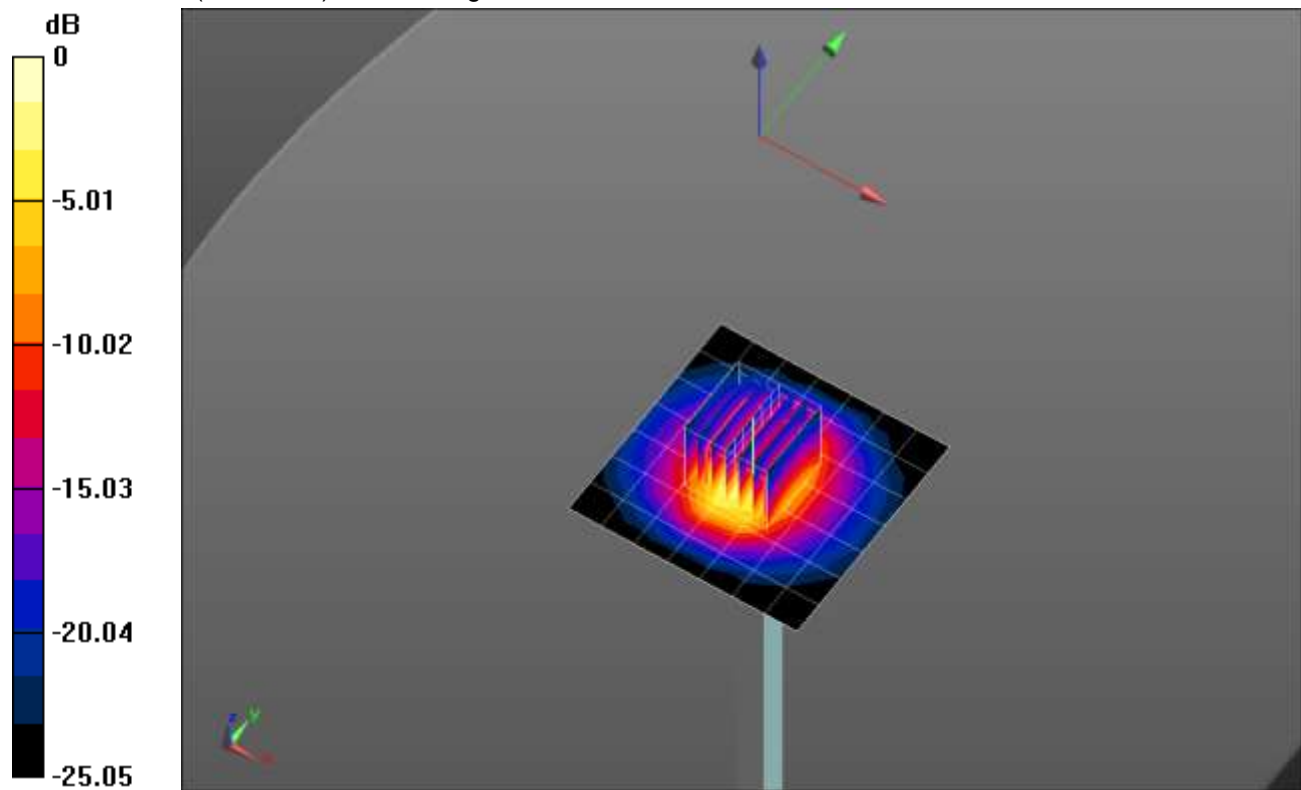
Body/Pin=100 mW/Zoom Scan (7x7x7)/Cube 0: Measurement grid: dx=5mm, dy=5mm, dz=5mm

Reference Value = 59.96 V/m; Power Drift = 0.10 dB

Peak SAR (extrapolated) = 12.2 W/kg

SAR(1 g) = 5.41 W/kg; SAR(10 g) = 2.32 W/kg

Maximum value of SAR (measured) = 7.98 W/kg

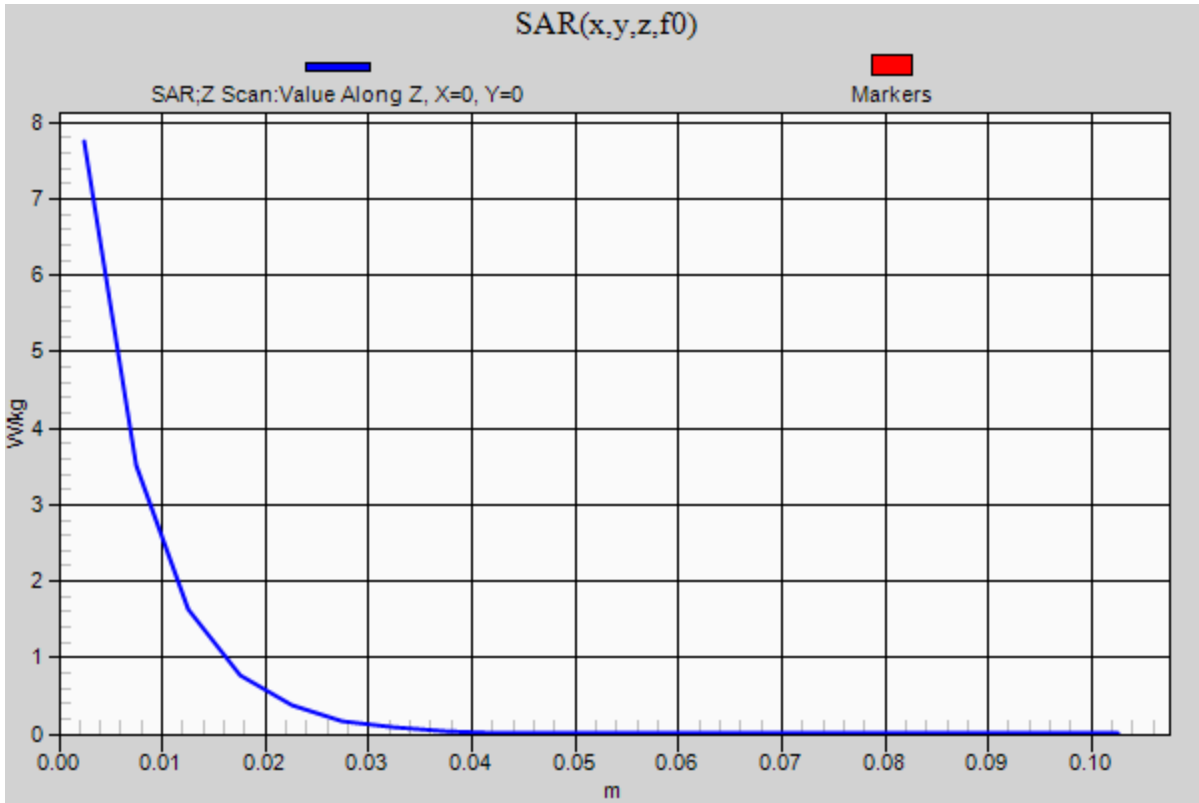


0 dB = 7.98 W/kg = 9.02 dBW/kg

20180708_SystemPerformanceCheck-D2600V2 SN 1036

Frequency: 2600 MHz; Duty Cycle: 1:1

Body/Pin=100 mW/Z Scan (1x1x21): Measurement grid: dx=20mm, dy=20mm, dz=5mm
Maximum value of SAR (measured) = 7.75 W/kg



20180720_SystemPerformanceCheck-D2300V2 SN 1002

Frequency: 2300 MHz; Duty Cycle: 1:1; Room Ambient Temperature: 24.0°C; Liquid Temperature: 23.0°C

Medium parameters used: $f = 2300$ MHz; $\sigma = 1.766$ S/m; $\epsilon_r = 52.259$; $\rho = 1000$ kg/m³

DASY5 Configuration:

- Area Scan Setting: Find Secondary Maximum Within: 2.0 dB and with a peak SAR value greater than 0.0012W/kg
- Electronics: DAE4 Sn1434; Calibrated: 5/11/2018
- Probe: EX3DV4 - SN7335; ConvF(7.89, 7.89, 7.89); Calibrated: 3/16/2018;
- Sensor-Surface: 2.5mm (Mechanical Surface Detection)
- Phantom: ELI A v5.0; Type: QD OVA 002 AA; Serial: 1194

Body/Pin=100 mW/Area Scan (8x8x1): Measurement grid: dx=12mm, dy=12mm

Maximum value of SAR (measured) = 5.17 W/kg

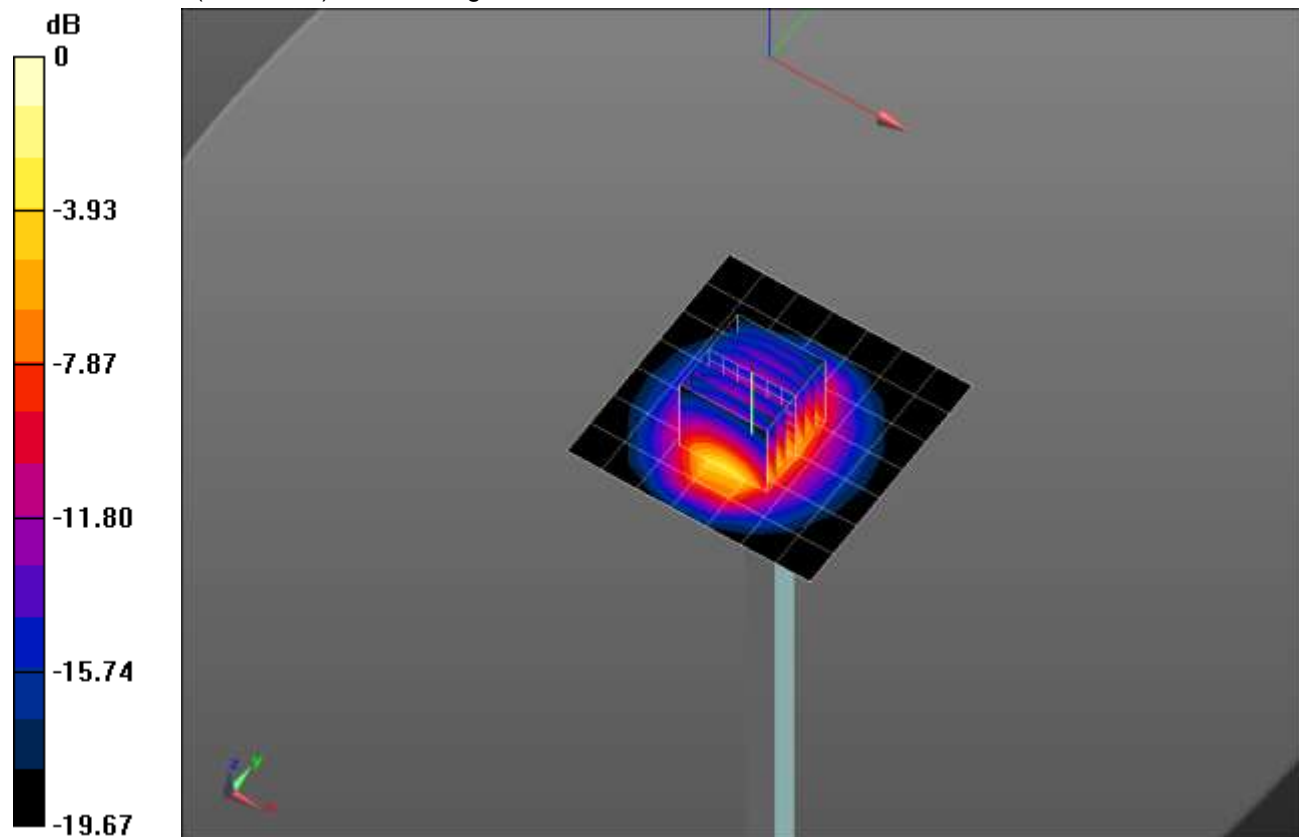
Body/Pin=100 mW/Zoom Scan (7x7x7)/Cube 0: Measurement grid: dx=5mm, dy=5mm, dz=5mm

Reference Value = 57.585 V/m; Power Drift = -0.01 dB

Peak SAR (extrapolated) = 8.92 W/kg

SAR(1 g) = 4.6 W/kg; SAR(10 g) = 2.23 W/kg

Maximum value of SAR (measured) = 6.41 W/kg

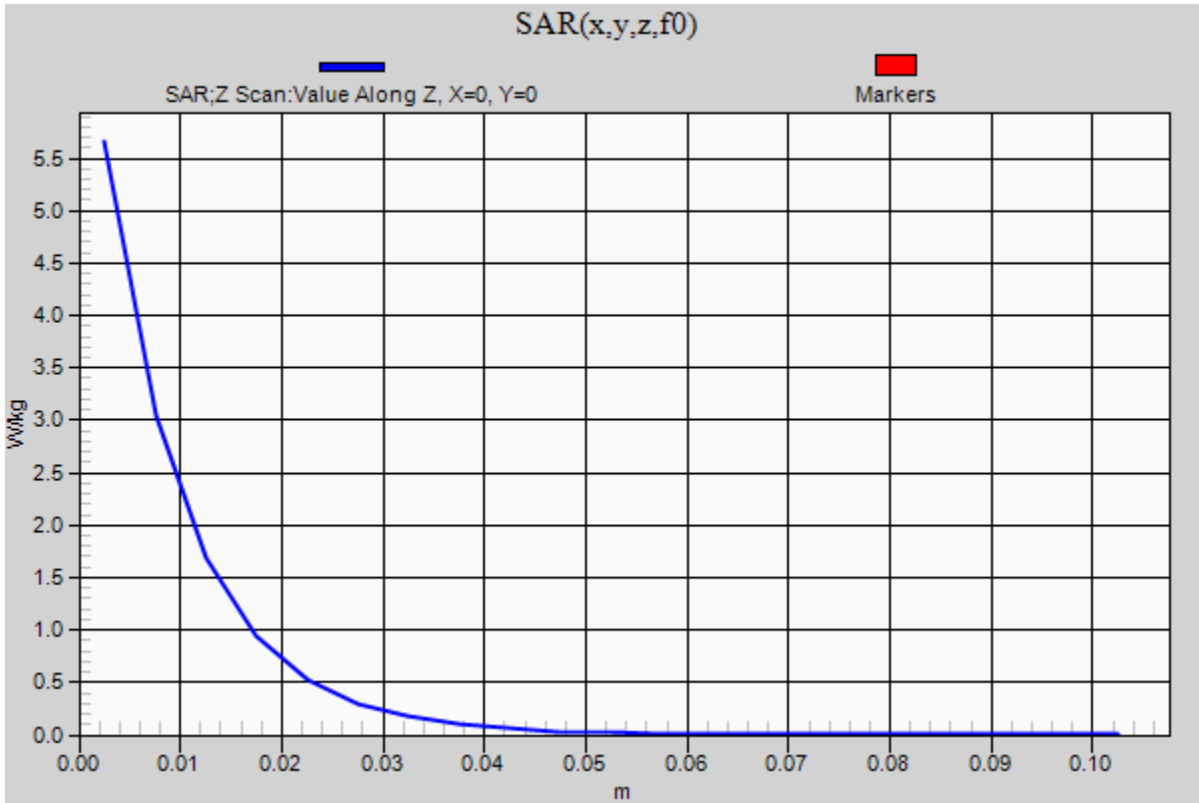


0 dB = 6.41 W/kg = 8.07 dBW/kg

20180720_SystemPerformanceCheck-D2300V2 SN 1002

Frequency: 2300 MHz; Duty Cycle: 1:1

Body/Pin=100 mW/Z Scan (1x1x21): Measurement grid: dx=20mm, dy=20mm, dz=5mm
Maximum value of SAR (measured) = 5.66 W/kg



20180722_SystemPerformanceCheck-D1900V2 SN 5d163

Frequency: 1900 MHz; Duty Cycle: 1:1; Room Ambient Temperature: 24.0°C; Liquid Temperature: 23.0°C
 Medium parameters used: $f = 1900 \text{ MHz}$; $\sigma = 1.567 \text{ S/m}$; $\epsilon_r = 52.241$; $\rho = 1000 \text{ kg/m}^3$

DASY5 Configuration:

- Area Scan Setting: Find Secondary Maximum Within: 2.0 dB and with a peak SAR value greater than 0.0012W/kg
- Electronics: DAE4 Sn1434; Calibrated: 5/11/2018
- Probe: EX3DV4 - SN7335; ConvF(8.12, 8.12, 8.12); Calibrated: 3/16/2018;
- Sensor-Surface: 2.5mm (Mechanical Surface Detection)
- Phantom: ELI B v5.0; Type: QD OVA 002 AA; Serial: 1196

Body/Pin=100 mW/Area Scan (7x7x1): Measurement grid: dx=15mm, dy=15mm

Maximum value of SAR (measured) = 5.55 W/kg

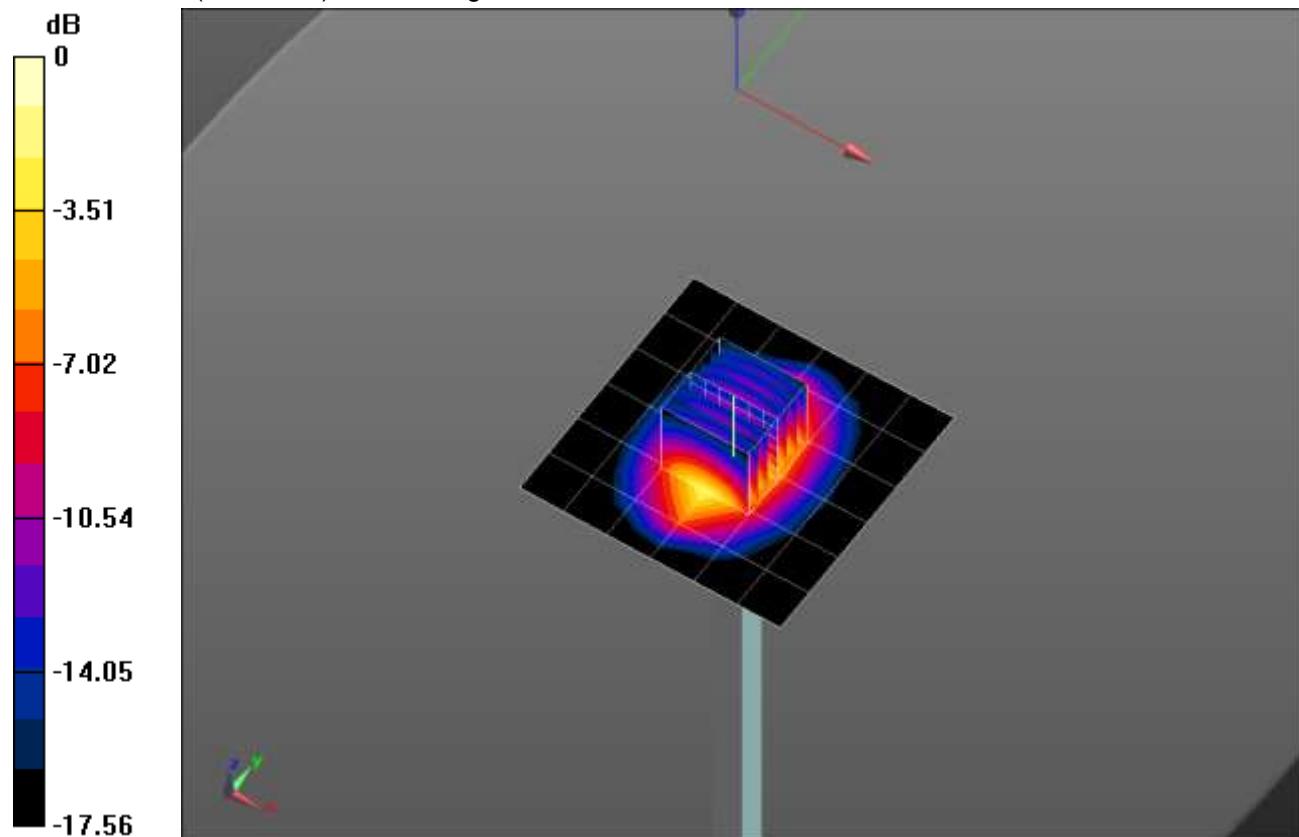
Body/Pin=100 mW/Zoom Scan (7x7x7)/Cube 0: Measurement grid: dx=5mm, dy=5mm, dz=5mm

Reference Value = 60.200 V/m; Power Drift = -0.01 dB

Peak SAR (extrapolated) = 7.57 W/kg

SAR(1 g) = 4.1 W/kg; SAR(10 g) = 2.11 W/kg

Maximum value of SAR (measured) = 5.58 W/kg

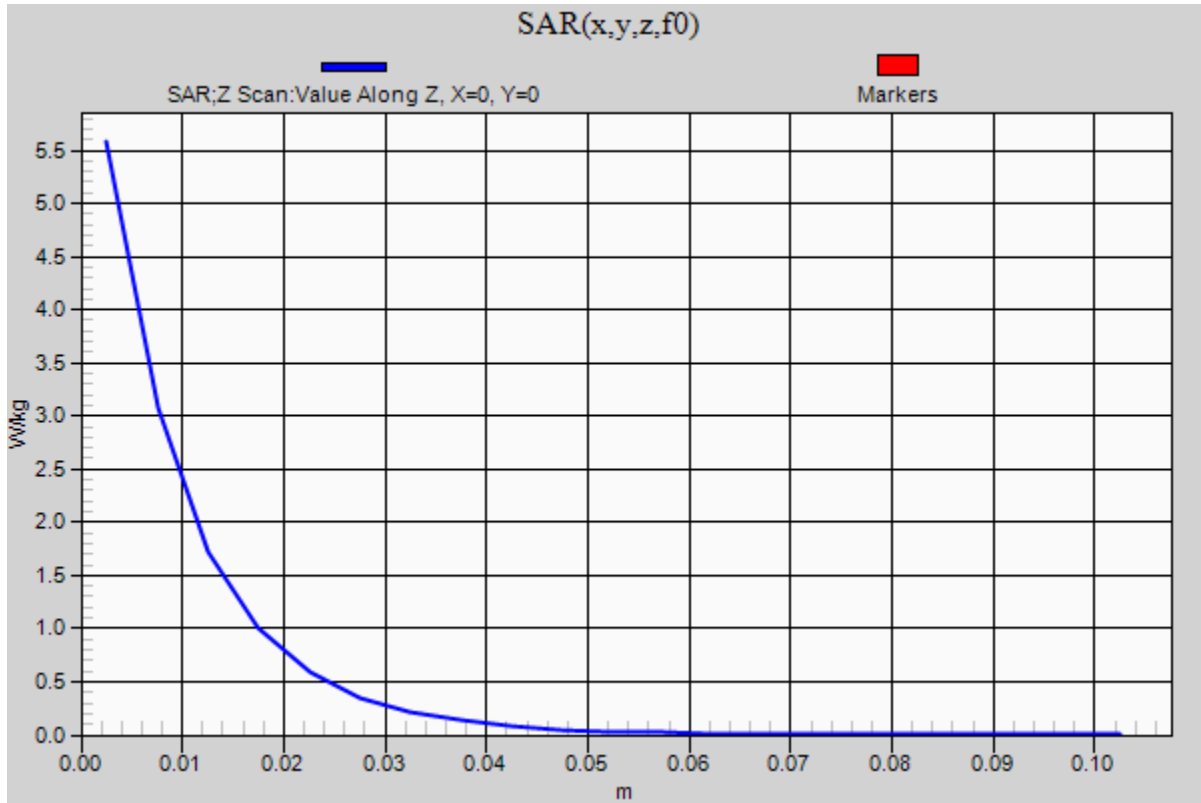


0 dB = 5.58 W/kg = 7.47 dBW/kg

20180722_SystemPerformanceCheck-D1900V2 SN 5d163

Frequency: 1900 MHz; Duty Cycle: 1:1

Body/Pin=100 mW/Z Scan (1x1x21): Measurement grid: dx=20mm, dy=20mm, dz=5mm
Maximum value of SAR (measured) = 5.58 W/kg



20180726SystemPerformanceCheck-D2600V2 SN 1006

Frequency: 2600 MHz; Duty Cycle: 1:1; Room Ambient Temperature: 24.0°C; Liquid Temperature: 23.0°C
Medium parameters used: $f = 2600$ MHz; $\sigma = 1.927$ S/m; $\epsilon_r = 37.139$; $\rho = 1000$ kg/m³

DASY5 Configuration:

- Area Scan Setting: Find Secondary Maximum Within: 2.0 dB and with a peak SAR value greater than 0.0012W/kg
- Electronics: DAE4 Sn1434; Calibrated: 5/11/2018
- Probe: EX3DV4 - SN7335; ConvF(7.55, 7.55, 7.55); Calibrated: 3/16/2018;
- Sensor-Surface: 2.5mm (Mechanical Surface Detection)
- Phantom: SAM v5.0 ; Type: QD000P40CD; Serial: 1742

Head/Pin=100 mW/Area Scan (8x8x1): Measurement grid: dx=12mm, dy=12mm

Maximum value of SAR (measured) = 5.85 W/kg

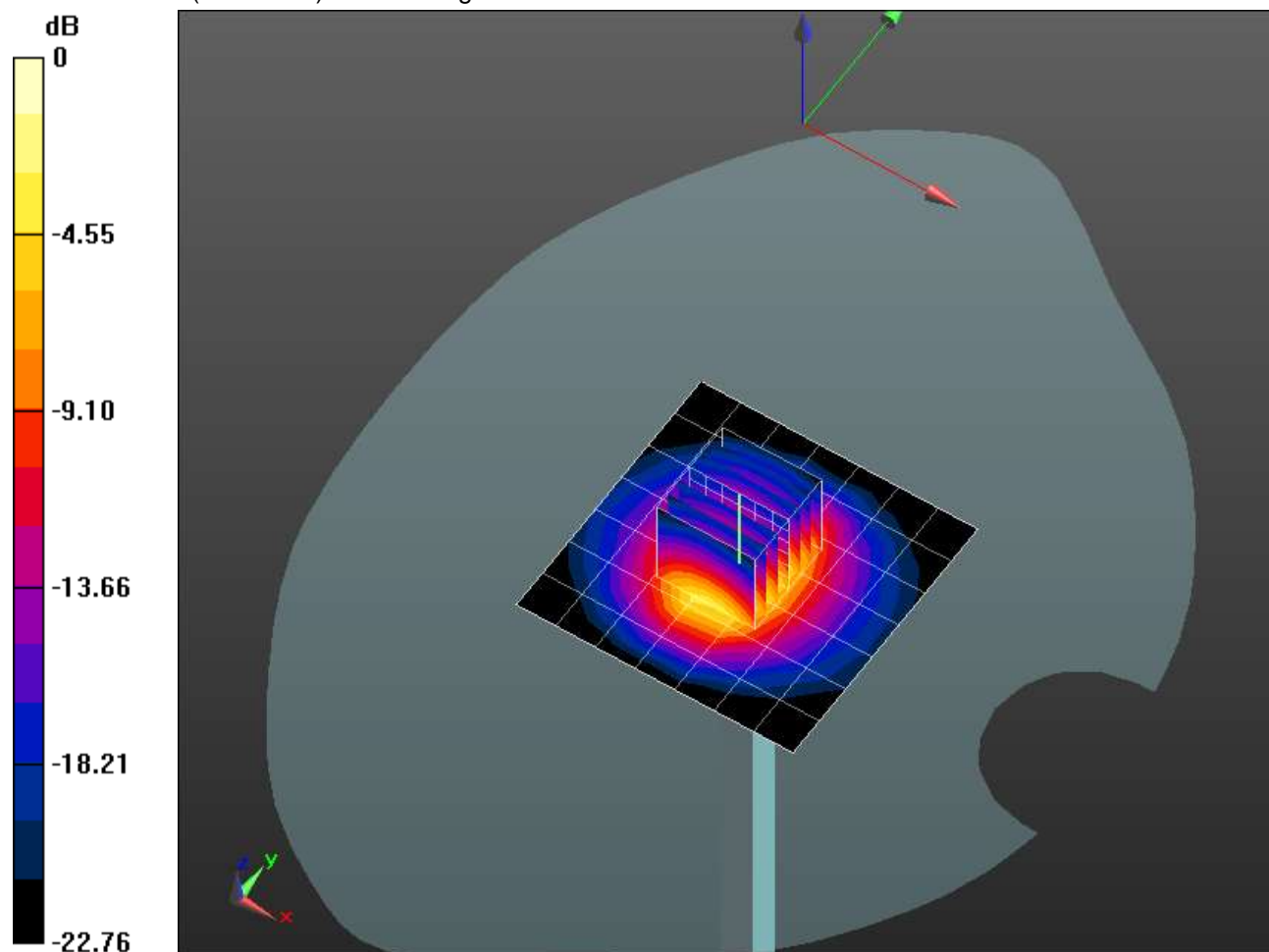
Head/Pin=100 mW/Zoom Scan (7x7x7)/Cube 0: Measurement grid: dx=5mm, dy=5mm, dz=5mm

Reference Value = 62.427 V/m; Power Drift = 0.08 dB

Peak SAR (extrapolated) = 11.3 W/kg

SAR(1 g) = 5.27 W/kg; SAR(10 g) = 2.35 W/kg

Maximum value of SAR (measured) = 7.57 W/kg



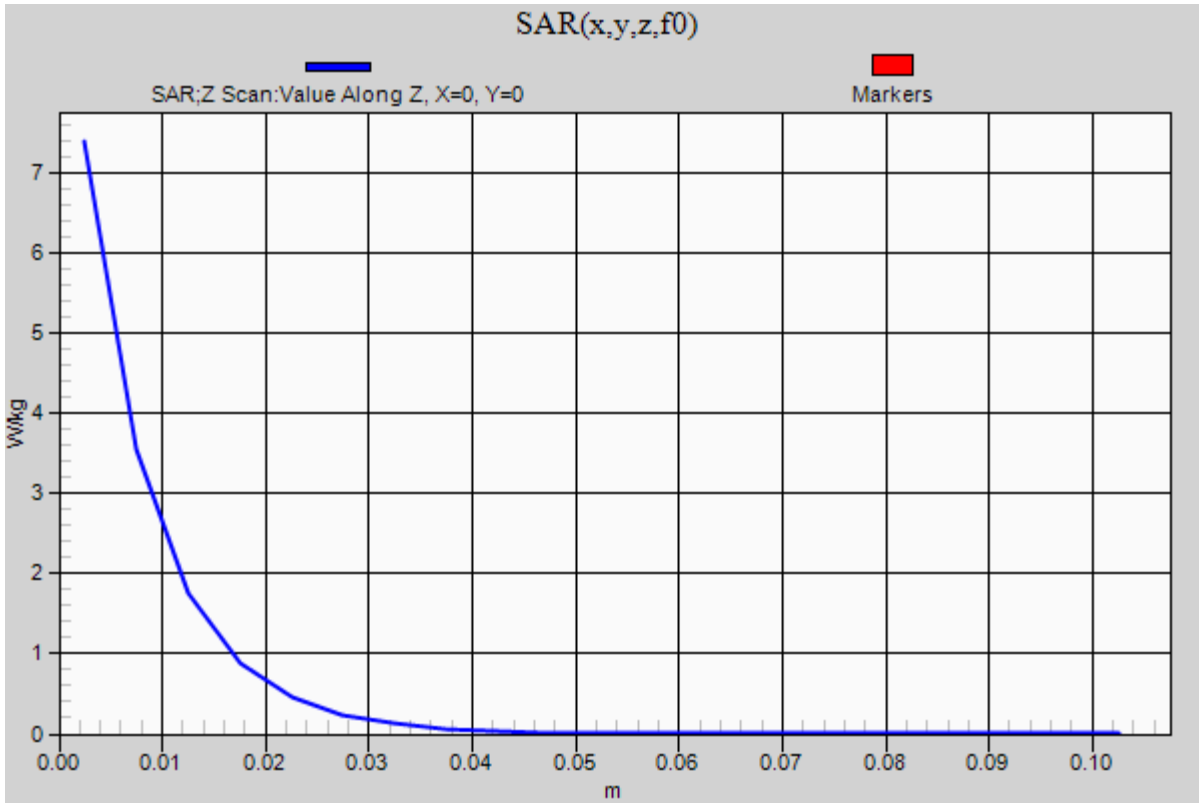
0 dB = 7.57 W/kg = 8.79 dBW/kg

20180726SystemPerformanceCheck-D2600V2 SN 1006

Frequency: 2600 MHz; Duty Cycle: 1:1

Head/Pin=100 mW/Z Scan (1x1x21): Measurement grid: dx=20mm, dy=20mm, dz=5mm

Maximum value of SAR (measured) = 7.40 W/kg



20180727_SystemPerformanceCheck-D1750V2 SN 1077

Frequency: 1750 MHz; Duty Cycle: 1:1; Room Ambient Temperature: 24.0°C; Liquid Temperature: 23.0°C

Medium parameters used: $f = 1750$ MHz; $\sigma = 1.485$ S/m; $\epsilon_r = 52.578$; $\rho = 1000$ kg/m³

DASY5 Configuration:

- Area Scan Setting: Find Secondary Maximum Within: 2.0 dB and with a peak SAR value greater than 0.0012W/kg
- Electronics: DAE4 Sn1434; Calibrated: 5/11/2018
- Probe: EX3DV4 - SN7335; ConvF(8.5, 8.5, 8.5); Calibrated: 3/16/2018;
- Sensor-Surface: 2.5mm (Mechanical Surface Detection)
- Phantom: ELI B v5.0; Type: QD OVA 002 AA; Serial: 1196

Body/Pin=100 mW/Area Scan (7x7x1): Measurement grid: dx=15mm, dy=15mm

Maximum value of SAR (measured) = 5.01 W/kg

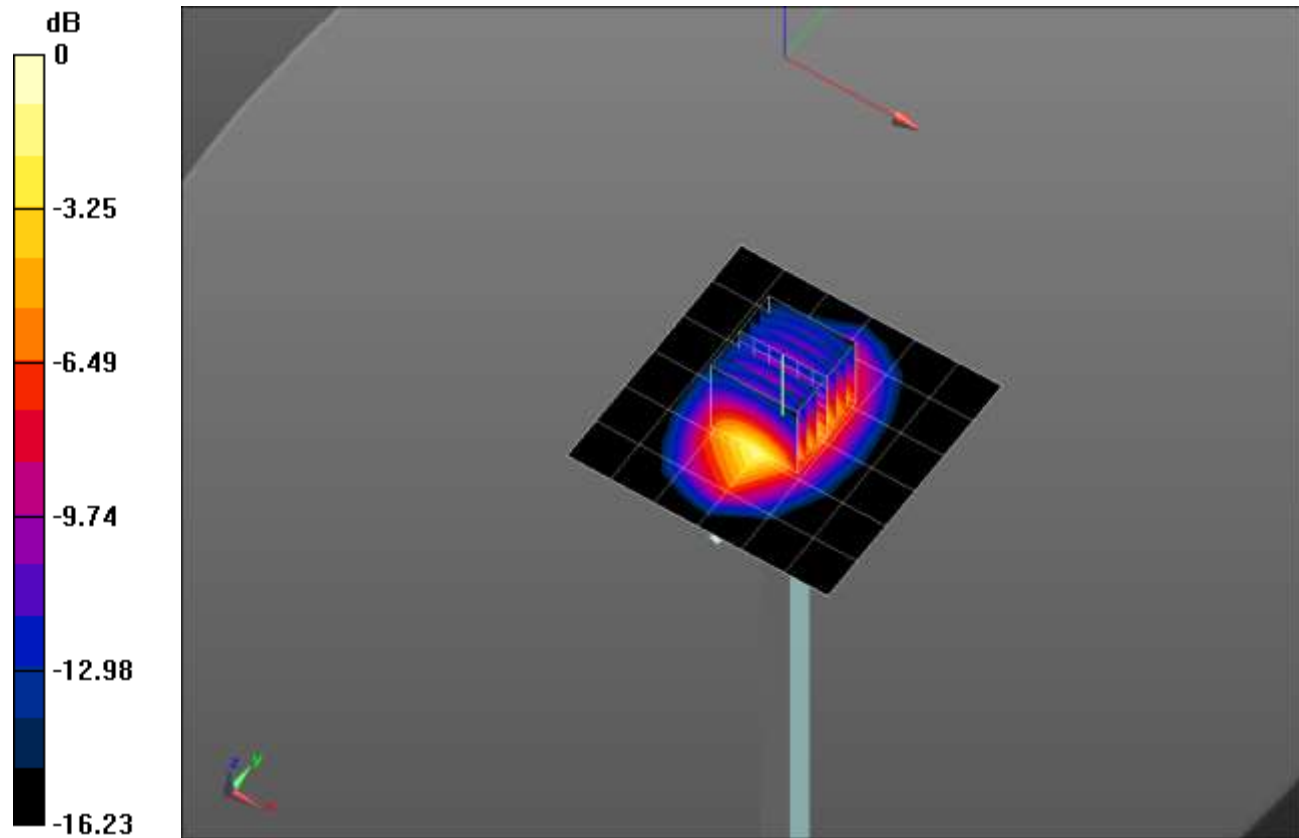
Body/Pin=100 mW/Zoom Scan (7x7x7)/Cube 0: Measurement grid: dx=5mm, dy=5mm, dz=5mm

Reference Value = 58.510 V/m; Power Drift = 0.04 dB

Peak SAR (extrapolated) = 6.83 W/kg

SAR(1 g) = 3.82 W/kg; SAR(10 g) = 2.03 W/kg

Maximum value of SAR (measured) = 5.11 W/kg

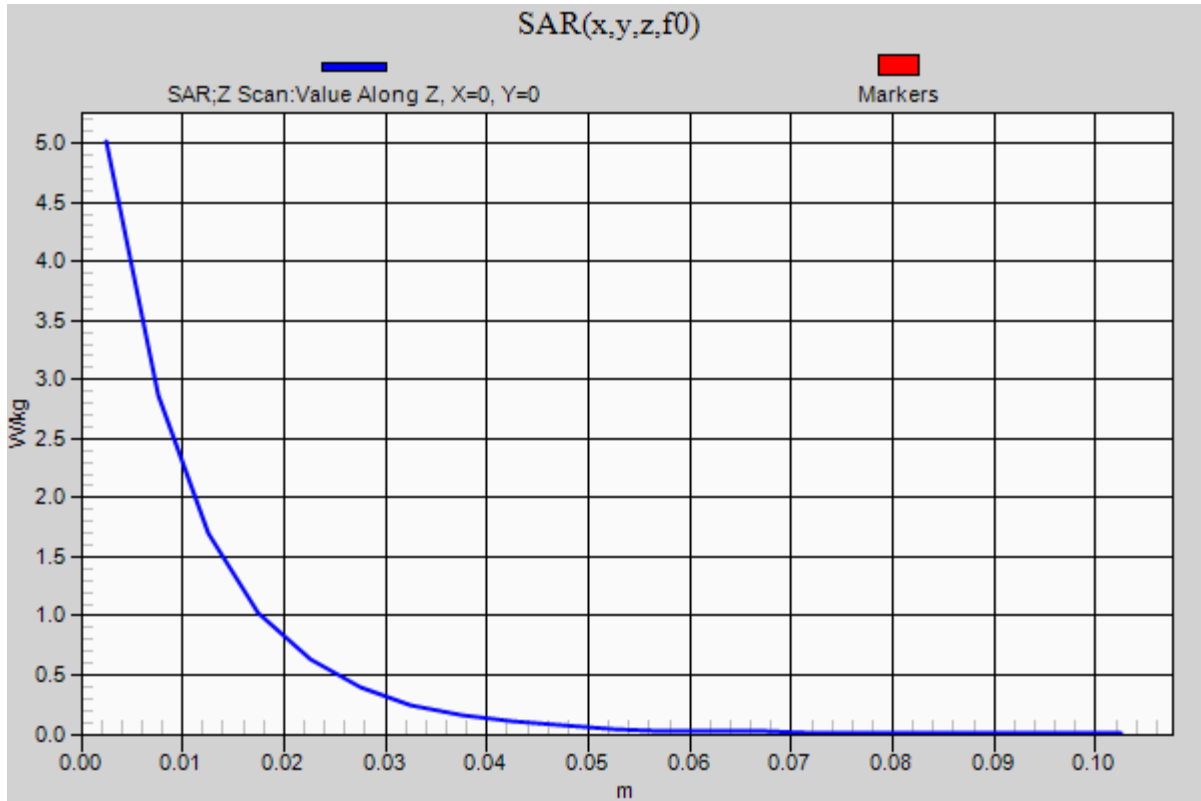


0 dB = 5.11 W/kg = 7.08 dBW/kg

20180727_SystemPerformanceCheck-D1750V2 SN 1077

Frequency: 1750 MHz; Duty Cycle: 1:1

Body/Pin=100 mW/Z Scan (1x1x21): Measurement grid: dx=20mm, dy=20mm, dz=5mm
Maximum value of SAR (measured) = 5.01 W/kg



20180625_SystemPerformanceCheck-D835V2 SN 4d142

Frequency: 835 MHz; Duty Cycle: 1:1; Room Ambient Temperature: 24.0°C; Liquid Temperature: 23.0°C
 Medium parameters used: $f = 835 \text{ MHz}$; $\sigma = 0.951 \text{ S/m}$; $\epsilon_r = 54.079$; $\rho = 1000 \text{ kg/m}^3$

DASY5 Configuration:

- Area Scan Setting: Find Secondary Maximum Within: 2.0 dB and with a peak SAR value greater than 0.0012W/kg
- Electronics: DAE4 Sn1343; Calibrated: 8/21/2017
- Probe: EX3DV4 - SN3871; ConvF(10.04, 10.04, 10.04); Calibrated: 8/23/2017;
- Sensor-Surface: 2.5mm (Mechanical Surface Detection)
- Phantom: ELI v5.0 A; Type: SM 000 T01 DA; Serial: TP:1247

Body/Pin=100 mW/Area Scan (7x7x1): Measurement grid: dx=15mm, dy=15mm

Maximum value of SAR (measured) = 1.17 W/kg

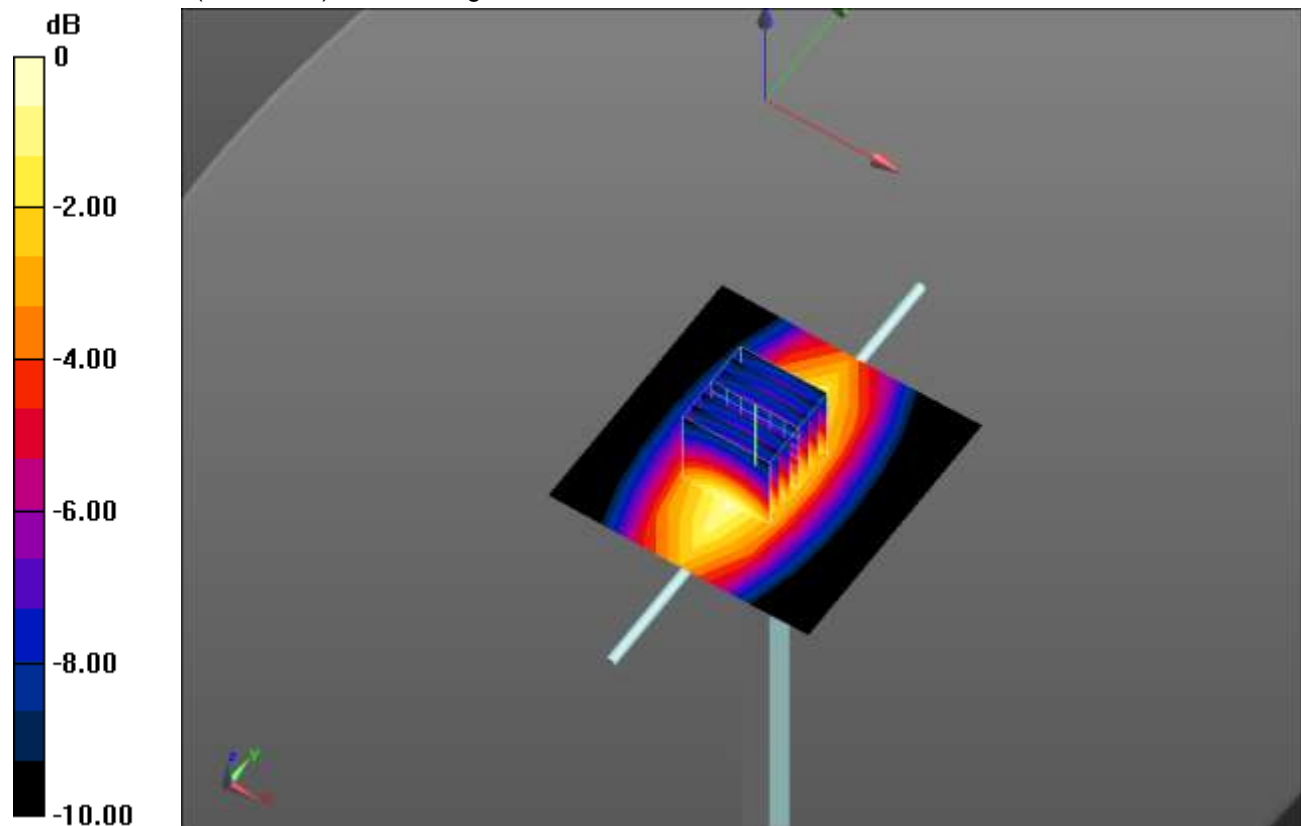
Body/Pin=100 mW/Zoom Scan (7x7x7)/Cube 0: Measurement grid: dx=5mm, dy=5mm, dz=5mm

Reference Value = 35.616 V/m; Power Drift = -0.01 dB

Peak SAR (extrapolated) = 1.45 W/kg

SAR(1 g) = 0.983 W/kg; SAR(10 g) = 0.651 W/kg

Maximum value of SAR (measured) = 1.19 W/kg

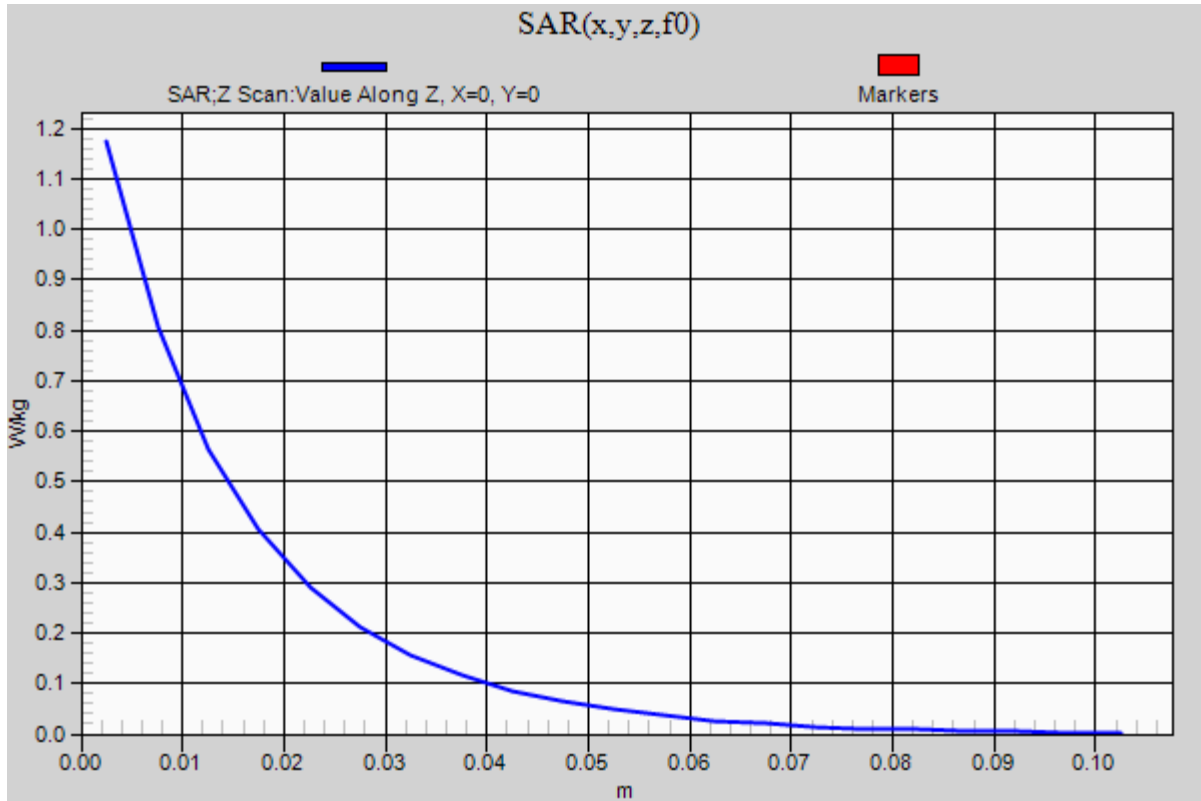


0 dB = 1.19 W/kg = 0.76 dBW/kg

20180625_SystemPerformanceCheck-D835V2 SN 4d142

Frequency: 835 MHz; Duty Cycle: 1:1

Body/Pin=100 mW/Z Scan (1x1x21): Measurement grid: dx=20mm, dy=20mm, dz=5mm
Maximum value of SAR (measured) = 1.17 W/kg



20180629_SystemPerformanceCheck-D835V2 SN 4d002

Frequency: 835 MHz; Duty Cycle: 1:1; Room Ambient Temperature: 24.0°C; Liquid Temperature: 23.0°C
 Medium parameters used: $f = 835 \text{ MHz}$; $\sigma = 0.963 \text{ S/m}$; $\epsilon_r = 54.031$; $\rho = 1000 \text{ kg/m}^3$

DASY5 Configuration:

- Area Scan Setting: Find Secondary Maximum Within: 2.0 dB and with a peak SAR value greater than 0.0012W/kg
- Electronics: DAE4 Sn1343; Calibrated: 8/21/2017
- Probe: EX3DV4 - SN3871; ConvF(10.04, 10.04, 10.04); Calibrated: 8/23/2017;
- Sensor-Surface: 2.5mm (Mechanical Surface Detection (Locations From Previous Scan Used)), Sensor-Surface: 2.5mm (Mechanical Surface Detection)
- Phantom: ELI v5.0 A; Type: SM 000 T01 DA; Serial: TP:1247

Body/Pin=100 mW/Area Scan (7x7x1): Measurement grid: dx=15mm, dy=15mm

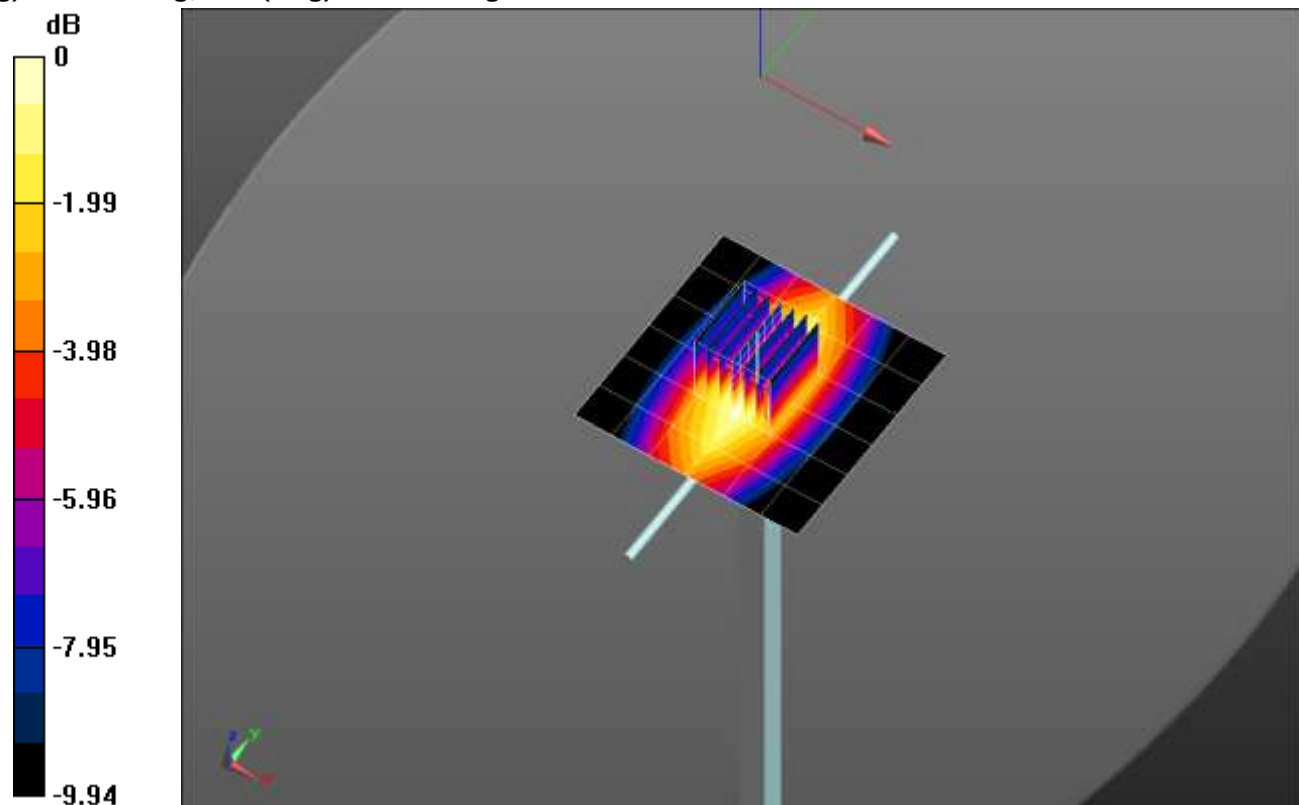
Maximum value of SAR (measured) = 1.17 W/kg

Body/Pin=100 mW/Zoom Scan (7x7x7)/Cube 0: Measurement grid: dx=5mm, dy=5mm, dz=5mm

Reference Value = 35.20 V/m; Power Drift = 0.02 dB

Peak SAR (extrapolated) = 1.42 W/kg

SAR(1 g) = 0.966 W/kg; SAR(10 g) = 0.641 W/kg

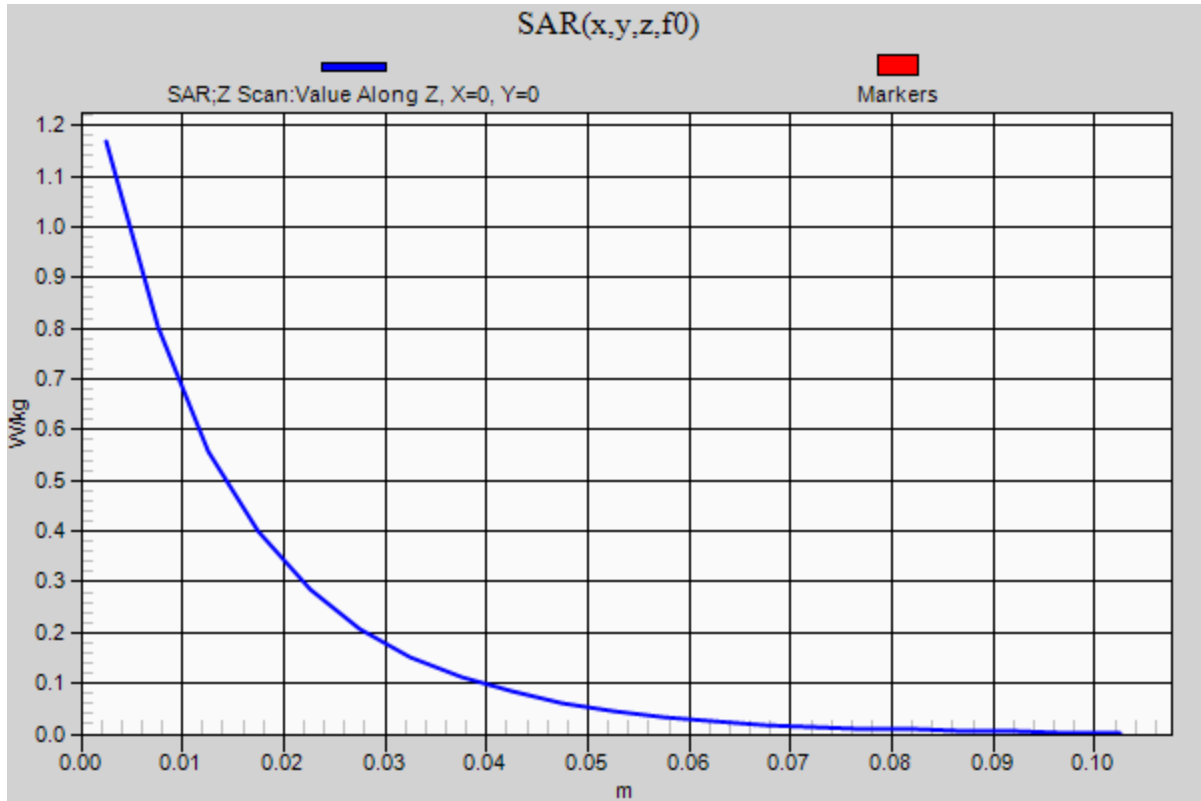


0 dB = 1.17 W/kg = 0.68 dBW/kg

20180629_SystemPerformanceCheck-D835V2 SN 4d002

Frequency: 835 MHz; Duty Cycle: 1:1

Body/Pin=100 mW/Z Scan (1x1x21): Measurement grid: dx=20mm, dy=20mm, dz=5mm
Maximum value of SAR (measured) = 1.17 W/kg



20180706_SystemPerformanceCheck-D1900V2 SN 5d163

Frequency: 1900 MHz; Duty Cycle: 1:1; Room Ambient Temperature: 24.0°C; Liquid Temperature: 23.0°C
 Medium parameters used: $f = 1900 \text{ MHz}$; $\sigma = 1.49 \text{ S/m}$; $\epsilon_r = 49.694$; $\rho = 1000 \text{ kg/m}^3$

DASY5 Configuration:

- Area Scan Setting: Find Secondary Maximum Within: 2.0 dB and with a peak SAR value greater than 0.0012W/kg
- Electronics: DAE4 Sn1343; Calibrated: 8/21/2017
- Probe: EX3DV4 - SN3871; ConvF(8.12, 8.12, 8.12); Calibrated: 8/23/2017;
- Sensor-Surface: 2.5mm (Mechanical Surface Detection)
- Phantom: ELI v5.0 A; Type: SM 000 T01 DA; Serial: TP:1247

Body/Pin=100 mW/Area Scan (7x7x1): Measurement grid: dx=15mm, dy=15mm

Maximum value of SAR (measured) = 5.66 W/kg

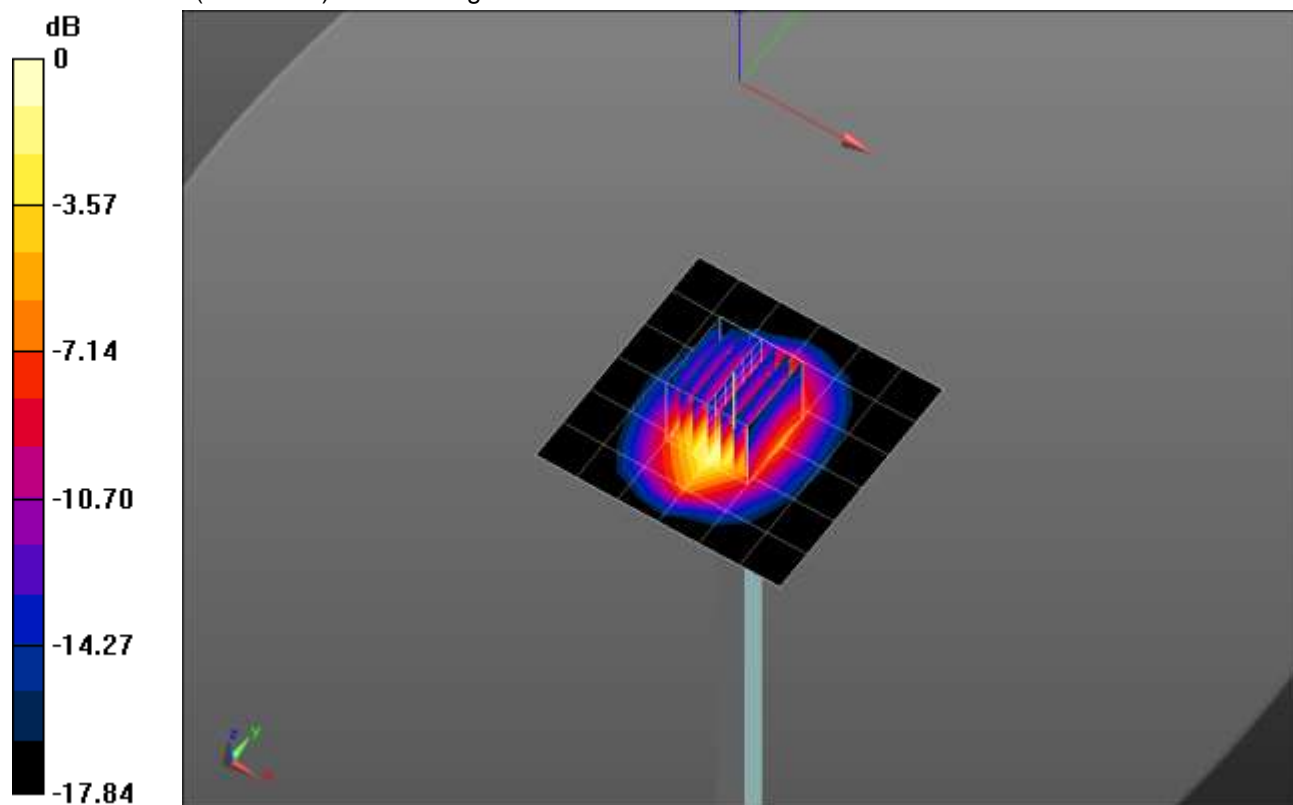
Body/Pin=100 mW/Zoom Scan (7x7x7)/Cube 0: Measurement grid: dx=5mm, dy=5mm, dz=5mm

Reference Value = 62.36 V/m; Power Drift = -0.00 dB

Peak SAR (extrapolated) = 7.76 W/kg

SAR(1 g) = 4.21 W/kg; SAR(10 g) = 2.17 W/kg

Maximum value of SAR (measured) = 5.73 W/kg

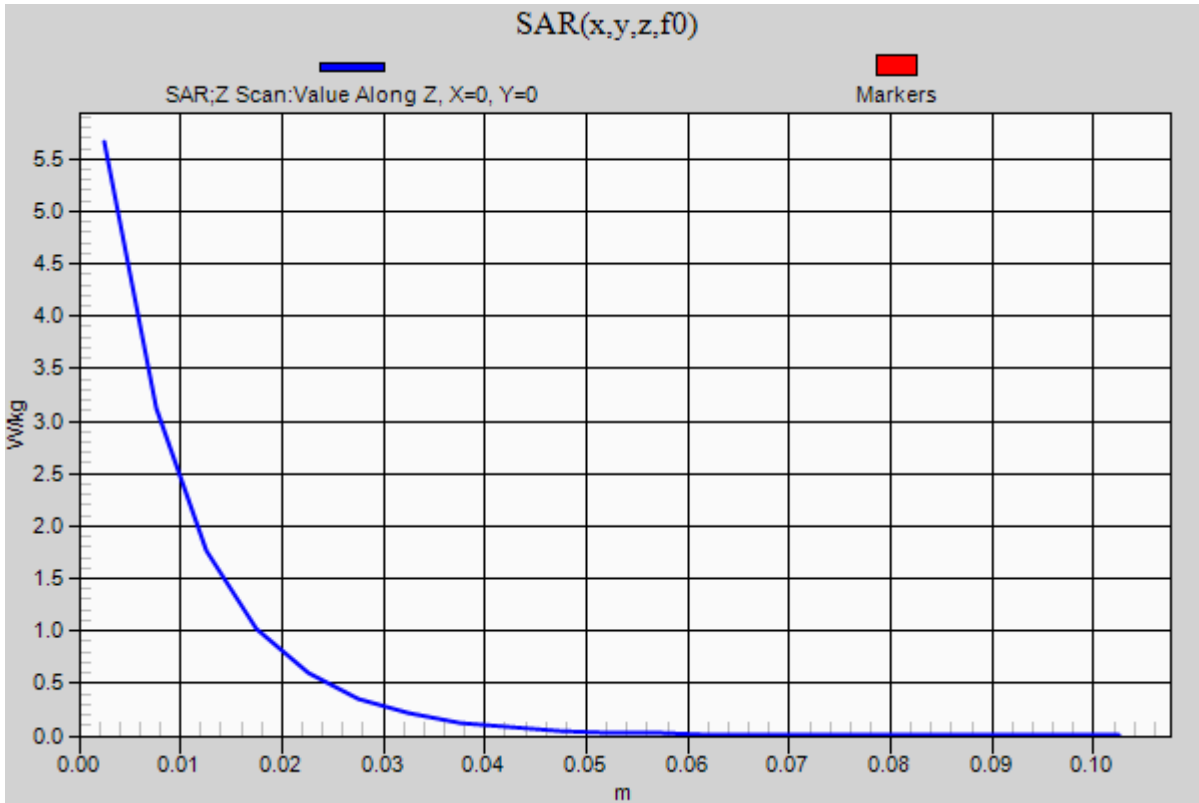


0 dB = 5.73 W/kg = 7.58 dBW/kg

20180706_SystemPerformanceCheck-D1900V2 SN 5d163

Frequency: 1900 MHz; Duty Cycle: 1:1

Body/Pin=100 mW/Z Scan (1x1x21): Measurement grid: dx=20mm, dy=20mm, dz=5mm
Maximum value of SAR (measured) = 5.66 W/kg



20180710_SystemPerformanceCheck-D1900V2 SN 5d140

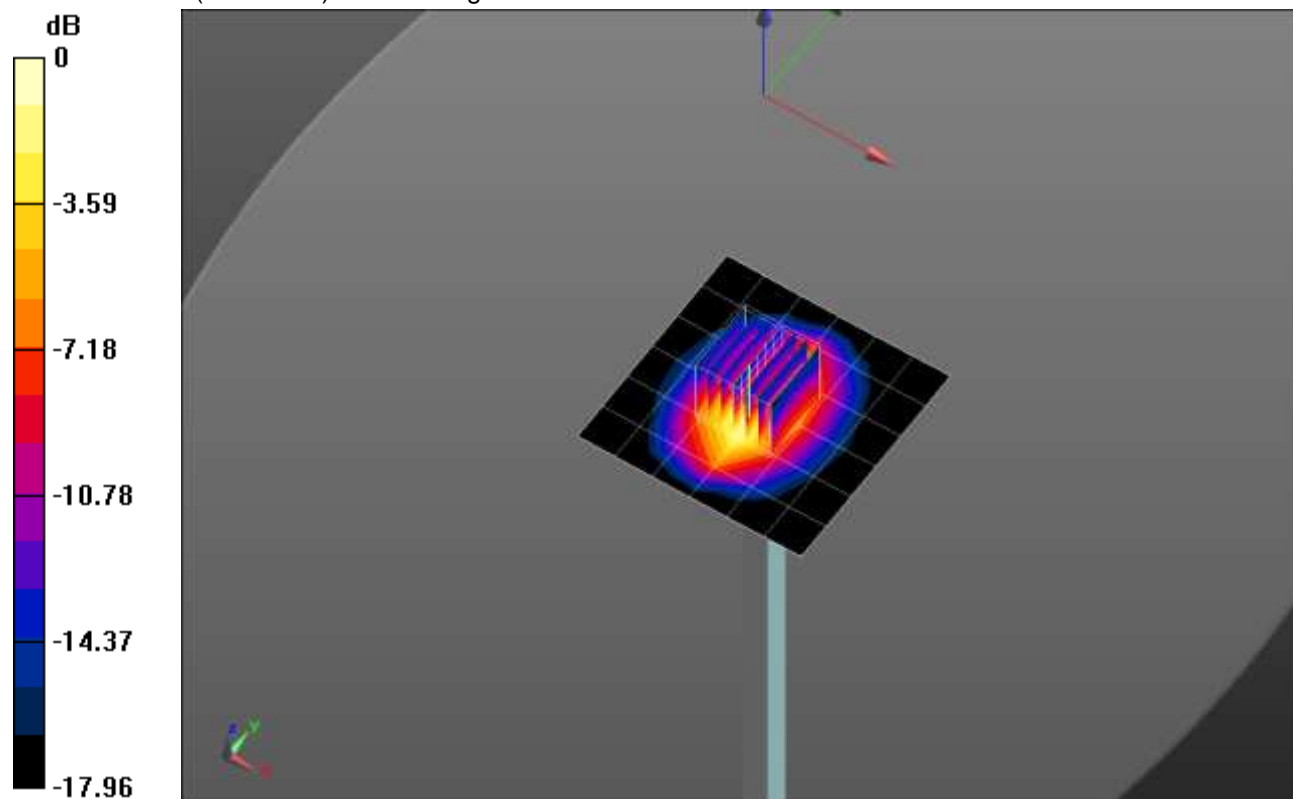
Frequency: 1900 MHz; Duty Cycle: 1:1; Room Ambient Temperature: 24.0°C; Liquid Temperature: 23.0°C
 Medium parameters used: $f = 1900$ MHz; $\sigma = 1.577$ S/m; $\epsilon_r = 55.729$; $\rho = 1000$ kg/m³

DASY5 Configuration:

- Area Scan Setting: Find Secondary Maximum Within: 2.0 dB and with a peak SAR value greater than 0.0012W/kg
- Electronics: DAE4 Sn1343; Calibrated: 8/21/2017
- Probe: EX3DV4 - SN3871; ConvF(8.12, 8.12, 8.12); Calibrated: 8/23/2017;
- Sensor-Surface: 2.5mm (Mechanical Surface Detection (Locations From Previous Scan Used)), Sensor-Surface: 2.5mm (Mechanical Surface Detection)
- Phantom: ELI v5.0 A; Type: SM 000 T01 DA; Serial: TP:1247

Body/Pin=100 mW/Area Scan (7x7x1): Measurement grid: dx=15mm, dy=15mm
 Maximum value of SAR (measured) = 4.92 W/kg

Body/Pin=100 mW/Zoom Scan (7x7x7)/Cube 0: Measurement grid: dx=5mm, dy=5mm, dz=5mm
 Reference Value = 56.06 V/m; Power Drift = 0.03 dB
 Peak SAR (extrapolated) = 7.01 W/kg
SAR(1 g) = 3.72 W/kg; SAR(10 g) = 1.91 W/kg
 Maximum value of SAR (measured) = 5.04 W/kg

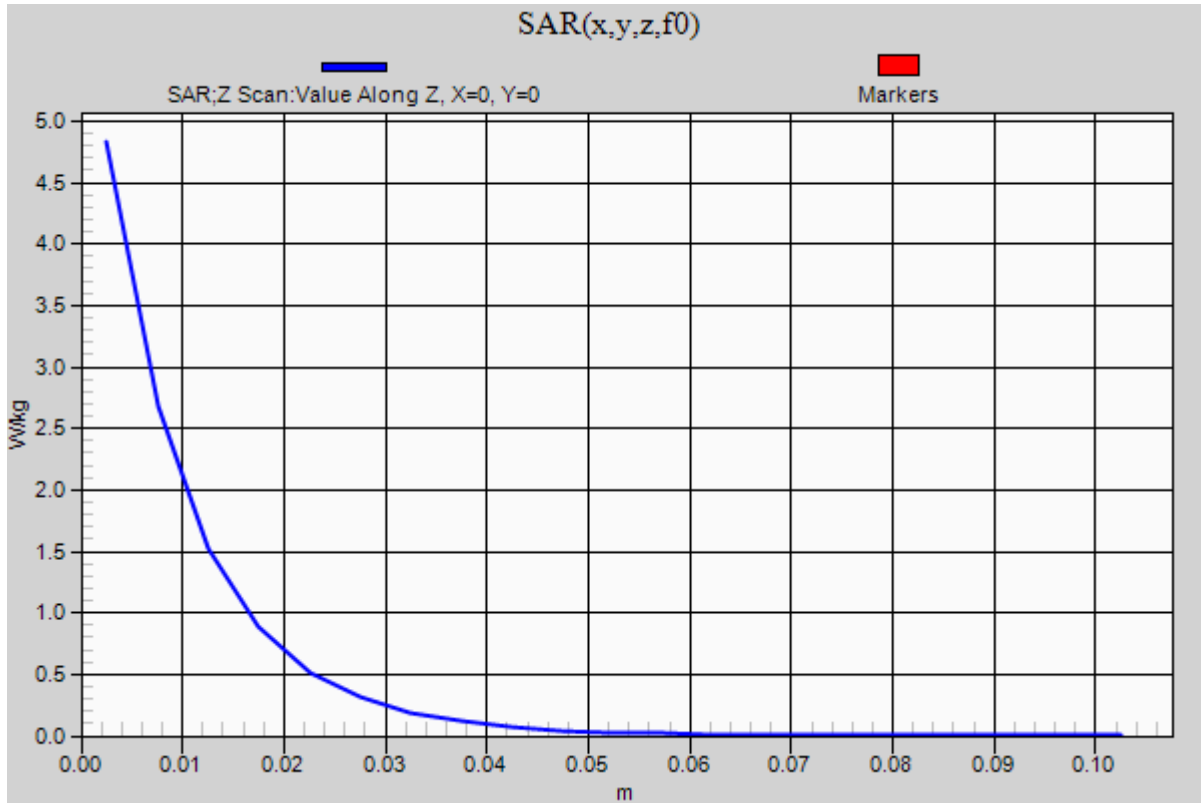


0 dB = 5.04 W/kg = 7.02 dBW/kg

20180710_SystemPerformanceCheck-D1900V2 SN 5d140

Frequency: 1900 MHz; Duty Cycle: 1:1

Body/Pin=100 mW/Z Scan (1x1x21): Measurement grid: dx=20mm, dy=20mm, dz=5mm
Maximum value of SAR (measured) = 4.83 W/kg



20180720_SystemPerformanceCheck-D2600V2 SN1036

Frequency: 2600 MHz; Duty Cycle: 1:1; Room Ambient Temperature: 24.0°C; Liquid Temperature: 23.0°C
Medium parameters used: $f = 2600$ MHz; $\sigma = 2.063$ S/m; $\epsilon_r = 52.049$; $\rho = 1000$ kg/m³

DASY5 Configuration:

- Area Scan Setting: Find Secondary Maximum Within: 2.0 dB and with a peak SAR value greater than 0.0012W/kg
- Electronics: DAE4 Sn1343; Calibrated: 8/21/2017
- Probe: EX3DV4 - SN3871; ConvF(7.6, 7.6, 7.6); Calibrated: 8/23/2017, ConvF(7.6, 7.6, 7.6); Calibrated: 8/23/2017;
- Sensor-Surface: 2.5mm (Mechanical Surface Detection)
- Phantom: ELI v5.0 A; Type: SM 000 T01 DA; Serial: TP:1247

Body/Pin=100 mW/Area Scan (8x8x1): Measurement grid: dx=12mm, dy=12mm

Maximum value of SAR (measured) = 6.74 W/kg

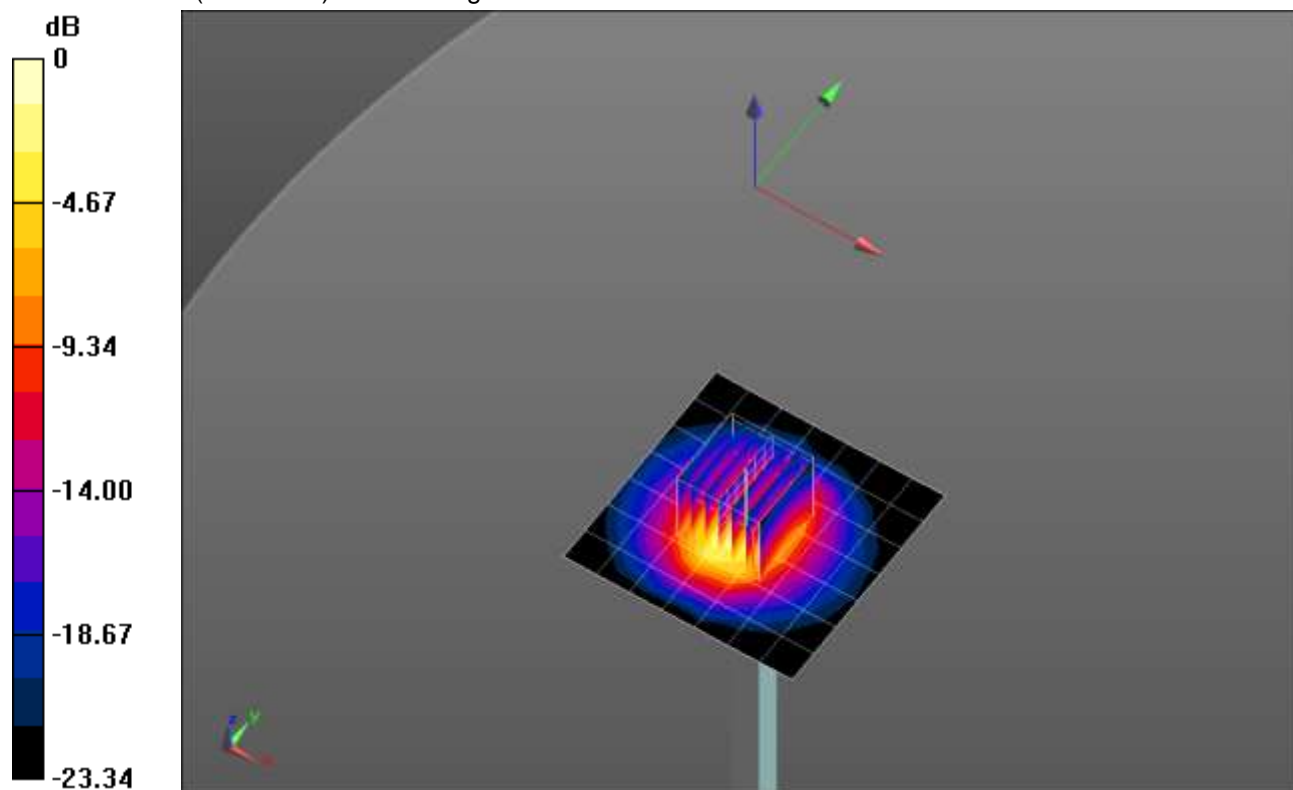
Body/Pin=100 mW/Zoom Scan (7x7x7)/Cube 0: Measurement grid: dx=5mm, dy=5mm, dz=5mm

Reference Value = 60.69 V/m; Power Drift = 0.07 dB

Peak SAR (extrapolated) = 12.0 W/kg

SAR(1 g) = 5.54 W/kg; SAR(10 g) = 2.45 W/kg

Maximum value of SAR (measured) = 8.00 W/kg

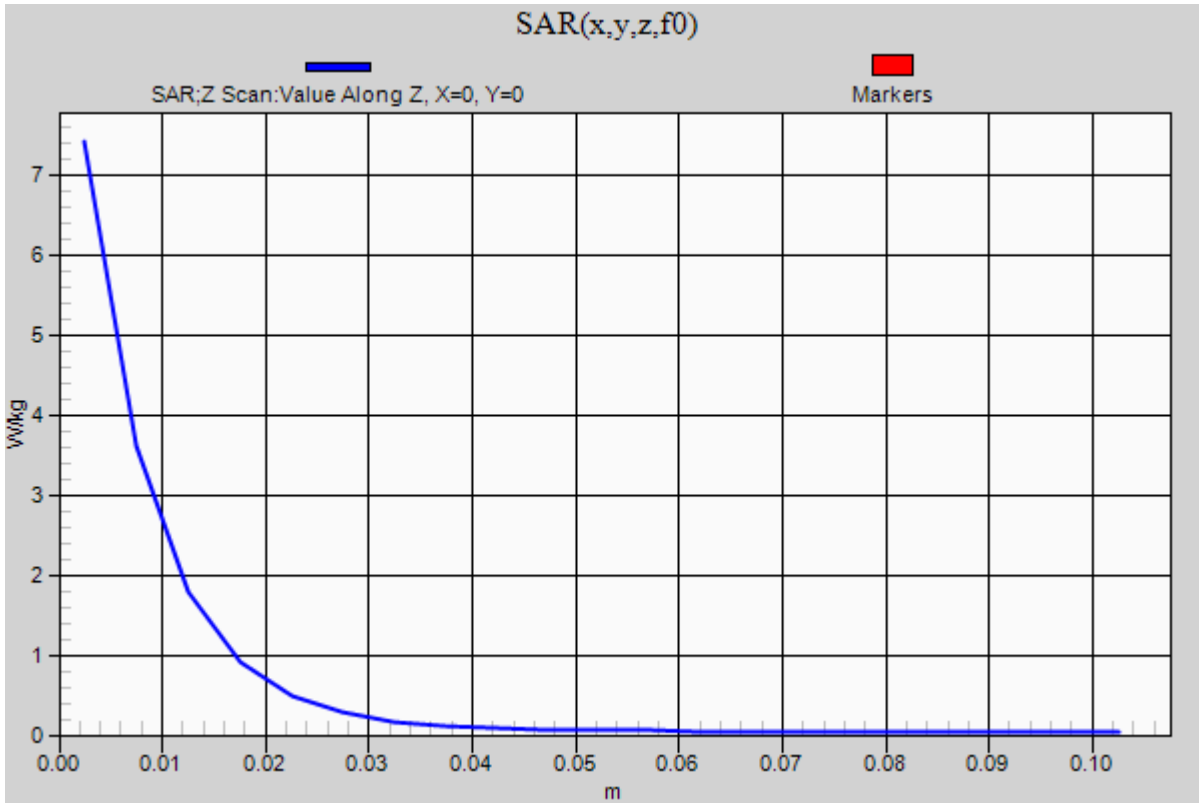


0 dB = 8.00 W/kg = 9.03 dBW/kg

20180720_SystemPerformanceCheck-D2600V2 SN1036

Frequency: 2600 MHz; Duty Cycle: 1:1

Body/Pin=100 mW/Z Scan (1x1x21): Measurement grid: dx=20mm, dy=20mm, dz=5mm
Maximum value of SAR (measured) = 7.43 W/kg



20180727_SystemPerformanceCheck-D750V3 SN 1071

Frequency: 750 MHz; Duty Cycle: 1:1; Room Ambient Temperature: 24.0°C; Liquid Temperature: 23.0°C
 Medium parameters used: $f = 750 \text{ MHz}$; $\sigma = 0.971 \text{ S/m}$; $\epsilon_r = 57.781$; $\rho = 1000 \text{ kg/m}^3$

DASY5 Configuration:

- Area Scan Setting: Find Secondary Maximum Within: 2.0 dB and with a peak SAR value greater than 0.0012W/kg
- Electronics: DAE4 Sn1343; Calibrated: 8/21/2017
- Probe: EX3DV4 - SN3871; ConvF(10.56, 10.56, 10.56); Calibrated: 8/23/2017;
- Sensor-Surface: 2.5mm (Mechanical Surface Detection)
- Phantom: ELI v5.0 A; Type: SM 000 T01 DA; Serial: TP:1247

Body/Pin=100 mW/Area Scan (7x7x1): Measurement grid: dx=15mm, dy=15mm

Maximum value of SAR (measured) = 0.911 W/kg

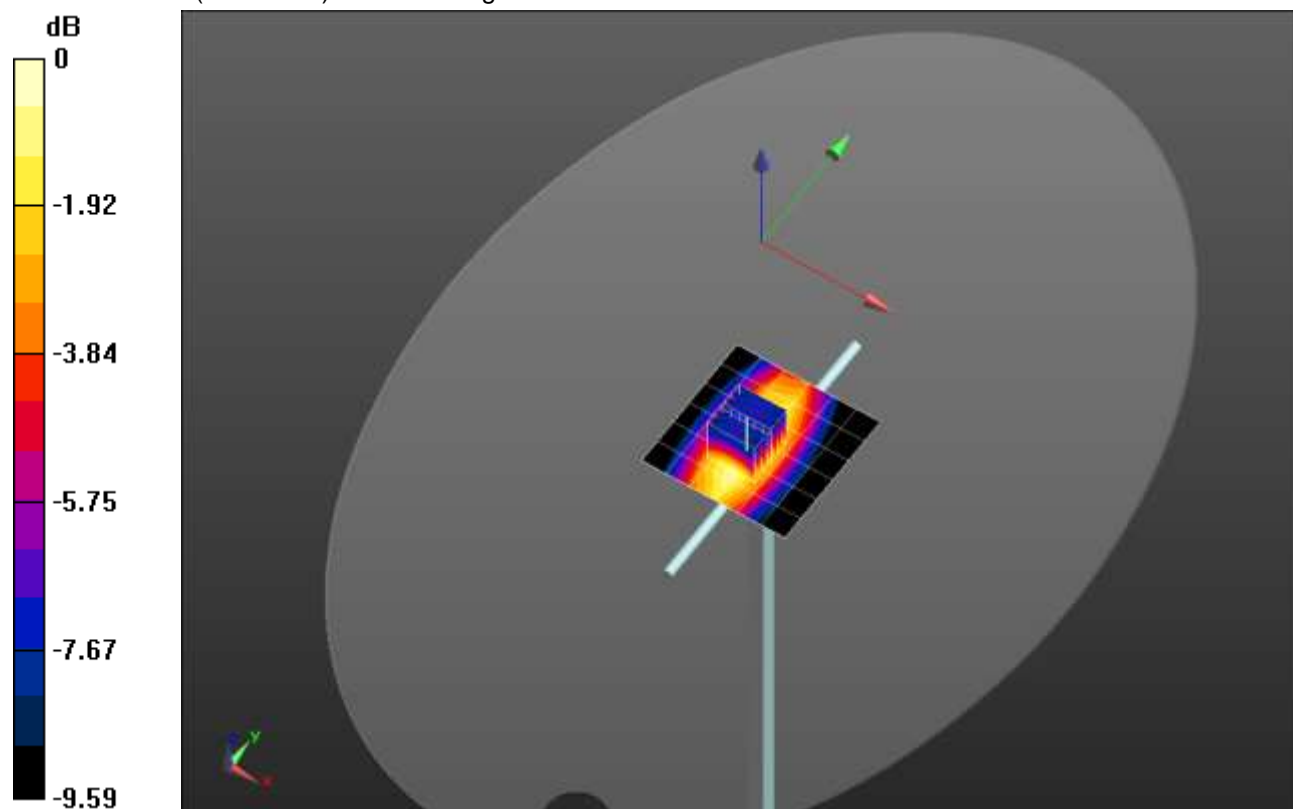
Body/Pin=100 mW/Zoom Scan (7x7x7)/Cube 0: Measurement grid: dx=5mm, dy=5mm, dz=5mm

Reference Value = 30.35 V/m; Power Drift = 0.01 dB

Peak SAR (extrapolated) = 1.15 W/kg

SAR(1 g) = 0.781 W/kg; SAR(10 g) = 0.525 W/kg

Maximum value of SAR (measured) = 0.942 W/kg



0 dB = 0.942 W/kg = -0.26 dBW/kg

20180727_SystemPerformanceCheck-D750V3 SN 1071

Frequency: 750 MHz; Duty Cycle: 1:1

Body/Pin=100 mW/Z Scan (1x1x21): Measurement grid: dx=20mm, dy=20mm, dz=5mm
Maximum value of SAR (measured) = 0.873 W/kg

