




12. SETUP PHOTOS



ANTENNA PORT CONDUCTED RF MEASUREMENT SETUP




RADIATED RF MEASUREMENT SETUP (BELOW 1 GHz)



RADIATED RF MEASUREMENT SETUP FOR PORTABLE CONFIGURATION






POWERLINE CONDUCTED EMISSIONS MEASUREMENT SETUP


EUT POWERED BY AC/DC ADAPTER VIA USB CABLE






EUT POWERED BY HOST PC VIA USB CABLE






DYNAMIC FREQUENCY SELECTION MEASUREMENT SETUP




DFS BACK PHOTO (EUT)



DFS FULL SETUP PHOTO (CLIENT MODE SETUP)



DFS FULL SETUP PHOTO (CLIENT-TO-CLIENT COMMUNICATIONS MODE SETUP)



DFS FULL SETUP PHOTO (PEER TO PEER MODE SETUP / EUT)



DFS FULL SETUP PHOTO (PEER TO PEER MODE SETUP /
PEER DEVICE)



END OF REPORT