



10. SETUP PHOTOS

RADIATED EMISSION BELOW 30 MHz



RADIATED EMISSION ABOVE 30 MHz

RADIATED EMISSIONS ABOVE 30 MHz (FRONT)



RADIATED EMISSIONS ABOVE 30 MHz (BACK)



10.1.1. AC MAINS LINE CONDUCTED EMISSION

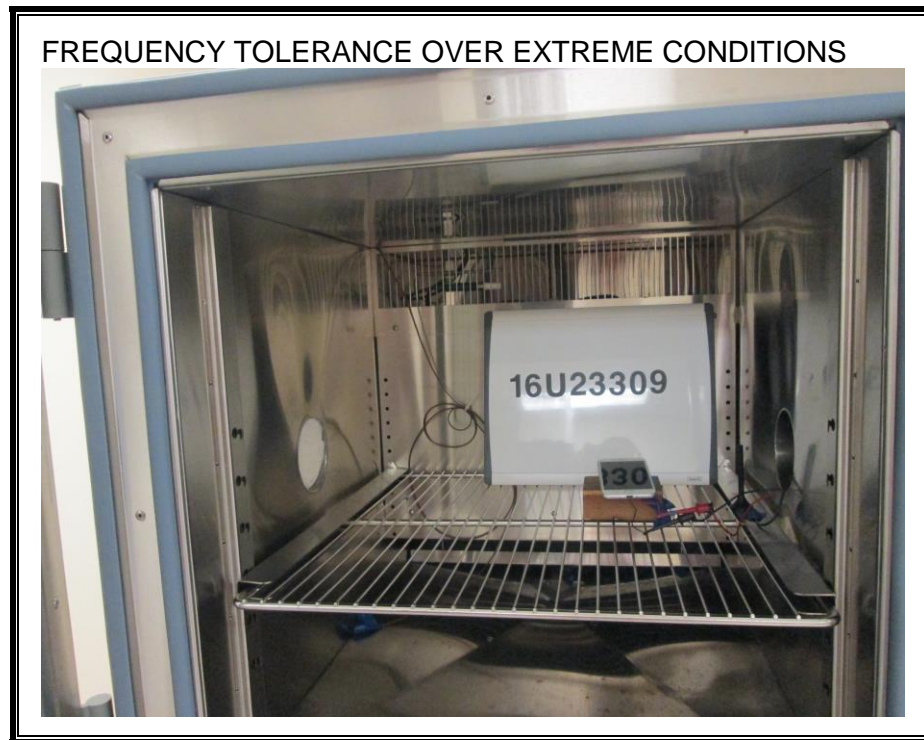
LINE CONDUCTED EMISSION (FRONT)



LINE CONDUCTED EMISSION (BACK)



FREQUENCY TOLERANCE OVER EXTREME CONDITIONS



END OF REPORT