



11. SETUP PHOTOS


ANTENNA PORT CONDUCTED RF MEASUREMENT SETUP




RADIATED RF MEASUREMENT SETUP FOR PORTABLE CONFIGURATION



Y-AXIS FRONT PHOTO



Z-AXIS FRONT PHOTO



FREQUENCY TOLERANCE OVER EXTREME CONDITIONS



END OF REPORT