


10. SETUP PHOTOS


ANTENNA PORT CONDUCTED RF MEASUREMENT SETUP



RADIATED RF MEASUREMENT SETUP FOR PORTABLE CONFIGURATION




Y-AXIS FRONT PHOTO



Y-AXIS BACK PHOTO



Z-AXIS FRONT PHOTO



Z-AXIS BACK PHOTO



FREQUENCY TOLERANCE OVER EXTREME CONDITIONS

ENVIRONMENTAL CHAMBER PHOTO



END OF REPORT