



## 11. SETUP PHOTOS

### ANTENNA PORT CONDUCTED RF MEASUREMENT SETUP




### RADIATED RF MEASUREMENT SETUP FOR PORTABLE CONFIGURATION




Y-AXIS FRONT PHOTO



Z-AXIS FRONT PHOTO



**FREQUENCY TOLERANCE OVER EXTREME CONDITIONS**



**END OF REPORT**