




14. SETUP PHOTOS


ANTENNA PORT CONDUCTED RF MEASUREMENT SETUP



RADIATED RF MEASUREMENT SETUP (BELOW 1 GHz)




RADIATED RF MEASUREMENT SETUP FOR PORTABLE CONFIGURATION




Y-AXIS FRONT PHOTO




Y-AXIS BACK PHOTO



Z-AXIS FRONT PHOTO



Z-AXIS BACK PHOTO



POWERLINE CONDUCTED EMISSIONS MEASUREMENT SETUP

EUT WITH POWER CHARGER



LINE CONDUCTED FRONT PHOTO



LINE CONDUCTED BACK PHOTO





EUT WITH LAPTOP




DYNAMIC FREQUENCY SELECTION MEASUREMENT SETUP



STANDARD CLIENT MODE:



CLIENT TO CLIENT MODE:



FULL SETUP:



END OF REPORT