



11. SETUP PHOTOS


RADIATED EMISSION BELOW 30 MHz



RADIATED EMISSION ABOVE 30 MHz



AC MAINS LINE CONDUCTED EMISSION



ENVIRONMENTAL CHAMBER



END OF REPORT