



## 10. SETUP PHOTOS


### ANTENNA PORT CONDUCTED RF MEASUREMENT SETUP



### RADIATED RF MEASUREMENT SETUP FOR PORTABLE CONFIGURATION




Y-AXIS PHOTO



Z-AXIS PHOTO



**POWERLINE CONDUCTED EMISSIONS MEASUREMENT SETUP**



**END OF REPORT**