



## 10. SETUP PHOTOS


### ANTENNA PORT MEASUREMENT SETUP




### RADIATED SETUP FOR PORTABLE CONFIGURATION





Y-AXIS PHOTO



Z-AXIS PHOTO



**POWERLINE CONDUCTED EMISSIONS MEASUREMENT SETUP**



END OF REPORT