



**FCC 47 CFR PART 22H, 24E, 27L AND 90S  
CERTIFICATION TEST REPORT**

**FOR**

**QUAD-BAND RADIO WITH WLAN AND BT RADIO**

**Model: A1453 / A1533**

**FCC ID: BCG-E2642A**

**REPORT NUMBER: 13U14987-1**

**ISSUE DATE: SEPTEMBER 09, 2013**

*Prepared for*  
**APPLE, INC.**  
**1 INFINITE LOOP**  
**CUPERTINO, CA 95014, U.S.A.**

*Prepared by*  
**UL VERIFICATION SERVICES INC.**  
**47173 BENICIA STREET**  
**FREMONT, CA 94538, U.S.A.**  
**TEL: (510) 771-1000**  
**FAX: (510) 661-0888**



**NVLAP LAB CODE 200065-0**

---

Revision History

<u>Rev.</u>	<u>Issue Date</u>	<u>Revisions</u>	<u>Revised By</u>
--	09/09/13	Initial Issue	T. Chan

## TABLE OF CONTENTS

<b>1. ATTESTATION OF TEST RESULTS .....</b>	<b>5</b>
<b>2. TEST METHODOLOGY .....</b>	<b>6</b>
<b>3. FACILITIES AND ACCREDITATION .....</b>	<b>6</b>
<b>4. CALIBRATION AND UNCERTAINTY .....</b>	<b>6</b>
4.1. MEASURING INSTRUMENT CALIBRATION .....	6
4.2. SAMPLE CALCULATION .....	6
4.3. MEASUREMENT UNCERTAINTY .....	6
<b>5. EQUIPMENT UNDER TEST .....</b>	<b>7</b>
5.1. DESCRIPTION OF EUT .....	7
5.2. MAXIMUM OUTPUT POWER .....	7
5.3. DESCRIPTION OF AVAILABLE ANTENNAS .....	11
5.4. SOFTWARE AND FIRMWARE .....	11
5.5. WORST-CASE CONFIGURATION AND MODE .....	11
5.6. DESCRIPTION OF TEST SETUP .....	12
<b>6. TEST AND MEASUREMENT EQUIPMENT .....</b>	<b>14</b>
<b>7. RF POWER OUTPUT VERIFICATION .....</b>	<b>15</b>
7.1. GSM .....	15
7.2. UMTS REL99 .....	18
7.3. UMTS Rel 5 HSDPA .....	21
7.4. UMTS Rel 6 HSPA (HSDPA & HSUPA) .....	26
7.5. CDMA2000 1xRTT .....	29
7.6. CDMA2000 1xEV-DO Rel. 0 (power higher!) .....	38
7.7. CDMA2000 1xEV-DO Rev. A .....	42
7.8. CDMA2000 1xEV-DO Rev. B .....	45
<b>8. CONDUCTED TEST RESULTS .....</b>	<b>48</b>
8.1. OCCUPIED BANDWIDTH .....	48
8.2. BAND EDGE .....	93
8.2.1. GPRS850 .....	94
8.2.2. UMTS850 .....	96
8.2.3. GPRS1900 .....	98
8.2.4. EGPRS1900 .....	99
8.2.5. UMTS1900 .....	100
8.2.6. UMTS1700 .....	102

---

8.2.7.	1xRTT mode BC 0 .....	104
8.2.8.	EVDO Rev A, BC 0 .....	105
8.2.9.	1xRTT BC 10 .....	106
8.2.10.	EVDO Rev A, BC 10 .....	107
8.2.11.	1xRTT mode BC 1 .....	108
8.2.12.	EVDO REV A, BC 1 .....	109
8.2.13.	1XRTT BC15 .....	110
8.2.14.	EVDO Rev A, BC 15 .....	111
8.3.	<i>OUT OF BAND EMISSIONS</i> .....	112
8.4.	<i>FREQUENCY STABILITY</i> .....	149
<b>9.</b>	<b>RADIATED TEST RESULTS</b> .....	<b>154</b>
9.1.	<i>RADIATED POWER (ERP &amp; EIRP)</i> .....	154
9.2.	<i>PEAK-TO-AVERAGE RATIO</i> .....	203
9.3.	<i>FIELD STRENGTH OF SPURIOUS RADIATION</i> .....	208
<b>10.</b>	<b>SETUP PHOTOS</b> .....	<b>252</b>

# 1. ATTESTATION OF TEST RESULTS

**COMPANY NAME:** APPLE, INC.  
1 INFINITE LOOP  
CUPERTINO, CA 95014, U.S.A.

**EUT DESCRIPTION:** QUAD-BAND RADIO WITH WLAN AND BT RADIO

**MODEL:** A1453 / A1533

**SERIAL NUMBER:** C39KG02UFJ03

**DATE TESTED:** APRIL –JULY 16 and AUGUST 6, 2013

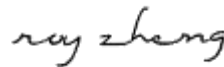
APPLICABLE STANDARDS	
STANDARD	TEST RESULTS
FCC PART 22H, 24E, 27L and 90S	Pass

UL Verification Services Inc. tested the above equipment in accordance with the requirements set forth in the above standards. All indications of Pass/Fail in this report are opinions expressed by UL Verification Services Inc. based on interpretations and/or observations of test results. Measurement Uncertainties were not taken into account and are published for informational purposes only. The test results show that the equipment tested is capable of demonstrating compliance with the requirements as documented in this report.

**Note:** The results documented in this report apply only to the tested sample, under the conditions and modes of operation as described herein. This document may not be altered or revised in any way unless done so by UL Verification Services Inc. and all revisions are duly noted in the revisions section. Any alteration of this document not carried out by UL Verification Services Inc. will constitute fraud and shall nullify the document. This report must not be used by the client to claim product certification, approval, or endorsement by NVLAP, NIST, any agency of the Federal Government, or any agency of any government.

Approved & Released For  
UL Verification Services Inc. By:

Tested By:



Thu Chan  
WiSE Operations Manager  
UL Verification Services Inc.

Roy Zheng  
WiSE Lab Technician  
UL Verification Services Inc.

## 2. TEST METHODOLOGY

The tests documented in this report were performed in accordance with TIA-603-C, FCC CFR 47 Part 2, Part 22, Part 24, Part 27, and Part 90.

## 3. FACILITIES AND ACCREDITATION

The test sites and measurement facilities used to collect data are located at 47173 Benicia Street, Fremont, California, USA.

UL Verification Services Inc. is accredited by NVLAP, Laboratory Code 200065-0. The full scope of accreditation can be viewed at <http://www.ccsemc.com>.

## 4. CALIBRATION AND UNCERTAINTY

### 4.1. MEASURING INSTRUMENT CALIBRATION

The measuring equipment utilized to perform the tests documented in this report has been calibrated in accordance with the manufacturer's recommendations, and is traceable to recognized national standards.

### 4.2. SAMPLE CALCULATION

Where relevant, the following sample calculation is provided:

$$\begin{aligned} \text{Field Strength (dBuV/m)} &= \text{Measured Voltage (dBuV)} + \text{Antenna Factor (dB/m)} + \\ &\text{Cable Loss (dB)} - \text{Preamplifier Gain (dB)} \\ 36.5 \text{ dBuV} + 18.7 \text{ dB/m} + 0.6 \text{ dB} - 26.9 \text{ dB} &= 28.9 \text{ dBuV/m} \end{aligned}$$

### 4.3. MEASUREMENT UNCERTAINTY

Where relevant, the following measurement uncertainty levels have been estimated for tests performed on the apparatus:

PARAMETER	UNCERTAINTY
Conducted Disturbance, 0.15 to 30 MHz	3.52 dB
Radiated Disturbance, 30 to 1000 MHz	4.94 dB

Uncertainty figures are valid to a confidence level of 95%.

## 5. EQUIPMENT UNDER TEST

### 5.1. DESCRIPTION OF EUT

The EUT, Model A1453/A1533 is a mobile phone with multimedia functions (music, application support, and video), cellular GSM/GPRS/EGPRS/WCDMA/HSPA+/DC-HSDPA/CDMA/EVDO/LTE radio, IEEE 802.11a/b/g/n, Bluetooth and GPS radio. The rechargeable battery is not user accessible.

### 5.2. MAXIMUM OUTPUT POWER

The transmitter has a maximum conducted and ERP / EIRP output powers; average detector is used for UMTS/CDMA mode of Cellular band, while peak detector is used for GSM mode of Cellular and all GSM/CDMA/UMTS PCS bands as follows:

#### LAT, GSM

Part 22 /24					
Frequency range (MHz)	Modulation	Conducted(Peak)		ERP/EIRP (Peak)	
		dBm	mW	dBm	mW
824.2 - 848.8	GPRS	33.60	2290.9	28.91	778.0
1850.2-1909.8	GPRS	30.70	1174.9	29.96	990.8
824.2 - 848.8	EGPRS	33.00	1995.3	27.60	575.4
1850.2-1909.8	EGPRS	31.00	1258.9	29.48	887.2

#### UAT, GSM

Part 22 /24					
Frequency range (MHz)	Modulation	Conducted(Peak)		ERP/EIRP (Peak)	
		dBm	mW	dBm	mW
824.2 - 848.8	GPRS	33.25	2113.5	25.30	338.8
1850.2-1909.8	GPRS	30.70	1174.9	26.76	474.2
824.2 - 848.8	EGPRS	32.80	1905.5	24.80	302.0
1850.2-1909.8	EGPRS	30.60	1148.2	26.10	407.4

**LAT, WCDMA**

Part 22/24 /27		Conducted				ERP/EIRP			
Frequency range (MHz)	Modulation	Peak		Average		Peak		Average	
		dBm	mW	dBm	mW	dBm	mW	dBm	mW
826.4-846.6	REL 99			24.48	280.5			20.70	117.5
826.4-846.6	HSDPA			23.52	224.9			19.90	97.7
1712.4 - 1752.6	REL 99	26.60	457.1			29.65	922.6		
1712.4 - 1752.6	HSDPA	26.52	448.7			29.13	818.5		
1852.4 - 1907.6	REL 99	27.06	508.2			29.86	968.3		
1852.4 - 1907.6	HSDPA	26.52	448.7			29.20	831.8		

**UAT WCDMA**

Part 22/24 /27		Conducted				ERP/EIRP			
Frequency range (MHz)	Modulation	Peak		Average		Peak		Average	
		dBm	mW	dBm	mW	dBm	mW	dBm	mW
826.4-846.6	REL 99			24.18	261.8			14.90	30.9
826.4-846.6	HSDPA			22.73	187.5			14.70	29.5
1712.4 - 1752.6	REL 99	27.35	543.3			22.53	179.1		
1712.4 - 1752.6	HSDPA	27.00	501.2			20.73	118.3		
1852.4 - 1907.6	REL 99	26.50	446.7			21.14	130.0		
1852.4 - 1907.6	HSDPA	25.70	371.5			20.44	110.7		

**LAT, 1xRTT**

Part 22/90 Bands					
Frequency range (MHz)	Modulation	Conducted(Average)		ERP/EIRP (Average)	
		dBm	mW	dBm	mW
817.9-823.1	1xRTT, BC10	24.50	281.8	20.30	107.2
824.7-848.31	1xRTT, BC0	24.50	281.8	20.10	102.3

Part 24/27 Bands					
Frequency range (MHz)	Modulation	Conducted(Peak)		ERP/EIRP (Peak)	
		dBm	mW	dBm	mW
1851.25-1908.75	1xRTT, BC1	27.55	568.9	29.58	907.8
1711.25-1753.75	1xRTT, BC15	27.45	555.9	27.80	602.6



**UAT, 1xRTT**

Part 22/90 Bands					
Frequency range (MHz)	Modulation	Conducted(Average)		ERP (Average)	
		dBm	mW	dBm	mW
817.9-823.1	1xRTT, BC10	24.10	257.0	15.90	38.9
817.9-823.1	1xRTT, BC0	24.45	278.6	16.10	40.7

Part 24/27 Bands					
Frequency range (MHz)	Modulation	Conducted(Peak)		EIRP (Peak)	
		dBm	mW	dBm	mW
1851.25-1908.75	1xRTT, BC1	26.50	446.7	23.94	247.7
1711.25-1753.75	1xRTT, BC15	27.85	609.5	23.98	250.0

**LAT, EVDO REV A**

Part 22/90 Bands					
Frequency range (MHz)	Modulation	Conducted(Average)		ERP (Average)	
		dBm	mW	dBm	mW
817.9-823.1	EVDO A, BC10	24.50	281.8	20.20	104.7
824.7-848.31	EVDO A, BC0	24.50	281.8	20.30	107.2

Part 24/27 Bands					
Frequency range (MHz)	Modulation	Conducted(Peak)		EIRP (Peak)	
		dBm	mW	dBm	mW
1851.25-908.75	EVDO A, BC1	26.44	440.6	30.38	1091.4
1711.25-1753.75	EVDO A, BC15	26.45	441.6	28.67	736.2

**UAT, EVDO REV A**

Part 22/90 Bands					
Frequency range (MHz)	Modulation	Conducted(Average)		ERP (Average)	
		dBm	mW	dBm	mW
817.9-823.1	EVDO A, BC10	24.20	263.0	16.00	39.8
824.7-848.31	EVDO A, BC0	24.50	281.8	16.14	41.1

Part 24/27 Bands					
Frequency range (MHz)	Modulation	Conducted(Peak)		EIRP (Peak)	
		dBm	mW	dBm	mW
1851.25-1908.75	EVDO A, BC1	26.40	436.5	24.94	311.9
1711.25-1753.75	EVDO A, BC15	27.60	575.4	23.57	227.5

**LAT, EVDO REV B**

Part 22 Band					
Frequency range (MHz)	Modulation	Conducted(Peak)		ERP/EIRP (Peak)	
		dBm	mW	dBm	mW
824.7-848.31	EVDO B 2 Min, BC0	22.00	158.5	17.40	55.0
824.7-848.31	EVDO B 2 Max, BC0	21.90	154.9	16.40	43.7
824.7-848.31	EVDO B 3 Min, BC0	21.90	154.9	16.00	39.8

**UAT, EVDO REV B**

Part 22 Band					
Frequency range (MHz)	Modulation	Conducted(Peak)		ERP/EIRP (Peak)	
		dBm	mW	dBm	mW
824.7-848.31	EVDO B 2 Min, BC0	21.70	147.9	12.00	15.8
824.7-848.31	EVDO B 2 Max, BC0	21.70	147.9	12.20	16.6
824.7-848.31	EVDO B 3 Min, BC0	21.75	149.6	11.60	14.5

### 5.3. DESCRIPTION OF AVAILABLE ANTENNAS

The radio utilizes a band gap type integral antenna for the following bands with a maximum peak gain as follow: LAT: Port A, UAT: Port B.

Frequency (MHz)	Gain (dBi) LAT A31	Gain (dBi) UAT A31
BC10, 817 - 824	-2.40	-5.8
Cell, 824 - 849	-1.00	-5.1
PCS, 1850 - 1910	1.60	-1.7
AWS, 1710 - 1754	1.20	-3.9

### 5.4. SOFTWARE AND FIRMWARE

The firmware installed in the EUT during testing was version 11A360 baseband 7.02-16  
The EUT is linked with Agilent 8960 Communication, CMU200 and CMW500 Test Set.

### 5.5. WORST-CASE CONFIGURATION AND MODE

The worst-case channel for RF radiated emissions below 1GHz and AC conducted emissions are determined as the channel with the AC Power Adapter Source

Based on the investigation results, the highest peak power and enhanced data rate is the worst-case scenario for all measurements.

For the device, all tests were performed as below,

\_Port A: Both conducted and radiated emissions measurement with all bands.

\_Port B: All conducted emissions measurement and only EIRP radiated emissions on all bands.

X-position is the worst-case for all modes below:

- For Cellular and PCS band: 1xRTT (RC2 SO9)
- For Cellular and PCS band: CDMA2000 1xEV-DO Rev. A.
- For Cellular and PCS band: GPRS and EGPRS
- For Cellular and PCS band: UMTS, REL 99 and HSDPA

## 5.6. DESCRIPTION OF TEST SETUP

### I/O CABLES (RF CONDUCTED TEST)

I/O Cable List						
Cable No	Port	# of identical	Connector Type	Cable Type	Cable Length (m)	Remarks
1	AC	1	US 115V	Un-shielded	2m	N/A
2	DC	1	DC	Un-shielded	2m	N/A
3	RF In/Out	1	EUT	Un-shielded	1m	N/A
4	RF In/Out	1	Spectrum Analyzer	Un-shielded	1m	N/A
5	RF In/Out	1	Communication Test Set	Un-shielded	None	N/A

### I/O CABLES (RF RADIATED TEST)

I/O Cable List						
Cable No.	Port	# of Identic Ports	Connector Type	Cable Type	Cable Length	Remarks
1	Jack	1	Earphone	Un-shielded	0.5 m	NA
2	RF In/Out	1	Antenna	Un-shielded	5	NA

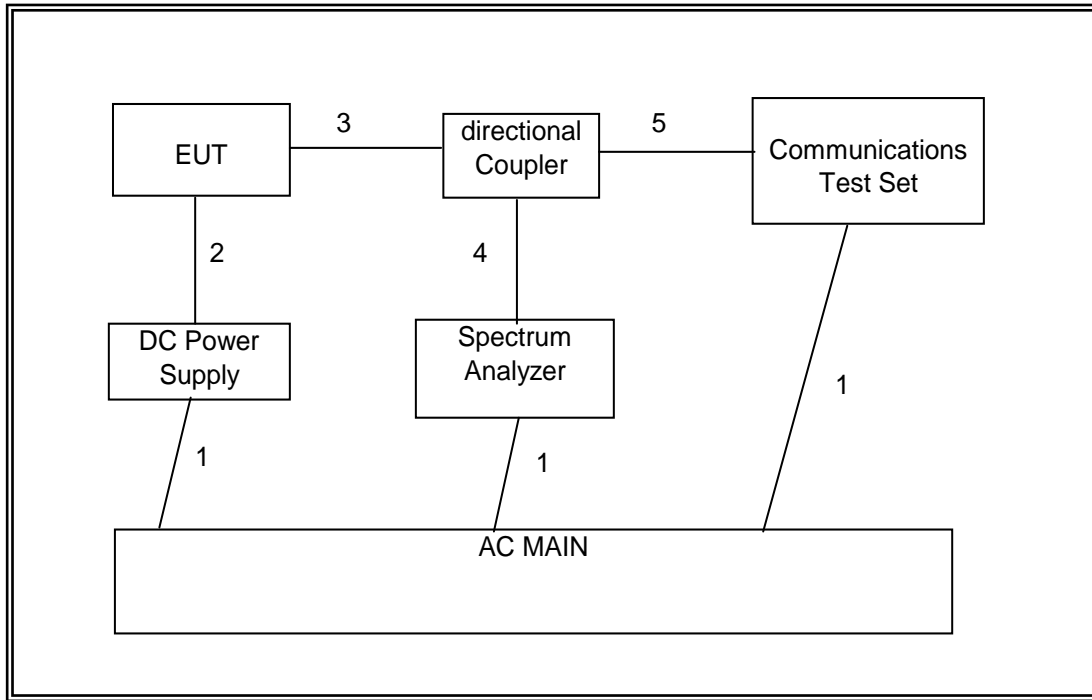
### SUPPORT EQUIPMENT

Support Equipment List				
Description	Manufacturer	Model	Serial Number	FCC ID
AC Adapter	Apple	A1385	D292066H2T2DHLHAC	DoC
DC Power Supply	Sorensen	XT 15-4	1319A02780	NA

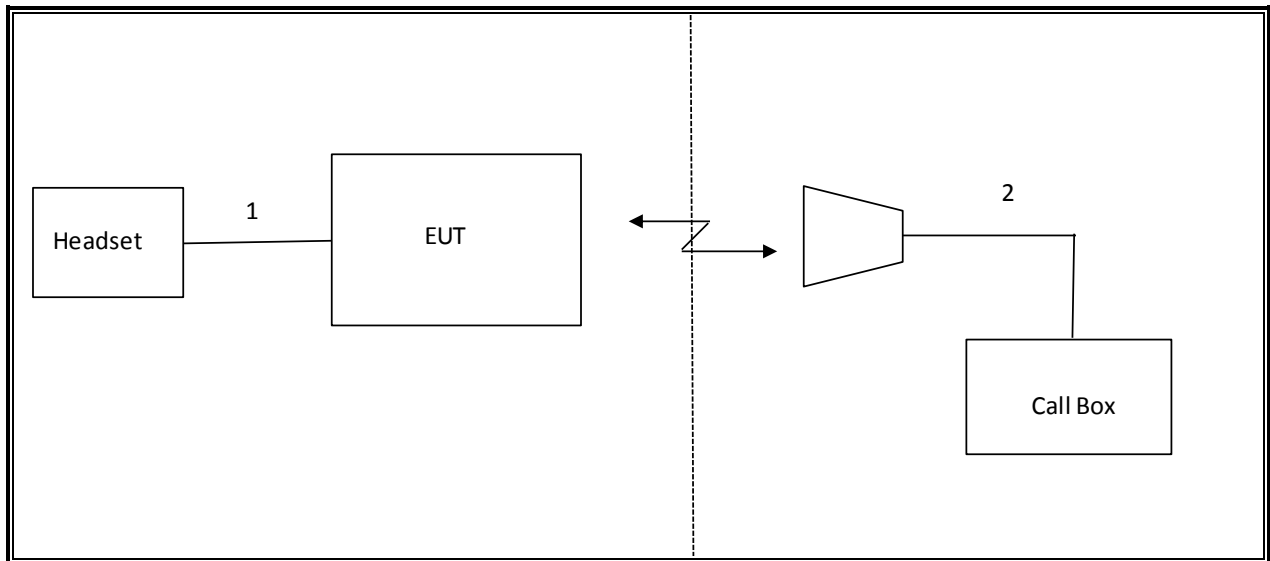
### TEST SETUP

The EUT is a stand-alone device. The Communication test set exercised the EUT.

**SETUP DIAGRAM FOR RF CONDUCTED TESTS**



**RADIATED SETUP DIAGRAM FOR TESTS**



## 6. TEST AND MEASUREMENT EQUIPMENT

The following test and measurement equipment was utilized for the tests documented in this report:

TEST EQUIPMENT LIST				
Description	Manufacturer	Model	Asset	Cal Due
Spectrum Analyzer, 44GHz	Agilent	N9030A	F00129	02/21/14
Directional Coupler	Krytar	1817	N02656	CNR
Communication Test Set	Agilent / HP	E5515C	C01086	11/10/13
Communication Test Set	R & S	CMW500	F00014	02/21/14
Temperature / Humidity Chamber	Thermotron	SE 600-10-10	C00930	01/09/14
Vector signal generator, 6 GHz	Agilent / HP	E4438C	F00037	07/06/14
Highpass Filter, 2.7 GHz	Micro-Tronics	HPM13194	N02686	CNR
Highpass Filter, 1.5 GHz	Micro-Tronics	HPM13193	N02688	CNR
Bilog, 30-1GHz	Sunol Science	A0222813-1	F00168	03/07/14
Horn Antenna	ETS Lindgren	3117	C00872	02/19/14
PreAmp 1-18GHz	Agilent/HP	8449B	F0018	03/18/14
PreAmp 30-1000MHz	Sonama	310	F0009	11/06/13

## 7. RF POWER OUTPUT VERIFICATION

### 7.1. GSM

#### TEST PROCEDURE

##### GPRS/EGPRS

Function: Menu select > GSM Mobile Station > GSM 850/900/1800/1900  
Press Connection control to choose the different menus  
Press RESET > choose all to reset all settings  
Connection Press Signal Off to turn off the signal and change settings  
Network Support > GSM+GPRS or GSM+EGPRS  
Main Service > Packet Data  
Service selection > Test Mode A – Auto Slot Config. off  
MS Signal Press Slot Config bottom on the right twice to select and change the number of time slots and power setting  
    > Slot configuration > Uplink/Gamma  
    > 33 dBm for GPRS 850/900  
    > 27 dBm for EGPRS 850/900  
    > 30 dBm for GPRS1800/1900  
    > 26 dBm for EGPRS1800/1900  
BS Signal Enter the same channel number for TCH channel (test channel) and BCCH channel  
Frequency Offset > + 0 Hz  
Mode > BCCH and TCH  
BCCH Level > -85 dBm (May need to adjust if link is not stable)  
BCCH Channel > choose desire test channel [Enter the same channel number for TCH channel (test channel) and BCCH channel]  
Channel Type > Off  
P0> 4 dB  
Slot Config > Unchanged (if already set under MS Signal)  
TCH > choose desired test channel  
Hopping > Off  
Main Timeslot > 3 (Default)  
Network Coding Scheme > CS4 (GPRS) and MCS9 (EGPRS)  
Bit Stream > 2E9-1PSR Bit Pattern  
AF/RF Enter appropriate offsets for Ext. Att. Output and Ext. Att. Input  
Connection Press Signal On to turn on the signal and change settings

#### RESULTS

**LAT PORT**

**GPRS**

Mode	Ch.	f (MHz)	1 time slots		2 time slots	
			Peak	Average	Peak	Average
GPRS	128	824.2	33.60	33.40	32.50	32.40
	190	836.6	33.50	33.30	32.50	32.30
	251	848.8	33.60	33.40	32.50	32.30
GPRS	512	1850.2	30.60	30.40	28.30	28.00
	661	1880.0	30.60	30.40	28.30	28.00
	810	1909.8	30.70	30.50	28.20	27.90

**EGPRS**

Mode	Ch.	f (MHz)	1 time slots		2 time slots	
			Peak	Average	Peak	Average
EGPRS	128	824.2	33.00	29.00	32.50	28.97
	190	836.6	32.90	29.00	32.40	28.96
	251	848.8	32.90	29.00	32.50	28.90
EGPRS	512	1850.2	30.90	27.60	30.70	27.80
	661	1880.0	31.00	27.90	30.80	27.90
	810	1909.8	30.90	28.00	30.80	28.00



**UAT PORT**

**GPRS**

Mode	Ch.	f (MHz)	1 time slots		2 time slots	
			Peak	Average	Peak	Average
GPRS	128	824.2	33.25	33.20	32.30	32.05
	190	836.6	33.13	33.20	32.12	32.00
	251	848.8	33.10	33.10	32.00	31.85
GPRS	512	1850.2	30.70	30.50	28.90	28.75
	661	1880.0	30.70	30.40	28.85	28.70
	810	1909.8	30.60	30.40	28.88	28.72

**EGPRS**

Mode	Ch.	f (MHz)	1 time slots		2 time slots	
			Peak	Average	Peak	Average
EGPRS	128	824.2	32.80	28.70	32.30	28.70
	190	836.6	32.80	28.70	32.20	28.60
	251	848.8	32.70	28.66	32.20	28.60
EGPRS	512	1850.2	30.20	27.12	31.20	27.40
	661	1880.0	30.60	27.40	31.10	27.30
	810	1909.8	30.50	27.40	31.20	27.40

## 7.2. UMTS REL99

### TEST PROCEDURE

The following summary of these settings are illustrated below:

	Mode	Rel99
	Subtest	-
WCDMA General Settings	Loopback Mode	Test Mode 1
	Rel99 RMC	12.2kbps RMC
	HSDPA FRC	Not Applicable
	HSUPA Test	Not Applicable
	Power Control Algorithm	Algorithm2
	$\beta_c$	Not Applicable
	$\beta_d$	Not Applicable
	$\beta_{ec}$	Not Applicable
	$\beta_c/\beta_d$	8/15
	$\beta_{hs}$	Not Applicable
	$\beta_{ed}$	Not Applicable

### RESULTS

**LAT PORT**

**UMTS REL99**

Band	UL Ch	DL Ch	Frequency	Conducted output power (dBm)	
				Peak	Average
Band 5 UMTS 850	4132	4357	826.4	27.82	24.40
	4180	4405	836.0	27.81	24.48
	4230	4455	846.6	27.87	24.42

Band	UL Ch	DL Ch	Frequency	Conducted output power (dBm)	
				Peak	Average
Band 4	1312	1537	1712.4	26.45	22.80
	1413	1638	1732.6	26.60	23.00
	1513	1738	1752.6	26.20	22.93

Band	UL Ch	DL Ch	Frequency	Conducted output power (dBm)	
				Peak	Average
Band 2 UMTS 1900	9262	9662	1852.4	26.77	23.00
	9400	9800	1880.0	27.00	22.95
	9538	9938	1907.6	27.06	22.90

**UAT PORT**

**UMTS REL99**

Band	UL Ch	DL Ch	Frequency	Conducted output power (dBm)	
				Peak	Average
Band 5 UMTS 850	4132	4357	826.4	27.90	24.16
	4180	4405	836.0	27.75	24.18
	4230	4455	846.6	27.67	24.10

Band	UL Ch	DL Ch	Frequency	Conducted output power (dBm)	
				Peak	Average
Band 4	1312	1537	1712.4	27.35	23.90
	1413	1638	1732.6	27.20	23.84
	1513	1738	1752.6	27.25	23.80

Band	UL Ch	DL Ch	Frequency	Conducted output power (dBm)	
				Peak	Average
Band 2 UMTS 1900	9262	9662	1852.4	26.15	22.45
	9400	9800	1880.0	26.50	22.50
	9538	9938	1907.6	26.20	22.47

### 7.3. UMTS Rel 5 HSDPA

#### TEST PROCEDURE

The following summary of these settings are illustrated below:

	Mode	Rel5 HSDPA	Rel5 HSDPA	Rel5 HSDPA	Rel5 HSDPA
	Subtest	1	2	3	4
WCDMA General Settings	Loopback Mode	Test Mode 1			
	Rel99 RMC	12.2kbps RMC			
	HSDPA FRC	H-Set1			
	HSUPA Test	Not Applicable			
	Power Control Algorithm	Algorithm 2			
	$\beta_c$	2/15	12/15	15/15	15/15
	$\beta_d$	15/15	15/15	8/15	4/15
	$\beta_{ec}$	-	-	-	-
	$\beta_c/\beta_d$	2/15	12/15	15/8	15/4
	$\beta_{hs}$	4/15	24/15	30/15	30/15
$\beta_{ed}$	Not Applicable				
HSDPA Specific Settings	DACK	8			
	DNAK	8			
	DCQI	8			
	Ack-Nack repetition factor	3			
	CQI Feedback (Table 5.2B.4)	4ms			
	CQI Repetition Factor (Table 5.2B.4)	2			
	Ahs = $\beta_{hs}/\beta_c$	30/15			

#### RESULT

**LAT PORT**

Band	Subtest	UL Ch	DL Ch	Frequency	Conducted output power (dBm)	
					Peak	Average
UMTS850 (Band V)	1	4132	4357	826.4	27.27	23.38
		4180	4405	836.0	27.75	23.48
		4230	4455	846.0	27.71	23.52
	2	4132	4357	826.4	27.31	23.45
		4180	4405	836.0	27.67	23.35
		4230	4455	846.0	27.74	23.42
	3	4132	4357	826.4	27.20	23.38
		4180	4405	836.0	27.63	23.40
		4230	4455	846.0	27.60	23.39
	4	4132	4357	826.4	27.35	23.40
		4180	4405	836.0	27.74	23.44
		4230	4455	846.0	27.72	23.38
UMTS1900 (Band II)	1	9262	9662	1852.4	26.50	21.90
		9400	9800	1880.0	26.35	21.78
		9538	9938	1907.6	26.52	22.00
	2	9262	9662	1852.4	26.50	21.87
		9400	9800	1880.0	26.50	22.00
		9538	9938	1907.6	26.50	21.95
	3	9262	9662	1852.4	26.35	21.80
		9400	9800	1880.0	26.40	21.98
		9538	9938	1907.6	26.45	22.00
	4	9262	9662	1852.4	26.40	21.83
		9400	9800	1880.0	26.52	21.97
		9538	9938	1907.6	26.50	21.96

Band	Subtest	UL Ch	DL Ch	Frequency	Conducted output power (dBm)	
					Peak	Average
UMTS1700 (Band IV)	1	1312	1537	1712.4	25.20	21.81
		1413	1638	1732.6	25.36	21.97
		1513	1738	1752.6	25.06	21.95
	2	1312	1537	1712.4	26.39	21.86
		1413	1638	1732.6	26.39	21.98
		1513	1738	1752.6	26.23	21.98
	3	1312	1537	1712.4	26.40	21.82
		1413	1638	1732.6	26.40	21.99
		1513	1738	1752.6	26.37	21.95
	4	1312	1537	1712.4	26.40	21.82
		1413	1638	1732.6	26.52	22.00
		1513	1738	1752.6	26.50	21.91

**UAT PORT**

Band	Subtest	UL Ch	DL Ch	Frequency	Conducted output power (dBm)	Conducted output power (dBm)
					Peak	Average
UMTS850 (Band V)	1	4132	4357	826.4	27.10	22.67
		4180	4405	836.0	26.70	22.64
		4230	4455	846.0	26.70	22.56
	2	4132	4357	826.4	26.80	22.70
		4180	4405	836.0	26.80	22.69
		4230	4455	846.0	27.00	22.61
	3	4132	4357	826.4	26.70	22.67
		4180	4405	836.0	26.65	22.70
		4230	4455	846.0	26.70	22.62
	4	4132	4357	826.4	26.60	22.73
		4180	4405	836.0	26.50	22.70
		4230	4455	846.0	26.71	22.55
UMTS1900 (Band II)	1	9262	9662	1852.4	25.50	20.92
		9400	9800	1880.0	25.50	21.21
		9538	9938	1907.6	25.40	21.10
	2	9262	9662	1852.4	25.60	20.88
		9400	9800	1880.0	25.70	21.23
		9538	9938	1907.6	25.50	21.09
	3	9262	9662	1852.4	25.45	20.93
		9400	9800	1880.0	25.50	21.22
		9538	9938	1907.6	25.50	21.10
	4	9262	9662	1852.4	25.55	20.92
		9400	9800	1880.0	25.50	21.17
		9538	9938	1907.6	25.45	21.12

Band	Subtest	UL Ch	DL Ch	Frequency	Conducted output power (dBm)	Conducted output power (dBm)
					Peak	Average
UMTS1700 (Band IV)	1	1312	1537	1712.4	26.55	22.48
		1413	1638	1732.6	26.53	22.80
		1513	1738	1752.6	26.73	22.62
	2	1312	1537	1712.4	26.97	22.53
		1413	1638	1732.6	26.97	22.89
		1513	1738	1752.6	26.90	22.69
	3	1312	1537	1712.4	26.88	22.49
		1413	1638	1732.6	26.87	22.88
		1513	1738	1752.6	26.95	22.62
	4	1312	1537	1712.4	26.98	22.49
		1413	1638	1732.6	27.00	22.90
		1513	1738	1752.6	26.85	22.58

**LAT UMTS DUAL CARRIER HSDPA**

**RESULT**

Band	Subtest	UL Ch	DL Ch	Frequency	Conducted output power (dBm)	
					Peak	Average
UMTS850 (Band V)	1*	4132	4357	826.4	27.10	23.30
		4180	4405	836.0	26.90	23.36
		4230	4455	846.0	26.70	23.30
	2	4132	4357	826.4	26.80	23.30
		4180	4405	836.0	26.80	23.40
		4230	4455	846.0	27.00	23.30
	3	4132	4357	826.4	26.70	22.80
		4180	4405	836.0	26.90	22.80
		4230	4455	846.0	26.70	22.75
	4	4132	4357	826.4	26.60	22.81
		4180	4405	836.0	26.50	22.80
		4230	4455	846.0	26.71	22.73
UMTS1900 (Band II)	1	9262	9662	1852.4	26.44	21.88
		9400	9800	1880.0	26.30	21.75
		9538	9938	1907.6	26.50	21.95
	2*	9262	9662	1852.4	26.46	21.85
		9400	9800	1880.0	26.48	21.98
		9538	9938	1907.6	26.46	21.95
	3	9262	9662	1852.4	26.39	21.77
		9400	9800	1880.0	26.40	21.95
		9538	9938	1907.6	26.40	21.96
	4	9262	9662	1852.4	26.40	21.85
		9400	9800	1880.0	26.43	21.95
		9538	9938	1907.6	26.46	21.95

Band	Subtest	UL Ch	Frequency	Frequency	Conducted output power (dBm)	
					Peak	Average
UMTS1700 (Band IV)	1*	1312	1537	1712.4	25.20	21.78
		1413	1638	1732.6	25.33	21.95
		1513	1738	1752.6	25.10	21.90
	2	1312	1537	1712.4	26.40	21.85
		1413	1638	1732.6	26.35	21.94
		1513	1738	1752.6	26.25	21.95
	3	1312	1537	1712.4	26.40	21.85
		1413	1638	1732.6	26.40	22.20
		1513	1738	1752.6	26.35	21.90
	4	1312	1537	1712.4	26.40	21.80
		1413	1638	1732.6	26.50	21.96
		1513	1738	1752.6	26.48	21.90



**UAT UMTS DUAL CARRIER HSDPA**

**RESULT**

Band	Subtest	UL Ch	DL Ch	Frequency	Conducted output power (dBm)	
					Peak	Average
UMTS850 (Band V)	1	4132	4357	826.4	26.60	22.60
		4180	4405	836.0	26.80	22.60
		4230	4455	846.0	26.60	22.55
	2*	4132	4357	826.4	26.60	22.50
		4180	4405	836.0	26.70	22.64
		4230	4455	846.0	26.00	22.60
	3	4132	4357	826.4	26.60	22.62
		4180	4405	836.0	26.70	22.50
		4230	4455	846.0	26.50	22.60
	4	4132	4357	826.4	26.50	22.70
		4180	4405	836.0	26.40	22.60
		4230	4455	846.0	26.70	22.50
UMTS1900 (Band II)	1*	9262	9662	1852.4	24.59	21.30
		9400	9800	1880.0	25.19	21.49
		9538	9938	1907.6	25.50	21.51
	2	9262	9662	1852.4	24.69	21.39
		9400	9800	1880.0	25.40	21.49
		9538	9938	1907.6	25.69	21.50
	3	9262	9662	1852.4	24.21	20.79
		9400	9800	1880.0	24.99	21.19
		9538	9938	1907.6	25.32	21.10
	4	9262	9662	1852.4	24.20	20.79
		9400	9800	1880.0	24.99	21.24
		9538	9938	1907.6	25.39	21.09

Band	Subtest	UL Ch	DL Ch	Frequency	Conducted output power (dBm)	
					Peak	Average
UMTS1700 (Band IV)	1*	1312	1537	1712.4	26.40	22.90
		1413	1638	1732.6	26.10	22.81
		1513	1738	1752.6	26.35	22.85
	2	1312	1537	1712.4	26.23	22.85
		1413	1638	1732.6	26.30	22.75
		1513	1738	1752.6	26.21	22.80
	3	1312	1537	1712.4	26.30	22.40
		1413	1638	1732.6	25.90	22.31
		1513	1738	1752.6	26.01	22.38
	4	1312	1537	1712.4	26.03	22.38
		1413	1638	1732.6	26.20	22.37
		1513	1738	1752.6	26.21	22.33

## 7.4. UMTS Rel 6 HSPA (HSDPA & HSUPA)

### TEST PROCEDURE

The following summary of these settings are illustrated below:

	Mode	Rel6 HSUPA	Rel6 HSUPA	Rel6 HSUPA	Rel6 HSUPA	Rel6 HSUPA
	Subtest	1	2	3	4	5
WCDMA General Settings	Loopback Mode	Test Mode 1				
	Rel99 RMC	12.2kbps RMC				
	HSDPA FRC	H-Set1				
	HSUPA Test	HSUPA Loopback				
	Power Control Algorithm	Algorithm2				
	$\beta_c$	11/15	6/15	15/15	2/15	15/15
	$\beta_d$	15/15	15/15	9/15	15/15	0
	$\beta_{ec}$	209/225	12/15	30/15	2/15	5/15
	$\beta_c/\beta_d$	11/15	6/15	15/9	2/15	-
	$\beta_{hs}$	22/15	12/15	30/15	4/15	5/15
$\beta_{ed}$	1309/225	94/75	47/15	56/75	47/15	
HSDPA Specific Settings	DACK	8				
	DNAK	8				
	DCQI	8				
	Ack-Nack repetition factor	3				
	CQI Feedback (Table 5.2B.4)	4ms				
	CQI Repetition Factor (Table 5.2B.4)	2				
	$A_{hs} = \beta_{hs}/\beta_c$	30/15				
HSUPA Specific Settings	D E-DPCCH	6	8	8	5	7
	DHARQ	0	0	0	0	0
	AG Index	20	12	15	17	12
	ETFCI (from 34.121 Table C.11.1.3)	75	67	92	71	67
	Associated Max UL Data Rate kbps	242.1	174.9	482.8	205.8	308.9
	Reference E_TFCIs	E-TFCI 11 E-TFCI PO 4 E-TFCI 67 E-TFCI PO 18 E-TFCI 71 E-TFCI PO 23 E-TFCI 75 E-TFCI PO 26 E-TFCI 81 E-TFCI PO 27		E-TFCI 11 E-TFCI PO 4 E-TFCI 92 E-TFCI PO 18		E-TFCI 11 E-TFCI PO 4 E-TFCI 67 E-TFCI PO 18 E-TFCI 71 E-TFCI PO 23 E-TFCI 75 E-TFCI PO 26 E-TFCI 81 E-TFCI PO 27

### RESULTS

**LAT PORT**

Band	Subtest	UL Ch	DL Ch	Frequency	Conducted output power (dBm)	
					Peak	Average
UMTS850 (Band V)	1*	4132	4357	826.4	27.32	23.20
		4180	4405	836.0	27.72	23.50
		4230	4455	846.0	27.81	23.45
	2	4132	4357	826.4	27.71	22.79
		4180	4405	836.0	26.90	22.40
		4230	4455	846.0	27.60	22.80
	3	4132	4357	826.4	27.18	21.80
		4180	4405	836.0	27.30	22.05
		4230	4455	846.0	27.65	22.70
	4	4132	4357	826.4	27.55	23.20
		4180	4405	836.0	27.57	22.73
		4230	4455	846.0	27.68	23.00
	5	4132	4357	826.4	26.60	22.85
		4180	4405	836.0	26.81	22.78
		4230	4455	846.0	27.00	22.90
UMTS1900 (Band II)	1*	9262	9662	1852.4	25.80	21.71
		9400	9800	1880.0	26.42	22.00
		9538	9938	1907.6	25.96	21.90
	2	9262	9662	1852.4	25.05	20.84
		9400	9800	1880.0	25.60	21.10
		9538	9938	1907.6	26.20	21.00
	3	9262	9662	1852.4	25.88	20.90
		9400	9800	1880.0	25.95	21.10
		9538	9938	1907.6	25.68	20.80
	4	9262	9662	1852.4	25.94	21.40
		9400	9800	1880.0	25.45	21.29
		9538	9938	1907.6	25.95	21.50
	5	9262	9662	1852.4	25.74	21.70
		9400	9800	1880.0	25.85	21.80
		9538	9938	1907.6	25.61	21.86

Band	Subtest	UL Ch	DL Ch	Frequency	Conducted output power (dBm)	
					Peak	Average
UMTS1700 (Band IV)	1*	1312	1537	1712.4	26.02	21.70
		1413	1638	1732.6	26.00	21.90
		1513	1738	1752.6	25.49	20.80
	2	1312	1537	1712.4	25.39	20.90
		1413	1638	1732.6	25.45	20.70
		1513	1738	1752.6	25.31	20.51
	3	1312	1537	1712.4	25.46	20.72
		1413	1638	1732.6	25.26	21.00
		1513	1738	1752.6	25.52	20.81
	4	1312	1537	1712.4	25.57	21.20
		1413	1638	1732.6	25.55	20.90
		1513	1738	1752.6	25.62	21.50
	5	1312	1537	1712.4	25.41	21.78
		1413	1638	1732.6	25.47	21.60
		1513	1738	1752.6	25.53	21.70

**UAT PORT**

**UAT Worst Case**

Band	Subtest	UL Ch	DL Ch	Frequency	Conducted output power (dBm)	
					Peak	Average
UMTS850 (Band V)	1	4132	4357	826.4	26.92	23.17
		4180	4405	836.0	26.79	23.18
		4230	4455	846.0	26.75	23.15
UMTS1900 (Band II)	1	9262	9662	1852.4	25.18	21.46
		9400	9800	1880.0	25.46	21.50
		9538	9938	1907.6	25.25	21.45

Band	Subtest	UL Ch	DL Ch	Frequency	Conducted output power (dBm)	
					Peak	Average
UMTS1700 (Band IV)	1	1312	1537	1712.4	26.32	22.90
		1413	1638	1732.6	26.22	22.84
		1513	1738	1752.6	26.28	22.80

## 7.5. CDMA2000 1xRTT

### TEST PROCEDURE

This procedure assumes the Agilent 8960 Test Set has the following applications installed and with valid license.

<u>Application</u>	<u>Rev, License</u>
CDMA2000 Mobile Test	B.13.08, L

- Call Setup > Shift & Preset
- Cell Info > Cell Parameters > System ID (SID) > 18  
    > Network ID (NID) > 65535
- Protocol Rev > 6 (IS-2000-0)
- Radio Config (RC) > Please see following table or details
- FCH Service Option (SO) Setup > Please see following table or details
- Traffic Data Rate > Full
- TDSO SCH Info > F-SCH Parameters > F-SCH Data Rate > 153.6 kbps  
    > R-SCH Parameters > R-SCH Data Rate > 153.6 kbps
- Rvs Power Ctrl > Active bits
  - Rvs Power Ctrl > All Up bits (Maximum TxPout)

### RESULT

**LAT PORT**

**1xRTT, BC10**

Radio Configuration (RC)	Service Option (SO)	Conducted Output Power (dBm)					
		Ch. 476/817.9 MHz		Ch.526/819.15 MHz		Ch.684/823.1 MHz	
		Peak	Average	Peak	Average	Peak	Average
RC1	2 (Loopback)	28.20	24.50	28.30	24.47	28.60	24.47
	55 (Loopback)	28.25	24.45	28.39	24.47	28.25	24.45
RC2	9 (Loopback)	28.20	24.50	28.43	24.50	28.20	24.48
	55 (Loopback)	28.20	24.44	28.30	24.47	28.20	24.44
RC3	2 (Loopback)	27.95	24.46	28.13	24.48	27.95	24.46
	55 (Loopback)	28.00	24.40	28.16	24.48	28.00	24.40
	32 (+ F-SCH)	28.00	24.46	28.15	24.47	28.00	24.46
	32 (+ SCH)	27.94	24.45	28.15	24.47	27.94	24.45
RC4	2 (Loopback)	27.96	24.45	28.07	24.45	27.96	24.45
	55 (Loopback)	27.90	24.45	28.00	24.45	27.90	24.45
	32 (+ F-SCH)	27.95	24.48	28.00	24.46	27.95	24.48
	32 (+ SCH)	27.99	24.45	28.00	24.47	27.99	24.45
RC5	9 (Loopback)	28.10	24.46	28.10	24.45	28.10	24.46
	55 (Loopback)	27.90	24.45	28.13	24.44	27.90	24.45
RC11	2 (Loopback)	28.10	24.44	28.12	24.44	28.10	24.44
	75 (Loopback)	28.10	24.47	28.18	24.46	28.10	24.47
	32 (+ F-SCH)	28.10	24.45	28.20	24.45	28.10	24.45
	32 (+ SCH)	28.00	24.45	28.23	24.46	28.00	24.45

**1xRTT, BC0, CELL BAND**

Radio Configuration (RC)	Service Option (SO)	Conducted Output Power (dBm)					
		Ch.1013/824.7MHz		Ch.384/836.52MHz		Ch.777/848.31MHz	
		Peak	Average	Peak	Average	Peak	Average
RC1	2 (Loopback)	28.57	24.48	28.40	24.48	27.98	24.48
	55 (Loopback)	28.54	24.48	28.39	24.48	28.00	24.47
RC2	9 (Loopback)	28.60	24.50	28.39	24.46	27.86	24.45
	55 (Loopback)	28.55	24.49	28.44	24.45	27.96	24.48
RC3	2 (Loopback)	27.98	24.45	28.15	24.43	27.60	24.44
	55 (Loopback)	28.13	24.45	28.25	24.43	27.56	24.47
	32 (+ F-SCH)	28.10	24.45	28.15	24.45	27.53	24.46
	32 (+ SCH)	28.10	24.47	28.20	24.42	27.58	24.45
RC4	2 (Loopback)	28.10	24.48	28.10	24.46	27.60	24.42
	55 (Loopback)	28.25	24.45	28.20	24.43	27.67	24.48
	32 (+ F-SCH)	28.10	24.43	28.20	24.49	27.55	24.43
	32 (+ SCH)	28.10	24.43	28.18	24.45	27.62	24.45
RC5	9 (Loopback)	28.10	24.48	28.20	24.48	27.56	24.44
	55 (Loopback)	28.19	24.47	28.15	24.46	27.59	24.47
RC11	2 (Loopback)	28.26	24.48	28.20	24.45	27.57	24.48
	75 (Loopback)	28.23	24.45	28.17	24.45	27.66	24.47
	32 (+ F-SCH)	28.27	24.45	28.20	24.42	27.68	24.40
	32 (+ SCH)	28.28	24.44	28.16	24.45	27.63	24.43

**BC1, 1xRTT PCS BAND**

Radio Configuration (RC)	Service Option (SO)	Conducted Output Power (dBm)					
		Ch.25/1851.25MHz		Ch.600/1880MHz		Ch.1175/1908.75MHz	
		Peak	Average	Peak	Average	Peak	Average
RC1	2 (Loopback)	27.10	22.78	27.45	22.68	27.23	22.93
	55 (Loopback)	27.10	22.73	27.53	22.68	27.34	22.98
RC2	9 (Loopback)	27.10	22.95	27.55	23.00	27.36	23.00
	55 (Loopback)	27.10	22.75	27.50	22.67	27.30	22.90
RC3	2 (Loopback)	27.00	22.80	27.25	22.69	27.25	22.97
	55 (Loopback)	27.00	22.78	27.27	22.72	27.10	22.95
	32 (+ F-SCH)	27.00	22.68	27.36	22.65	27.16	22.95
	32 (+ SCH)	27.00	22.73	27.39	22.63	27.12	22.95
RC4	2 (Loopback)	27.00	22.65	27.40	22.65	27.10	22.70
	55 (Loopback)	27.00	22.71	27.35	22.70	27.25	22.90
	32 (+ F-SCH)	26.98	22.70	27.35	22.68	27.10	22.92
	32 (+ SCH)	26.94	22.75	27.32	22.68	27.16	22.94
RC5	9 (Loopback)	27.00	22.73	27.29	22.70	27.12	22.86
	55 (Loopback)	27.00	22.80	27.00	22.28	27.17	22.97
RC11	2 (Loopback)	26.97	22.83	27.39	22.70	27.16	22.90
	75 (Loopback)	26.98	22.80	27.34	22.73	27.20	22.90
	32 (+ F-SCH)	28.27	22.95	27.20	22.90	27.68	22.90
	32 (+ SCH)	28.28	22.94	27.16	22.95	27.63	22.98



**BC15, 1xRTT AWS BAND**

Radio Configuration (RC)	Service Option (SO)	Conducted Output Power (dBm)					
		Ch. 25/1711.25 MHz		Ch. 450/1732.5 MHz		Ch.875/1753.75 MHz	
		Peak	Average	Peak	Average	Peak	Average
RC1	2 (Loopback)	27.35	22.98	27.40	22.98	27.15	22.76
	55 (Loopback)	27.31	22.98	27.36	22.99	27.11	22.72
RC2	9 (Loopback)	27.37	23.00	27.45	23.00	27.10	22.77
	55 (Loopback)	27.30	22.97	27.36	22.98	27.09	22.75
RC3	2 (Loopback)	27.26	22.96	27.30	22.95	27.00	22.65
	55 (Loopback)	27.23	22.96	27.20	22.98	27.00	22.70
	32 (+ F-SCH)	27.26	22.98	27.30	22.98	26.95	22.65
	32 (+ SCH)	27.22	22.98	27.24	22.92	27.00	22.82
RC4	2 (Loopback)	27.17	22.96	27.31	22.90	27.00	22.65
	55 (Loopback)	27.30	22.96	27.22	22.93	26.97	22.63
	32 (+ F-SCH)	27.24	22.97	27.36	22.94	26.98	22.70
	32 (+ SCH)	27.26	22.98	27.23	22.95	27.00	22.80
RC5	9 (Loopback)	27.22	22.98	27.21	22.94	26.95	22.70
	55 (Loopback)	27.20	22.98	27.26	22.98	26.97	22.77
RC11	2 (Loopback)	27.28	22.95	27.32	22.98	27.00	22.78
	75 (Loopback)	27.25	22.98	27.25	22.98	27.00	22.83
	32 (+ F-SCH)	27.30	22.96	27.33	22.98	27.00	22.82
	32 (+ SCH)	27.26	22.96	27.22	22.98	27.00	22.80

**UAT PORT**

**1xRTT, BC10**

Radio Configuration (RC)	Service Option (SO)	Conducted Output Power (dBm)					
		Ch. 476/817.9 MHz		Ch.526/819.15 MHz		Ch.684/823.1 MHz	
		Peak	Average	Peak	Average	Peak	Average
RC1	2 (Loopback)	28.30	24.02	28.50	24.02	28.30	24.00
	55 (Loopback)	28.15	24.05	28.40	24.05	28.35	24.05
RC2	9 (Loopback)	28.20	24.05	28.60	24.00	28.30	24.00
	55 (Loopback)	28.25	24.10	28.60	24.05	28.25	24.10
RC3	2 (Loopback)	27.80	24.02	27.90	23.90	27.90	24.00
	55 (Loopback)	28.00	24.02	27.90	23.90	27.95	24.05
	32 (+ F-SCH)	27.95	24.00	28.15	23.95	27.65	24.05
	32 (+ SCH)	28.00	24.00	28.05	23.95	27.75	23.95
RC4	2 (Loopback)	27.80	24.05	28.10	23.90	27.80	23.95
	55 (Loopback)	27.70	24.05	28.00	23.95	27.85	23.95
	32 (+ F-SCH)	27.80	24.00	28.20	24.00	27.80	24.00
	32 (+ SCH)	27.80	24.00	28.00	24.05	27.80	23.90
RC5	9 (Loopback)	27.80	24.05	27.90	23.90	27.75	23.90
	55 (Loopback)	27.90	24.00	28.00	23.90	27.70	23.90
RC11	2 (Loopback)	27.90	23.90	28.00	23.95	28.05	24.00
	75 (Loopback)	28.00	23.95	28.10	24.15	27.90	24.00
	32 (+ F-SCH)	27.95	24.00	28.10	24.00	27.85	23.60
	32 (+ SCH)	27.90	24.00	28.00	24.15	28.00	23.60

**1xRTT, BC0, CELL BAND**

Radio Configuration (RC)	Service Option (SO)	Conducted Output Power (dBm)					
		Ch.1013/824.7MHz		Ch.384/836.52MHz		Ch.777/848.31MHz	
		Peak	Average	Peak	Average	Peak	Average
RC1	2 (Loopback)	28.70	24.15	28.60	24.10	28.00	24.10
	55 (Loopback)	28.70	24.20	28.50	24.10	28.00	24.05
RC2	9 (Loopback)	28.75	24.10	28.60	24.10	28.00	24.05
	55 (Loopback)	28.70	24.45	28.40	24.45	28.20	24.40
RC3	2 (Loopback)	28.20	24.15	28.00	24.10	27.75	24.05
	55 (Loopback)	28.15	24.15	27.95	24.15	27.70	24.10
	32 (+ F-SCH)	28.30	24.40	28.00	24.20	27.70	24.10
	32 (+ SCH)	28.20	24.40	28.00	24.20	27.80	24.10
RC4	2 (Loopback)	28.10	24.15	28.00	24.10	27.70	24.10
	55 (Loopback)	28.40	24.15	28.05	24.10	27.80	24.10
	32 (+ F-SCH)	28.40	24.20	28.10	24.20	27.60	24.15
	32 (+ SCH)	28.40	24.40	28.10	24.15	27.90	24.40
RC5	9 (Loopback)	28.30	24.10	28.00	24.05	27.80	24.10
	55 (Loopback)	28.20	24.15	28.10	24.10	27.85	24.10
RC11	2 (Loopback)	28.50	24.20	28.00	24.15	27.90	24.20
	75 (Loopback)	28.40	24.20	28.00	24.20	27.80	24.40
	32 (+ F-SCH)	28.50	24.30	28.20	24.25	27.80	24.40
	32 (+ SCH)	28.40	24.30	28.20	24.15	27.80	24.40

**BC1, 1xRTT PCS BAND**

Radio Configuration (RC)	Service Option (SO)	Conducted Output Power (dBm)					
		Ch.25/1851.25MHz		Ch.600/1880MHz		Ch.1175/1908.75MHz	
		Peak	Average	Peak	Average	Peak	Average
RC1	2 (Loopback)	26.40	22.47	26.40	22.45	26.30	22.45
	55 (Loopback)	26.45	22.45	26.45	22.45	26.40	22.50
RC2	9 (Loopback)	26.45	22.50	26.50	22.50	26.50	22.48
	55 (Loopback)	26.30	22.50	26.40	22.45	26.50	22.45
RC3	2 (Loopback)	26.30	22.50	26.40	22.45	26.40	22.45
	55 (Loopback)	26.30	22.45	26.35	22.45	26.40	22.50
	32 (+ F-SCH)	26.40	22.45	26.25	22.45	26.40	22.45
	32 (+ SCH)	26.55	22.50	26.20	22.46	26.30	22.46
RC4	2 (Loopback)	26.50	22.45	26.20	22.45	26.30	22.47
	55 (Loopback)	26.30	22.45	26.30	22.46	26.40	22.47
	32 (+ F-SCH)	26.20	22.50	26.20	22.45	26.35	22.45
	32 (+ SCH)	26.10	22.45	26.30	22.45	26.40	22.46
RC5	9 (Loopback)	26.20	22.45	26.30	22.43	26.30	22.45
	55 (Loopback)	26.20	22.42	26.30	22.43	26.35	22.45
RC11	2 (Loopback)	26.30	22.40	26.40	22.45	26.40	22.50
	75 (Loopback)	26.20	22.40	26.30	22.46	26.40	22.43
	32 (+ F-SCH)	26.25	22.40	26.30	22.44	26.45	22.45
	32 (+ SCH)	26.20	22.43	26.30	22.47	26.40	22.44

**BC15, 1xRTT AWS BAND**

Radio Configuration (RC)	Service Option (SO)	Conducted Output Power (dBm)					
		Ch. 25/1711.25 MHz		Ch. 450/1732.5 MHz		Ch.875/1753.75 MHz	
		Peak	Average	Peak	Average	Peak	Average
RC1	2 (Loopback)	27.85	24.35	27.70	24.35	27.65	24.39
	55 (Loopback)	27.85	24.38	27.70	24.35	27.65	24.39
RC2	9 (Loopback)	27.85	24.35	27.80	24.35	27.70	24.35
	55 (Loopback)	27.80	24.35	27.80	24.33	27.60	24.37
RC3	2 (Loopback)	27.80	24.35	27.50	24.30	27.50	24.36
	55 (Loopback)	27.80	24.35	27.50	24.30	27.55	24.36
	32 (+ F-SCH)	27.75	24.30	27.50	24.30	27.50	24.38
	32 (+ SCH)	27.70	24.30	27.55	24.35	27.60	24.37
RC4	2 (Loopback)	27.70	24.30	27.45	24.30	27.55	24.33
	55 (Loopback)	27.70	24.30	27.40	24.30	27.50	24.38
	32 (+ F-SCH)	27.65	24.30	27.60	24.30	27.65	24.35
	32 (+ SCH)	27.70	24.30	27.45	24.30	27.70	24.35
RC5	9 (Loopback)	27.80	24.30	27.40	24.30	27.60	24.36
	55 (Loopback)	27.80	24.25	27.45	24.25	27.50	24.35
RC11	2 (Loopback)	27.75	24.25	27.50	24.25	27.60	24.35
	75 (Loopback)	27.70	24.25	27.40	24.25	27.60	24.30
	32 (+ F-SCH)	27.85	24.25	27.50	24.25	27.70	24.30
	32 (+ SCH)	27.65	24.25	27.60	24.25	27.60	24.30

## 7.6. CDMA2000 1xEV-DO Rel. 0 (power higher!)

### TEST PROCEDURE

This procedure assumes the Agilent 8960 Test Set has the following applications installed and with valid license.

<u>Application</u>	<u>Rev, License</u>
1xEV-DO Terminal Test	A.09.13

#### EVDO Release 0 - RTAP

- Call Setup > Shift & Preset
- Call Control:
  - Access Network Info > Cell Parameters > Sector ID > 00000000 > Subnet Mask > 0
  - Generator Info > Termination Parameters > Max Forward Packet Duration > 16 Slots
- Call Params:
  - Cell Power > -105.5 dBm/1.23 MHz
  - Cell Band > (Select US Cellular or US PCS)
  - Channel > (Enter channel number)
  - Application Config > Enhanced Test Application Protocol > RTAP
  - RTAP Rate > 153.6 kbps
  - Rvs Power Ctrl > Active bits
  - Protocol Rel > 0 (1xEV-DO)
- Press "Start Data Connection" when "Session Open" appear in "Active Cell"
- Rvs Power Ctrl > All Up bits (Maximum TxPout)

#### EVDO Release 0 - FTAP

- Call Setup > Shift & Preset
- Call Control:
  - Access Network Info > Cell Parameters > Sector ID > 00000000 > Subnet Mask > 0
  - Generator Info > Termination Parameters > Max Forward Packet Duration > 16 Slots
- Call Params:
  - Cell Power > -105.5 dBm/1.23 MHz
  - Cell Band > (Select US Cellular or US PCS)
  - Channel > (Enter channel number)
  - Application Config > Enhanced Test Application Protocol > FTAP (default)
  - FTAP Rate > 307.2 kbps (2 Slot, QPSK)
  - Rvs Power Ctrl > Active bits
  - Protocol Rel > 0 (1xEV-DO)
- Press "Start Data Connection" when "Session Open" appear in "Active Cell"
- Rvs Power Ctrl > All Up bits (Maximum TxPout)

**RESULTS**

**LAT PORT**

**BC10**

FTAP Rate	RTAP Rate	Channel	f (MHz)	Conducted power (dBm)	
				Peak	Average
307.2 kbps (2 slot, QPSK)	153.6 kbps	476	817.90	28.84	24.48
		526	819.15	28.81	24.47
		684	823.10	29.10	24.49

**BC0**

FTAP Rate	RTAP Rate	Channel	f (MHz)	Conducted power (dBm)	
				Peak	Average
307.2 kbps (2 slot, QPSK)	153.6 kbps	1013	824.70	28.88	24.49
		384	836.52	28.62	24.48
		777	848.31	28.45	24.48

**BC1**

FTAP Rate	RTAP Rate	Channel	f (MHz)	Conducted power (dBm)	
				Peak	Average
307.2 kbps (2 slot, QPSK)	153.6 kbps	25	1851.25	27.25	22.70
		600	1880.00	27.50	22.75
		1175	1908.75	27.37	23.00

**BC15**

FTAP Rate	RTAP Rate	Channel	f (MHz)	Conducted power (dBm)	
				Peak	Average
307.2 kbps (2 slot, QPSK)	153.6 kbps	25	1711.25	27.15	22.76
		450	1732.50	27.36	22.78
		875	1753.75	27.25	22.95



**UAT PORT**

**BC10**

FTAP Rate	RTAP Rate	Channel	f (MHz)	Conducted power (dBm)	
				Peak	Average
307.2 kbps (2 slot, QPSK)	153.6 kbps	476	817.90	28.60	24.16
		526	819.15	28.60	<b>24.20</b>
		684	823.10	<b>28.90</b>	24.10

**BC0**

FTAP Rate	RTAP Rate	Channel	f (MHz)	Conducted power (dBm)	
				Peak	Average
307.2 kbps (2 slot, QPSK)	153.6 kbps	1013	824.70	<b>28.90</b>	<b>24.49</b>
		384	836.52	28.50	24.48
		777	848.31	28.40	24.47

**BC1**

FTAP Rate	RTAP Rate	Channel	f (MHz)	Conducted power (dBm)	
				Peak	Average
307.2 kbps (2 slot, QPSK)	153.6 kbps	25	1851.25	26.15	22.42
		600	1880.00	<b>26.90</b>	<b>22.47</b>
		1175	1908.75	26.40	22.45

**BC15**

FTAP Rate	RTAP Rate	Channel	f (MHz)	Conducted power (dBm)	
				Peak	Average
307.2 kbps (2 slot, QPSK)	153.6 kbps	25	1711.25	<b>27.70</b>	<b>24.40</b>
		450	1732.50	27.50	24.38
		875	1753.75	27.45	24.35

## 7.7. CDMA2000 1xEV-DO Rev. A

### TEST PROCEDURE

This procedure assumes the Agilent 8960 Test Set has the following applications installed and with valid license.

<u>Application</u>	<u>Rev, License</u>
1xEV-DO Terminal Test	A.09.13

#### EVDO Release A – RETAP

- Call Setup > Shift & Preset
- Cell Power > -60 dBm/1.23 MHz
- Protocol Rev > A (1xEV-DO-A)
- Application Config > Enhanced Test Application Protocol > RETAP
- R-Data Pkt Size > 4096
- Protocol Subtype Config > Release A Physical Layer Subtype > Subtype 2
- > PL Subtype 2 Access Channel MAC Subtype > Default (Subtype 0)
- Access Network Info > Cell Parameters > Sector ID > 00000000 > Subnet Mask > 0
- Generator Info > Termination Parameters > Max Forward Packet Duration >16 Slots > ACK R-Data After > Subpacket 0 (All ACK)
- Rvs Power Ctrl > All Up bits (to get the maximum power)

#### EVDO Release A - FETAP

- Call Setup > Shift & Preset
- Cell Power > -60 dBm/1.23 MHz
- Protocol Rev > A (1xEV-DO-A)
- Application Config > Enhanced Test Application Protocol > FETAP
- F-Traffic Format > 4 (1024, 2,128) Canonical (307.2k, QPSK)
- Protocol Subtype Config > Release A Physical Layer Subtype > Subtype 2
- > PL Subtype 2 Access Channel MAC Subtype > Default (Subtype 0)
- Access Network Info > Cell Parameters > Sector ID > 00000000 > Subnet Mask > 0
- Generator Info > Termination Parameters > Max Forward Packet Duration >16 Slots > ACK R-Data After > Subpacket 0 (All ACK)
- Rvs Power Ctrl > All Up bits (to get the maximum power)

### RESULTS

**LAT PORT REV A**

**BC10**

FETAP-Traffic Format	RETAP-Data Payload Size	Channel	f (MHz)	Conducted power (dBm)	
				Peak	Average
307.2k, QPSK/ ACK channel is transmitted at all the slots	4096	476	817.90	29.05	24.46
		526	819.15	29.15	24.48
		684	823.10	<b>29.20</b>	<b>24.50</b>

**BC0**

FETAP-Traffic Format	RETAP-Data Payload Size	Channel	f (MHz)	Conducted power (dBm)	
				Peak	Average
307.2k, QPSK/ ACK channel is transmitted at all the slots	4096	1013	824.70	<b>28.93</b>	<b>24.50</b>
		384	836.52	28.83	24.49
		777	848.31	28.54	24.47

**BC1**

FETAP-Traffic Format	RETAP-Data Payload Size	Channel	f (MHz)	Conducted power (dBm)	
				Peak	Average
307.2k, QPSK/ ACK channel is transmitted at all the slots	4096	25	1851.25	26.30	22.80
		600	1880.00	26.40	22.72
		1175	1908.75	<b>26.44</b>	<b>22.96</b>

**BC15**

FETAP-Traffic Format	RETAP-Data Payload Size	Channel	f (MHz)	Conducted power (dBm)	
				Peak	Average
307.2k, QPSK/ ACK channel is transmitted at all the slots	4096	25	1711.25	26.39	22.82
		450	1732.50	26.42	22.87
		875	1753.75	<b>26.45</b>	<b>22.98</b>

**UAT PORT REV A**

**BC10**

FETAP-Traffic Format	RETAP-Data Payload Size	Channel	f (MHz)	Conducted power (dBm)	
				Peak	Average
307.2k, QPSK/ ACK channel is transmitted at all the slots	4096	476	817.90	28.40	24.14
		526	819.15	28.60	24.20
		684	823.10	28.50	24.10

**BC0**

FETAP-Traffic Format	RETAP-Data Payload Size	Channel	f (MHz)	Conducted power (dBm)	
				Peak	Average
307.2k, QPSK/ ACK channel is transmitted at all the slots	4096	1013	824.70	28.70	24.50
		384	836.52	28.40	24.46
		777	848.31	28.20	24.42

**BC1**

FETAP-Traffic Format	RETAP-Data Payload Size	Channel	f (MHz)	Conducted power (dBm)	
				Peak	Average
307.2k, QPSK/ ACK channel is transmitted at all the slots	4096	25	1851.25	26.15	22.40
		600	1880.00	26.40	22.50
		1175	1908.75	26.20	22.45

**BC15**

FETAP-Traffic Format	RETAP-Data Payload Size	Channel	f (MHz)	Conducted power (dBm)	
				Peak	Average
307.2k, QPSK/ ACK channel is transmitted at all the slots	4096	25	1711.25	27.60	24.40
		450	1732.50	27.45	24.36
		875	1753.75	27.50	24.38

## 7.8. CDMA2000 1xEV-DO Rev. B

### TEST PROCEDURE

This procedure assumes the Rohde & Schwarz CMW 500 CDMA Rev. B Test Set has the following applications installed and with valid license.

Application                      Rev, License  
1xEV-DO Terminal Test          V.2.1.25

1xEV-DO Release B –

- CMW 500 Signal Generator > 1xEV-DO Taskbar Enable
- CMW 500 1xEV-DO Signaling Configuration Window >
- 1xEV-DO Signaling On Window:  
Under Access Network Control:  
Band Class: BC0: US Cellular  
RF Channel: 31  
1xEV-DP Power: -70 dBm  
Release B
- 1xEV-DO Signaling Configuration Window

Under RF Frequency Band / Channel: Enter Ch. Frequency

- Under Carrier Configuration: RF Frequency  
For Two Carriers: Low Channel (1013)

	RF Channel	RF Channel Offset
Carrier [0]	31	0
Carrier [1]	1013	982

- Under Carrier Configuration: RF Pilot
- |           | Carrier Sector | Active on AN             | Assigned to AT           |
|-----------|----------------|--------------------------|--------------------------|
| Pilot [0] | C0/S0          | <input type="checkbox"/> | <input type="checkbox"/> |
|           | CA/S1          | <input type="checkbox"/> | <input type="checkbox"/> |

For Three Carriers: Low Channel (1013)

	RF Channel	RF Channel Offset
Carrier [0]	72	0
Carrier [1]	31	-41
Carrier [2]	1013	941

- Under Carrier Configuration: RF Pilot
- |           | Carrier Sector | Active on AN             | Assigned to AT           |
|-----------|----------------|--------------------------|--------------------------|
| Pilot [0] | C0/S0          | <input type="checkbox"/> | <input type="checkbox"/> |
| Pilot [1] | C1/S1          | <input type="checkbox"/> | <input type="checkbox"/> |
| Pilot [2] | C2/S2          | <input type="checkbox"/> | <input type="checkbox"/> |

- Rvs Power Ctrl > All Up bits (to get the maximum power)

### RESULTS

**LAT PORT REV B**

Two Carrier Min Separation

	MODE	Channel	f (MHz)	Conducted power (dBm)	
				Peak	Average
Rev B	CDMA	1013+31	824.70+825.93	29.30	21.70
		384+425	836.52+837.75	29.14	21.80
		736+777	847.08+848.31	29.00	22.00

Two Carrier Max Separation

	Mode	Channel	f (MHz)	Conducted power (dBm)	
				Peak	Average
Rev B	CDMA	1013+156	824.70+829.68	25.30	21.70
		384+550	836.52+841.50	25.20	21.90
		611+777	843.33+848.31	25.10	21.70

Three Carrier Min Separation

	Mode	Channel	f (MHz)	Conducted power (dBm)	
				Peak	Average
Rev B	CDMA	1013+31+72	824.70+825.93+827.16	28.70	21.80
		384+425+466	836.52+837.75+838.98	28.60	21.90
		695+736+777	845.85+847.08+848.31	28.50	21.70

**UAT PORT REV B**

Two Carrier Min Separation

	MODE	Channel	f (MHz)	Conducted power (dBm)	
				Peak	Average
Rev B	CDMA	1013+31	824.70+825.93	28.90	21.70
		384+425	836.52+837.75	28.65	21.60
		736+777	847.08+848.31	28.40	21.65

Two Carrier Max Separation

	Mode	Channel	f (MHz)	Conducted power (dBm)	
				Peak	Average
Rev B	CDMA	1013+156	824.70+829.68	25.90	21.60
		384+550	836.52+841.50	25.80	21.70
		611+777	843.33+848.31	25.60	21.60

Three Carrier Min Separation

	Mode	Channel	f (MHz)	Conducted power (dBm)	
				Peak	Average
Rev B	CDMA	1013+31+72	824.70+825.93+827.16	28.45	21.70
		384+425+466	836.52+837.75+838.98	28.20	21.75
		695+736+777	845.85+847.08+848.31	28.25	21.70

## 8. CONDUCTED TEST RESULTS

### 8.1. OCCUPIED BANDWIDTH

#### RULE PART(S)

FCC: §2.1049  
 IC: RSS-132, 4.5; RSS-133, 6.5

#### LIMITS

For reporting purposes only

#### TEST PROCEDURE

The transmitter output was connected to a calibrated coaxial cable and coupler, the other end of which was connected to a spectrum analyzer. The occupied bandwidth was measured with the spectrum analyzer at the low, middle and high channel in each band. The -26dB bandwidth was also measured and recorded.

#### MODES TESTED

- GPRS and EGPRS
- UMTS, REL 99 and HSDPA
- CDMA2000, BC0, BC10, BC1 and BC15
- 

#### RESULTS

Band	Mode	Channel	f (MHz)	99% BW (KHz)	-26dB BW (KHz)
Cellular	GPRS	128	824.20	247.2755	268.746
		190	836.60	<b>250.5902</b>	311.700
		251	848.80	241.9265	307.434
	EGPRS	128	824.20	245.0200	299.400
		190	836.60	<b>252.0100</b>	309.200
		251	848.80	241.0800	303.300

Band	Mode	Channel	f (MHz)	99% BW (MHz)	-26dB BW (MHz)
Cellular	UMTS, REL 99	4357	826.4	4.2263	4.521
		4405	836.0	<b>4.2308</b>	4.618
		4455	846.0	4.2094	4.620
	UMTS, HSDPA	4357	826.4	4.1807	4.641
		4405	836.0	<b>4.1955</b>	4.586
		4455	846.0	4.1826	4.574



Band	Mode	Channel	f (MHz)	99% BW (KHz)	-26dB BW (KHz)
PCS	GPRS	512	1850.2	<b>246.4754</b>	327.288
		661	1880.0	242.2746	279.891
		810	1909.8	243.5774	276.998
	EGPRS	512	1850.2	251.1800	293.700
		661	1880.0	247.9800	292.200
		810	1909.8	<b>251.5000</b>	296.200

Band	Mode	Channel	f (MHz)	99% BW (MHz)	-26dB BW (MHz)
PCS	UMTS, REL 99	9662	1852.4	4.2048	4.632
		9800	1880.0	<b>4.2145</b>	4.589
		9938	1907.6	4.2087	4.552
	UMTS, HSDPA	9662	1852.4	<b>4.1883</b>	4.588
		9800	1880.0	4.1798	4.583
		9938	1907.6	4.1716	4.569

Band	Mode	Channel	f (MHz)	99% BW (MHz)	-26dB BW (MHz)
AWS	UMTS, REL 99	1312	1712.4	4.2248	4.644
		1413	1732.6	4.2048	4.582
		1513	1752.6	<b>4.2386</b>	4.583
	UMTS, HSDPA	1312	1712.4	4.1764	4.629
		1413	1732.6	<b>4.1951</b>	4.613
		1513	1752.6	4.1848	4.631

Band	Mode	Channel	f (MHz)	99% BW (MHz)	-26dB BW (MHz)
BC0	1xRTT	1013	824.70	1.2505	1.410
		384	836.52	1.2689	1.410
		777	848.31	1.2611	1.390
	CDMA2000 1xEV-DO (Rev. A)	1013	824.70	1.2625	1.389
		384	836.52	<b>1.2783</b>	1.404
		777	848.31	1.2687	1.411

Band	Mode	Channel	f (MHz)	99% BW (MHz)	-26dB BW ( MHz)
EVDO Rev B, BC0	2 Carrier Min	1013+31	825.3	2.4530	2.656
		384+425	837.2	2.4786	2.614
		736+777	847.6	2.4778	2.635
	2 Carrier Max	1013+156	826.5	6.3579	6.567
		384+550	838.8	6.3479	6.578
		611+777	844.9	6.3023	6.597
	3 Carrier Min	1013+31+72	825.9	3.7130	3.925
		384+425+466	837.7	3.7307	4.981
		695+736+777	846.7	3.7178	6.645

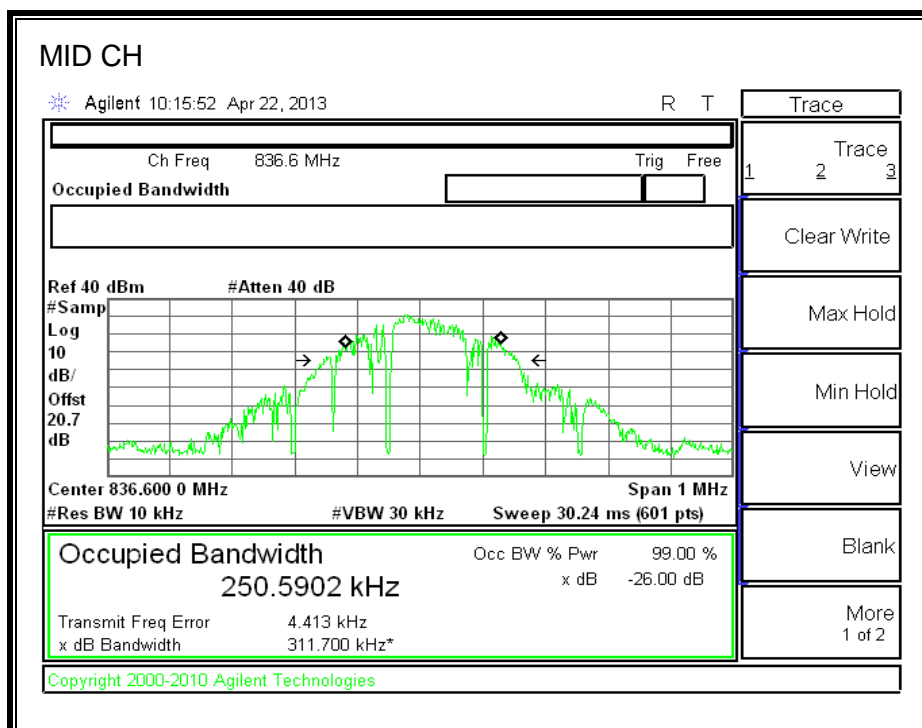
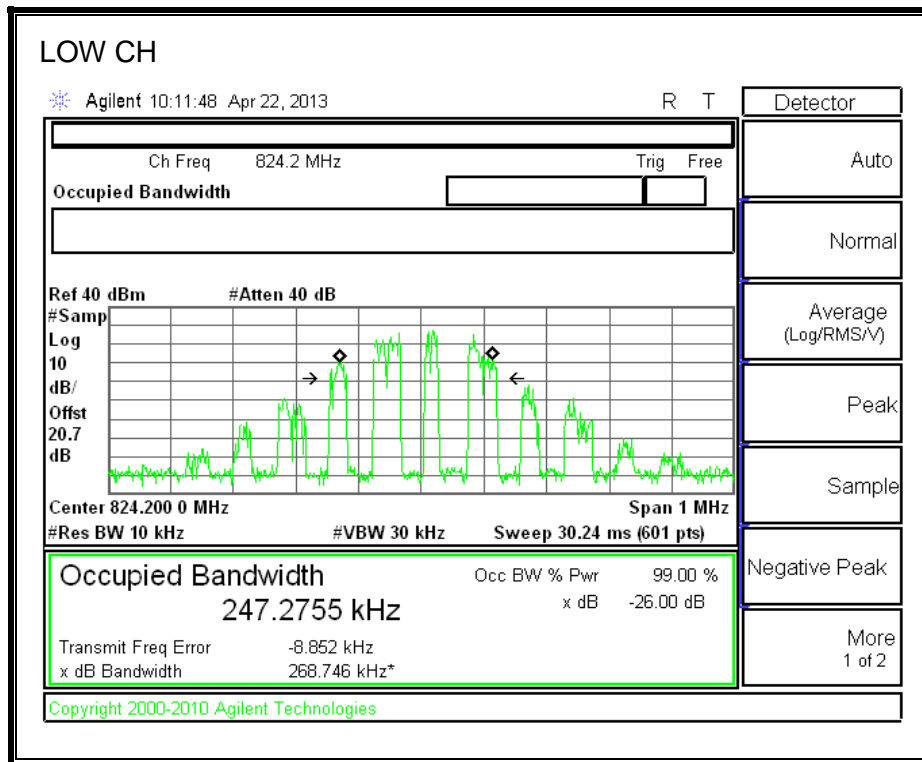
Band	Mode	Channel	f (MHz)	99% BW (MHz)	-26dB BW ( MHz)
BC10	1xRTT	476	817.90	1.2763	1.386
		526	819.15	1.2808	1.381
		684	823.10	1.2677	1.374
	EVDO	476	817.90	1.2754	1.398
		526	819.15	1.2713	1.409
		684	823.10	1.2586	1.350

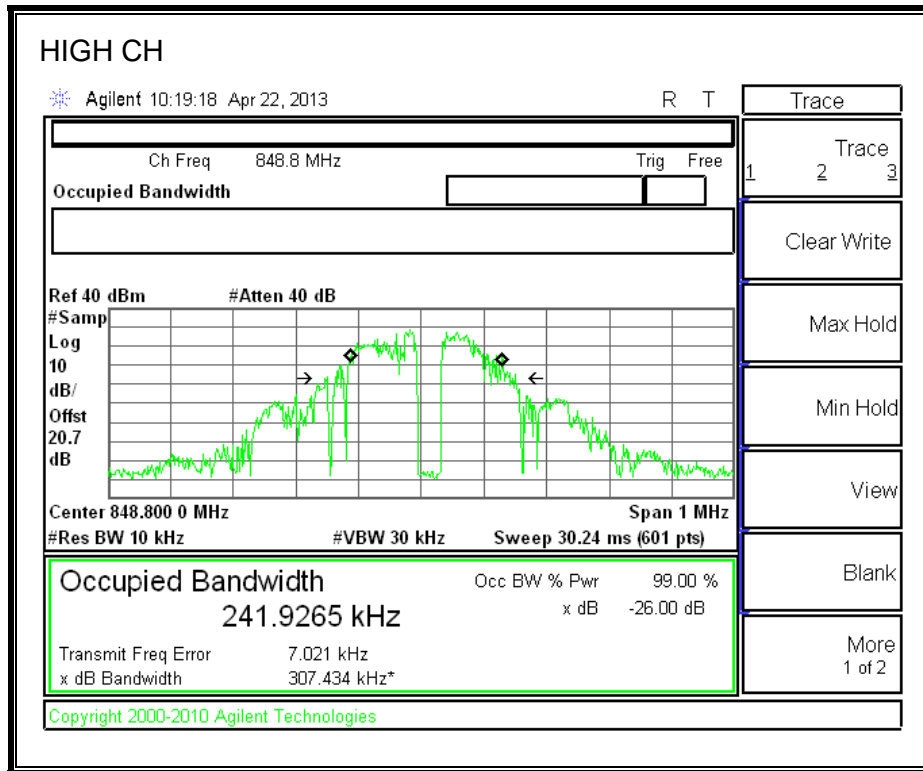
Band	Mode	Channel	f (MHz)	99% BW (MHz)	-26dB BW ( MHz)
BC1	1xRTT	25	1851.25	1.2616	1.399
		600	1880.0	1.2659	1.383
		1175	1908.75	1.2608	1.411
	CDMA2000 1xEV-DO (Rev. A)	25	1851.25	1.2741	1.588
		600	1880.00	1.2665	1.387
		1175	1908.75	1.2766	1.392

Band	Mode	Channel	f (MHz)	99% BW (MHz)	-26dB BW ( MHz)
BC15	1xRTT	25	1711.50	1.2560	1.415
		450	1732.50	1.2735	1.374
		875	1753.75	1.2782	1.412
	CDMA2000 1xEV-DO (Rev. A)	25	1711.50	1.2771	1.421
		450	1732.50	1.2753	1.471
		875	1753.75	1.2723	1.405

**GPRS850**

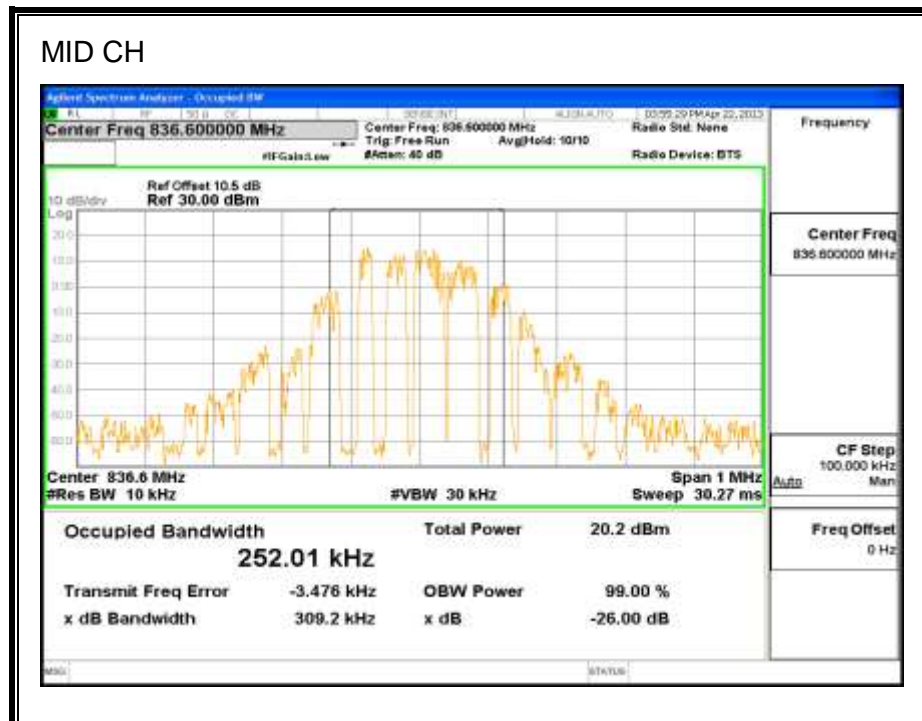
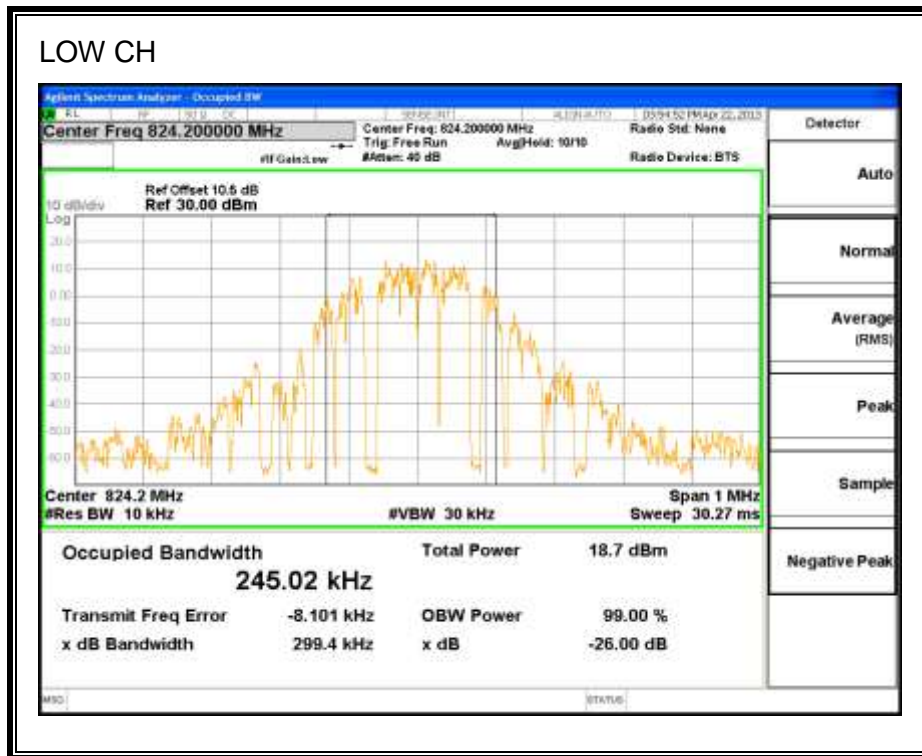
**Cellular Band**

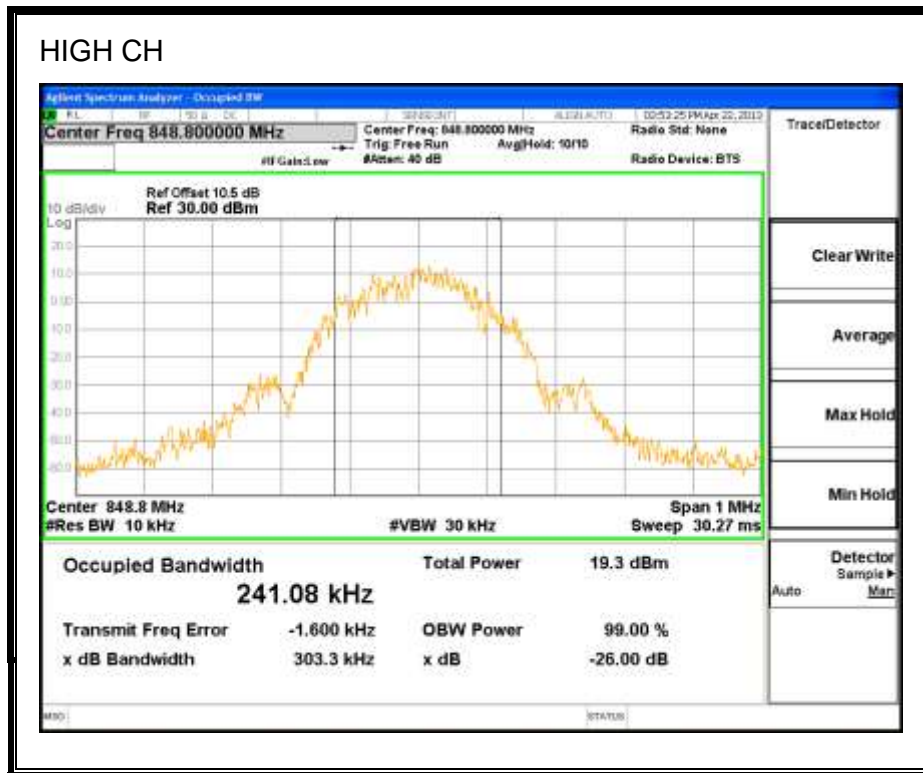




**EGPRS850**

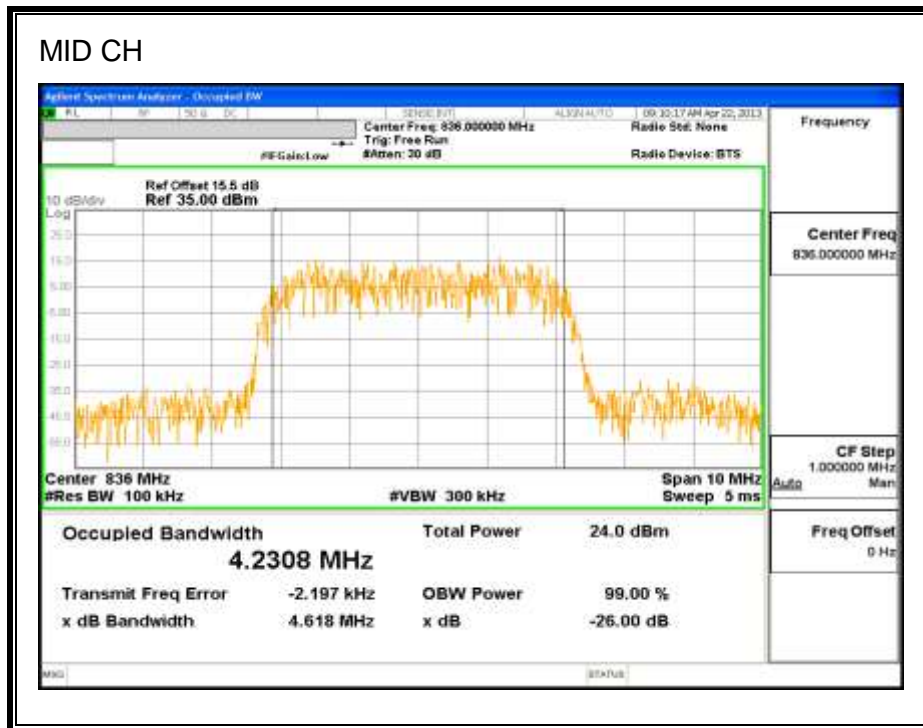
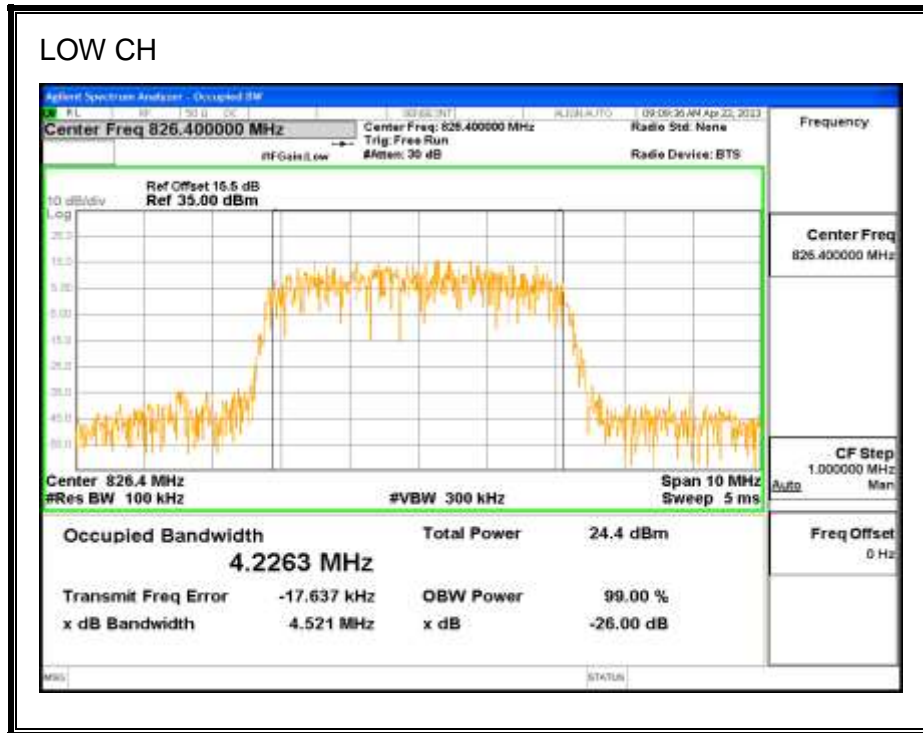
**Cellular Band**

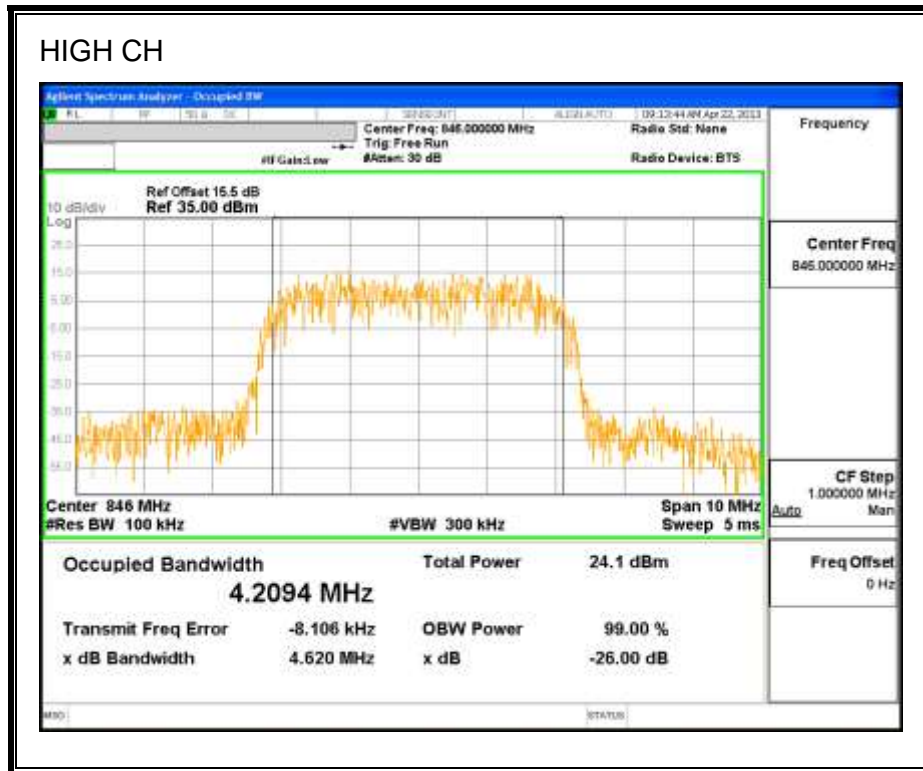




**WCDMA850**

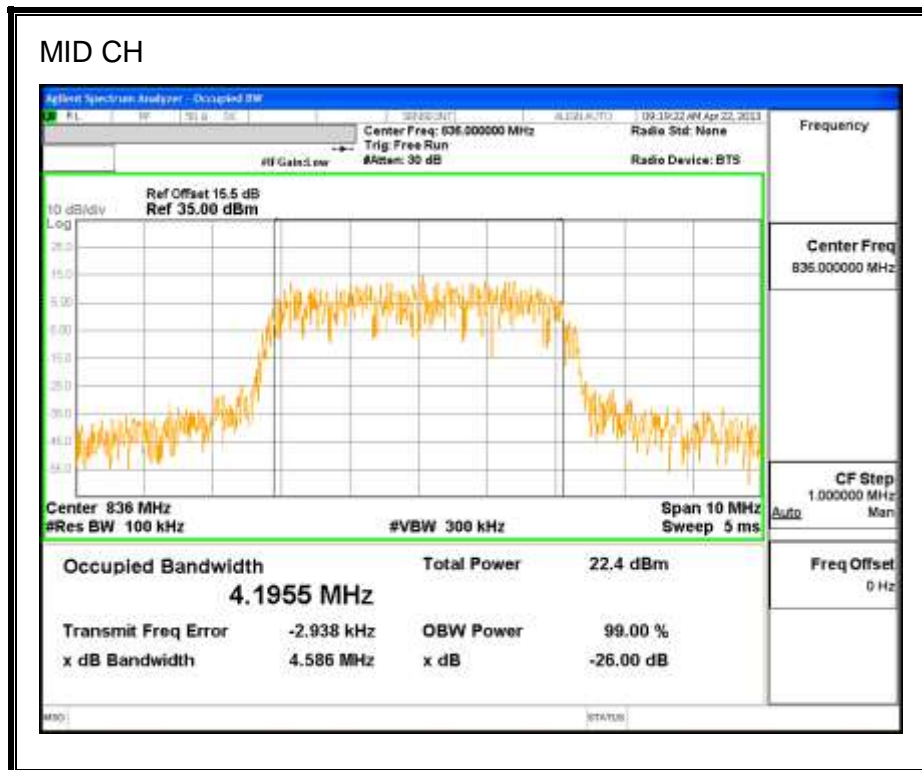
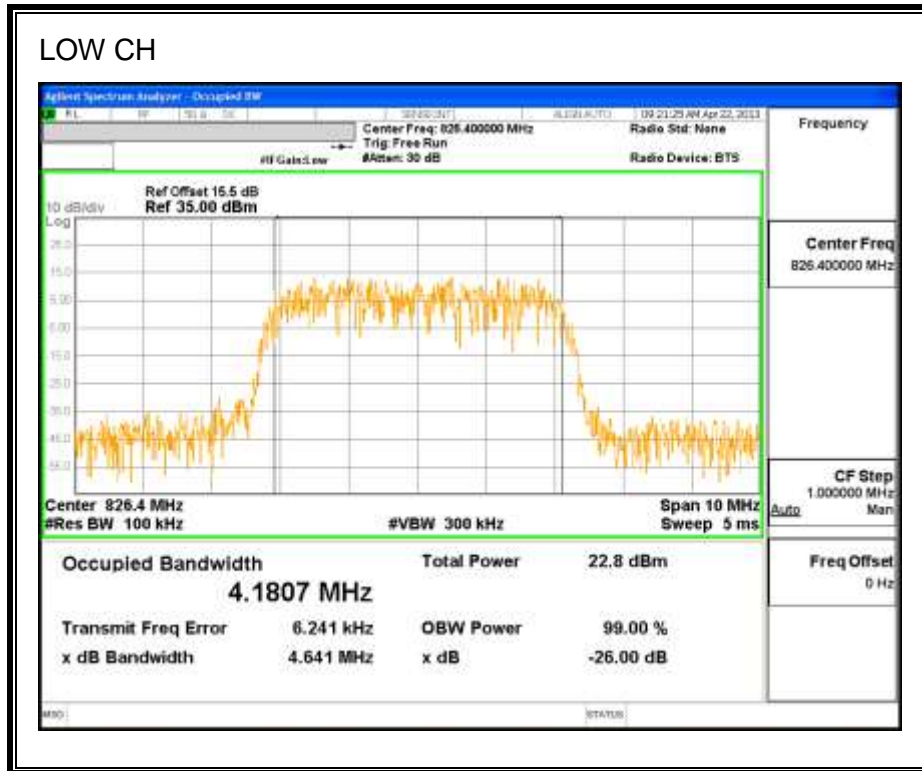
**Rel 99 (Cellular Band)**

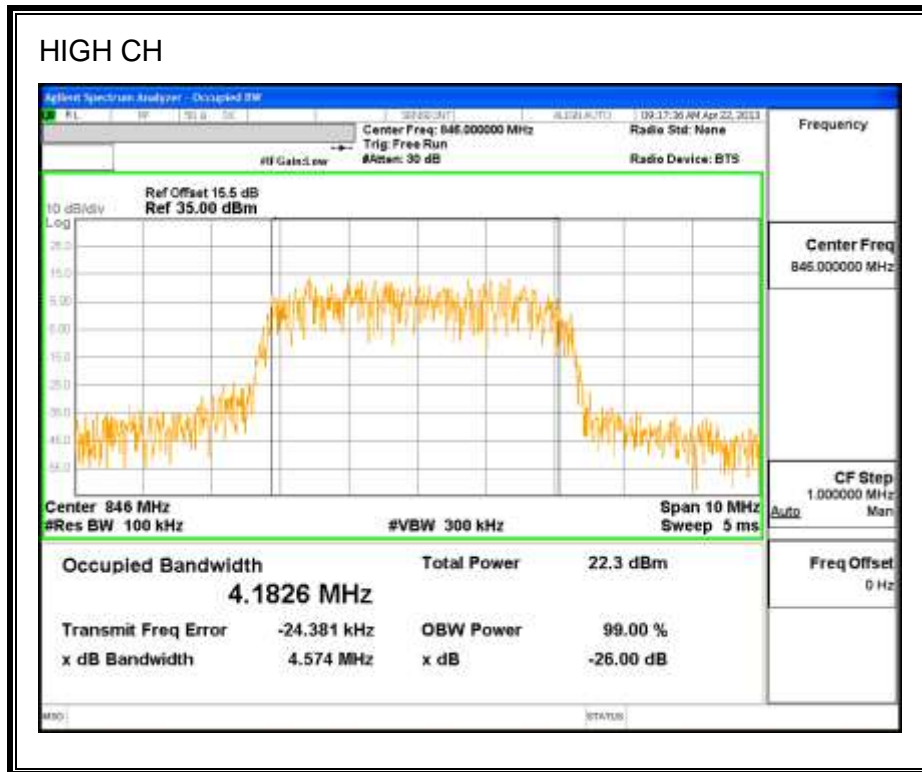






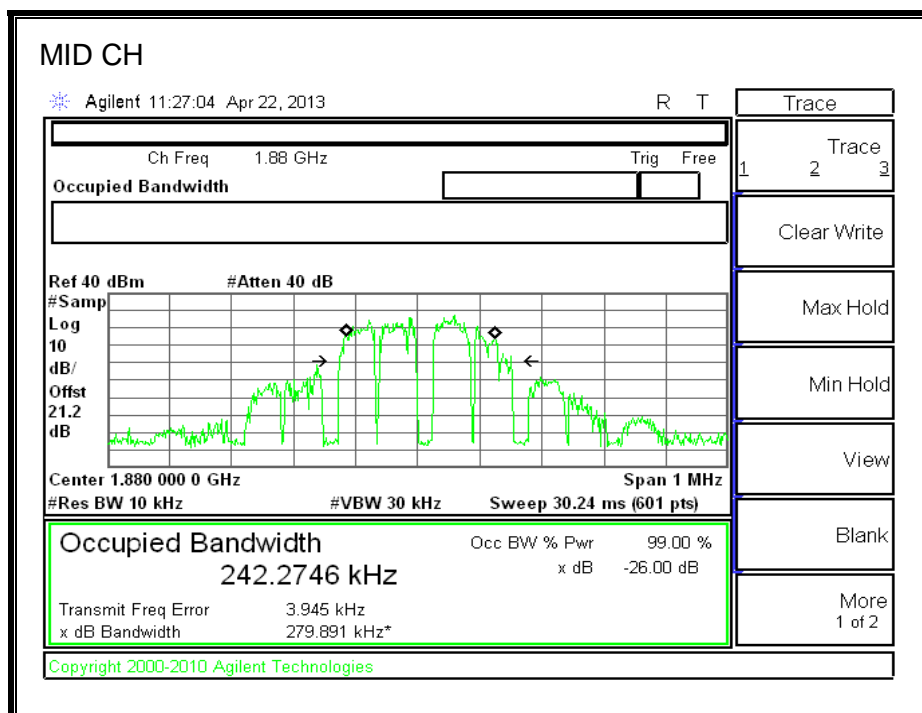
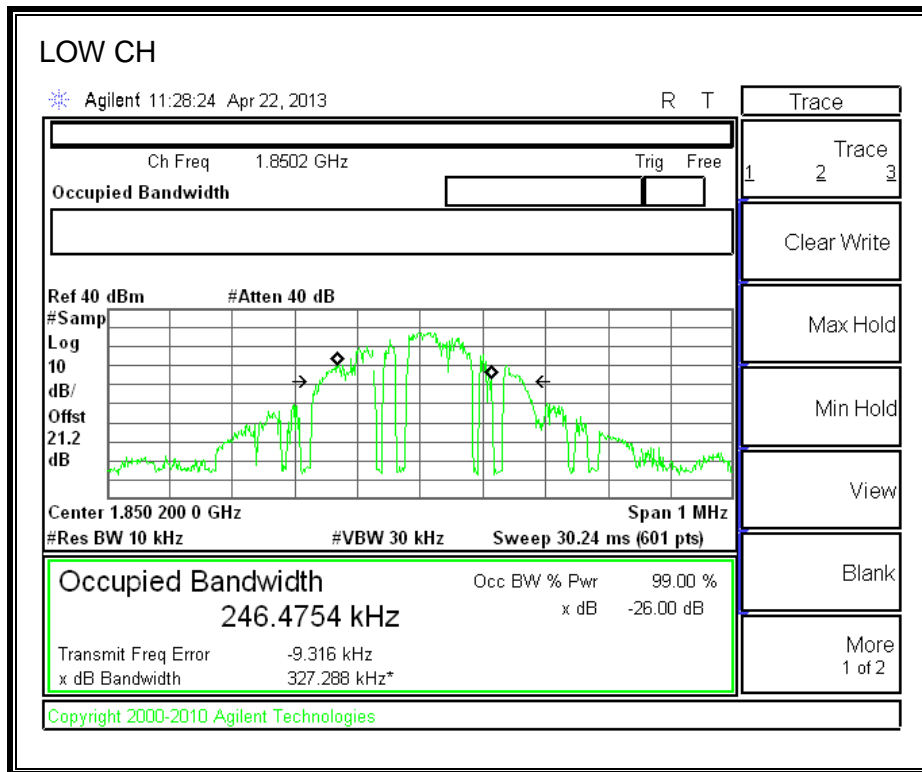
**HSDPA (Cellular Band)**

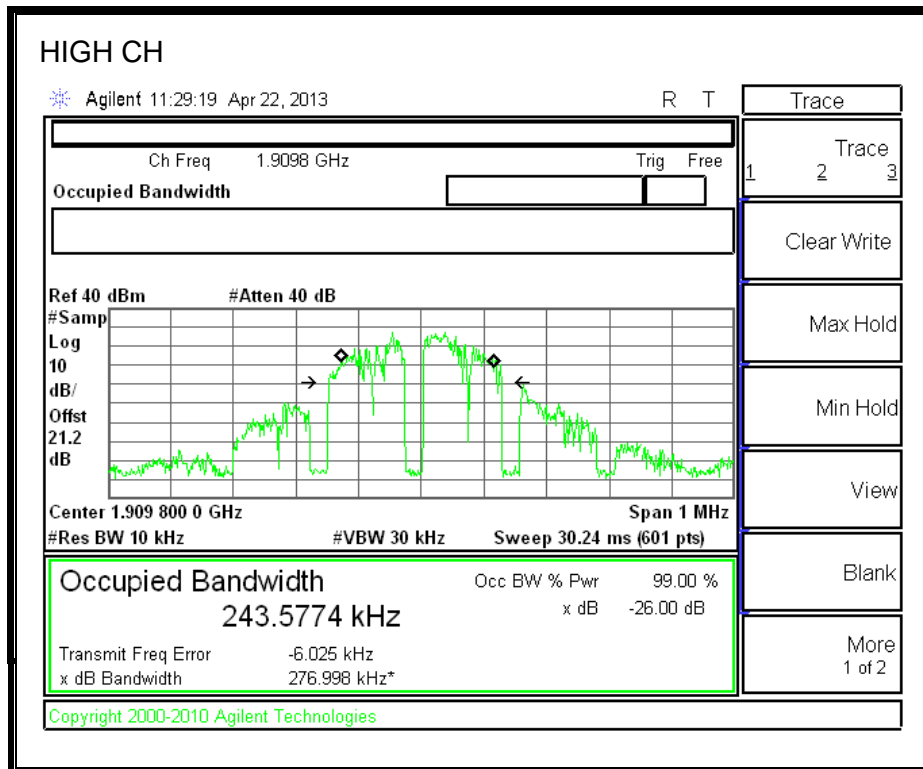




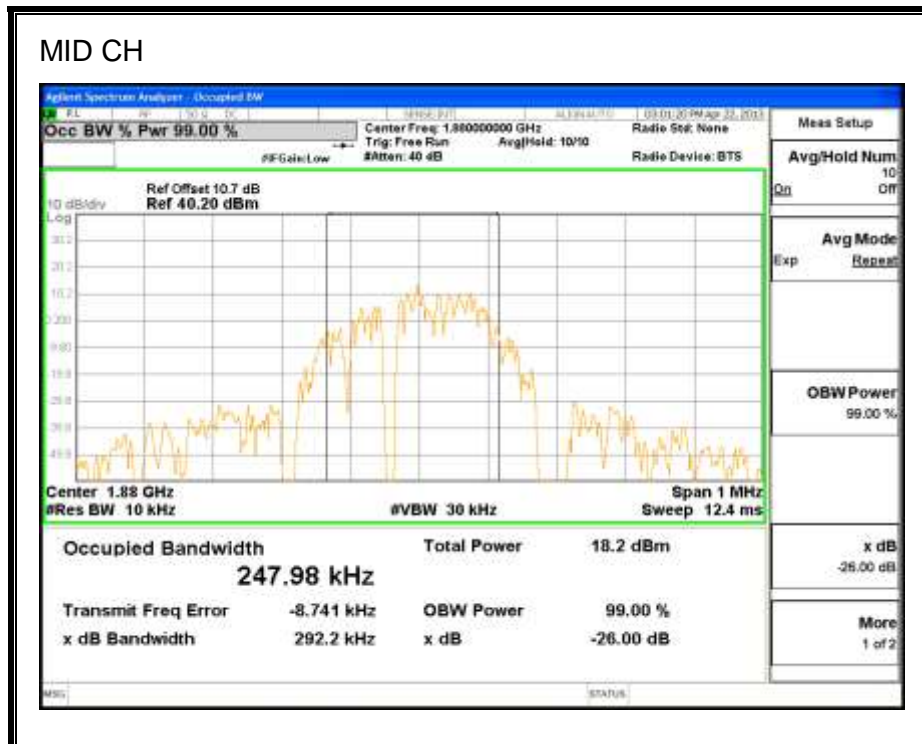
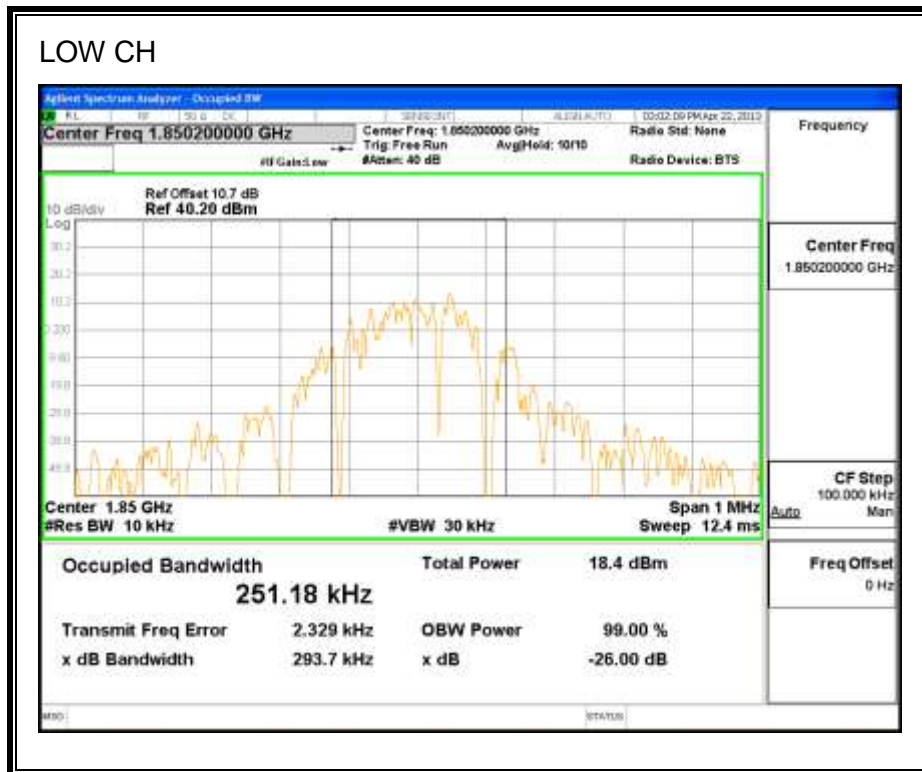
**GPRS 1900**

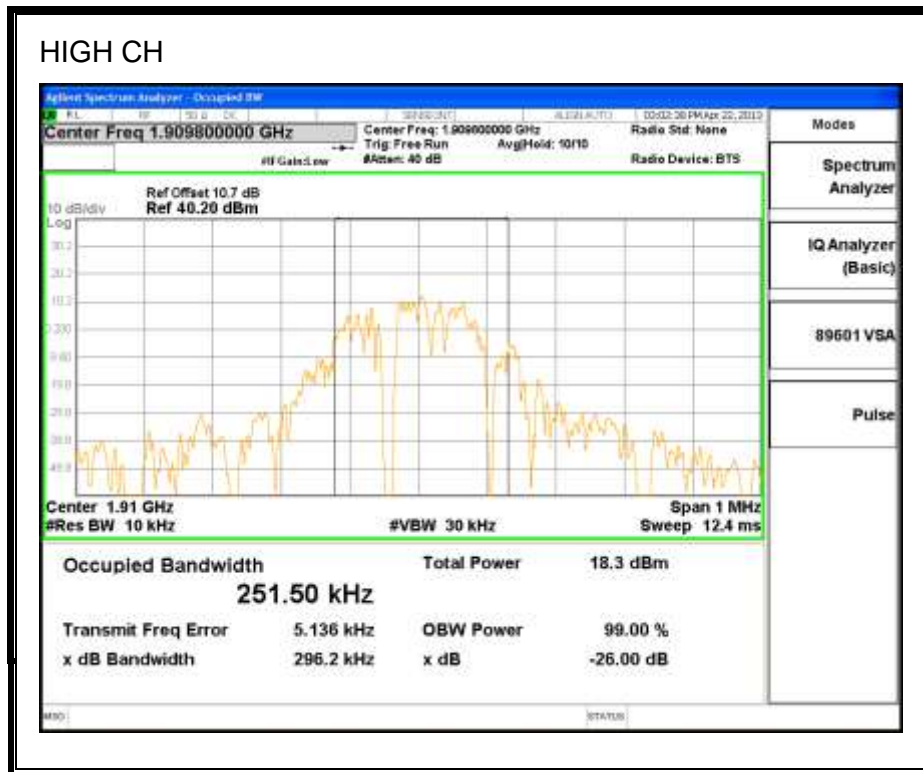
**PCS 1900 Band**





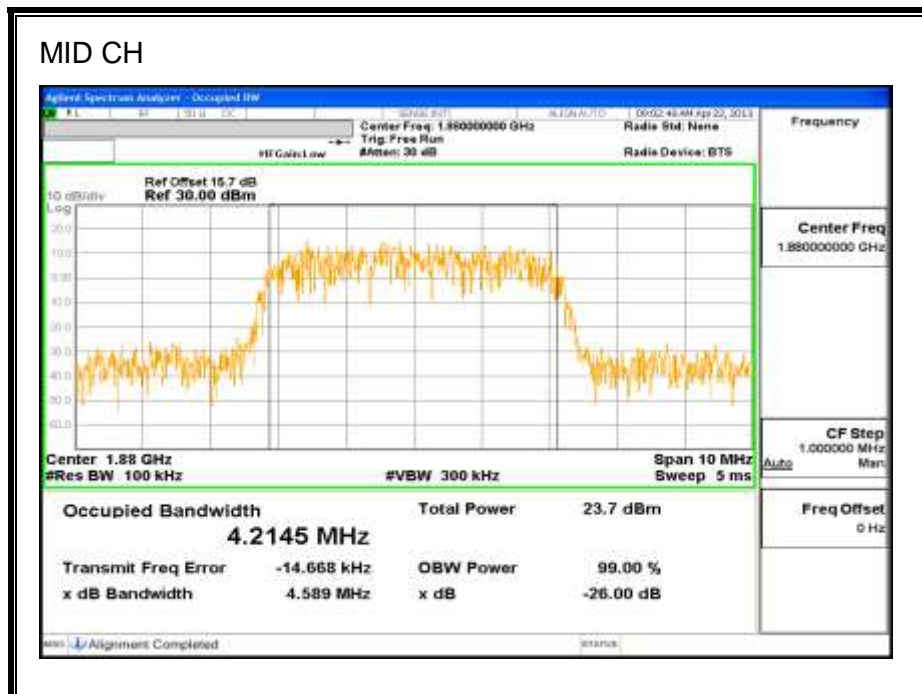
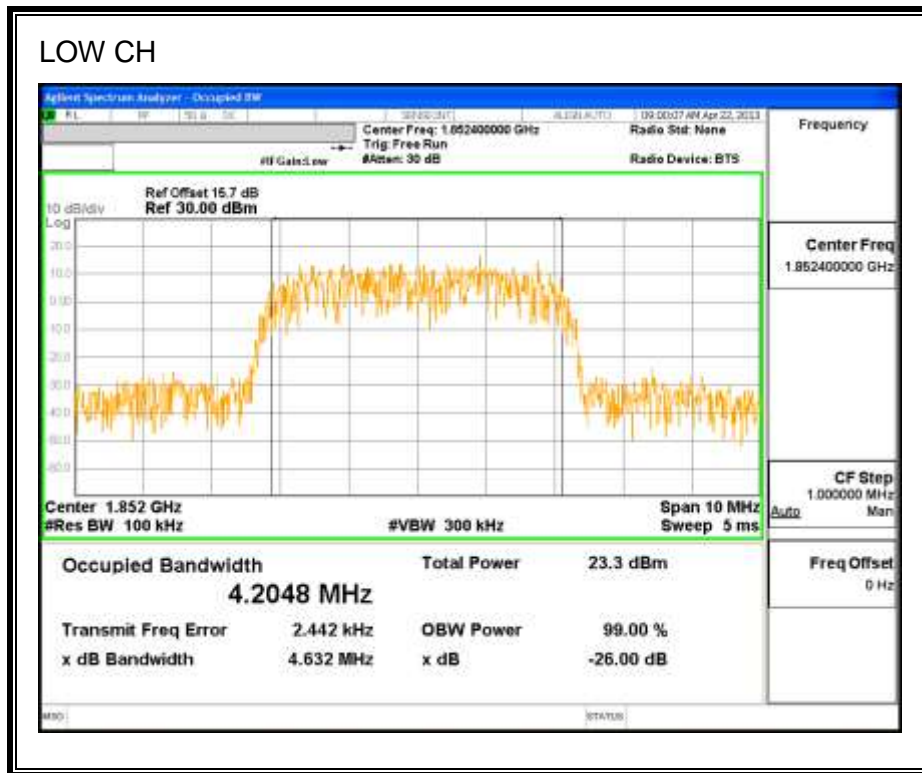
**EGPRS 1900**

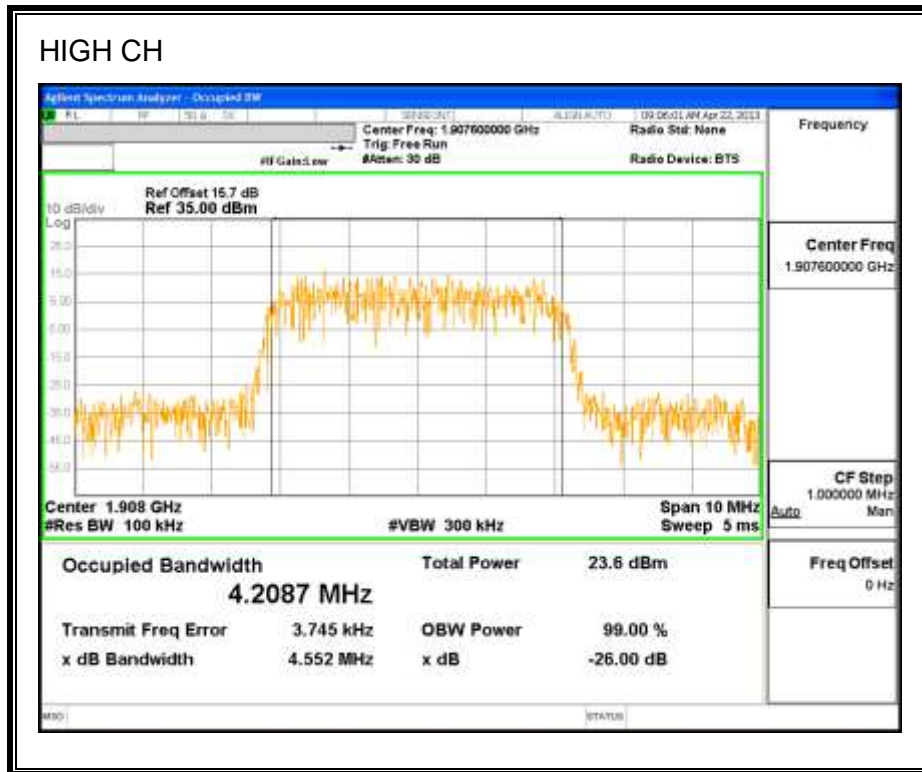




**WCDMA1900**

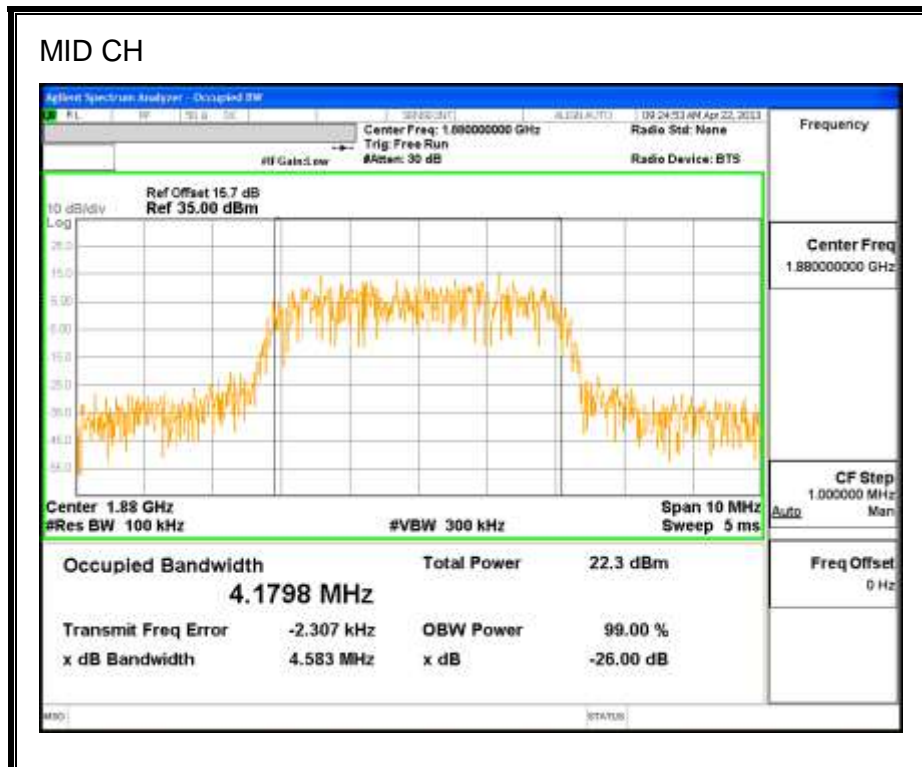
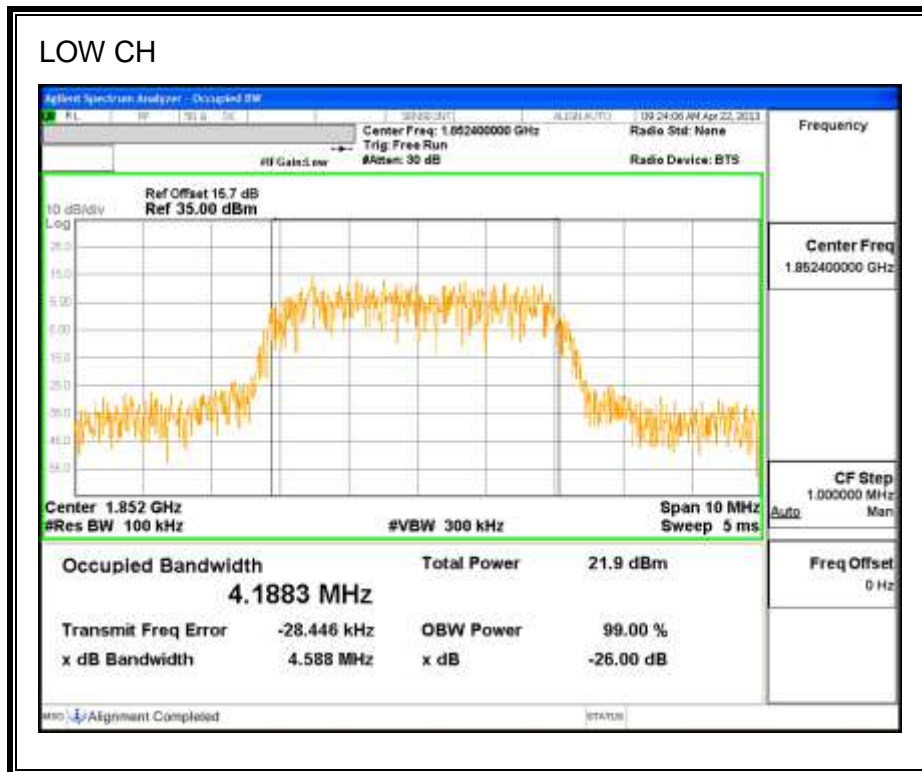
**REL 99 (PCS Band)**

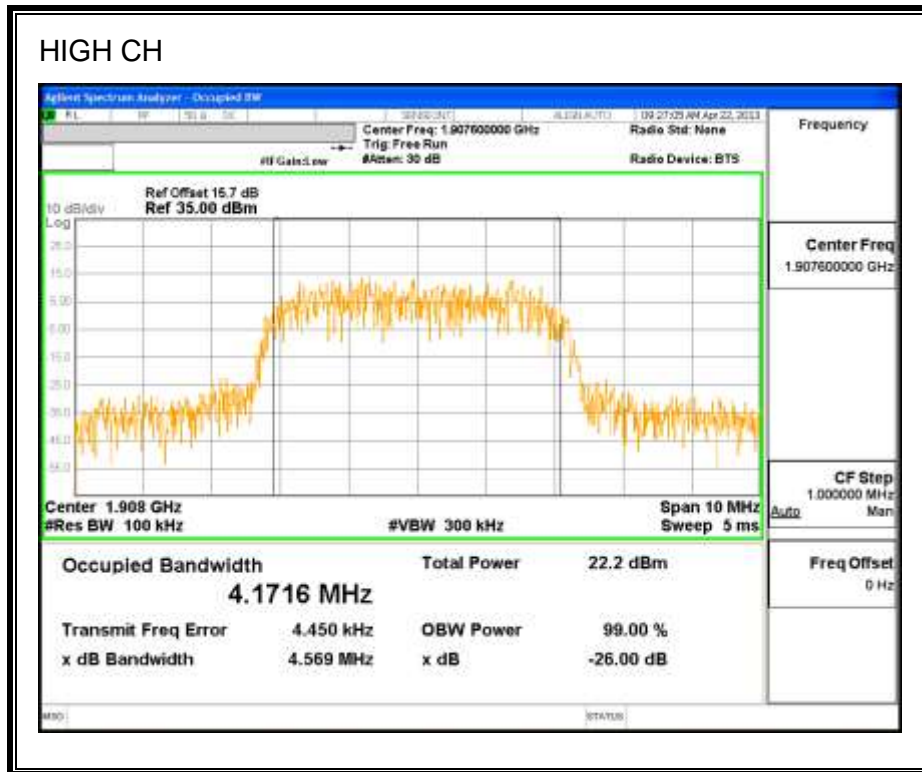






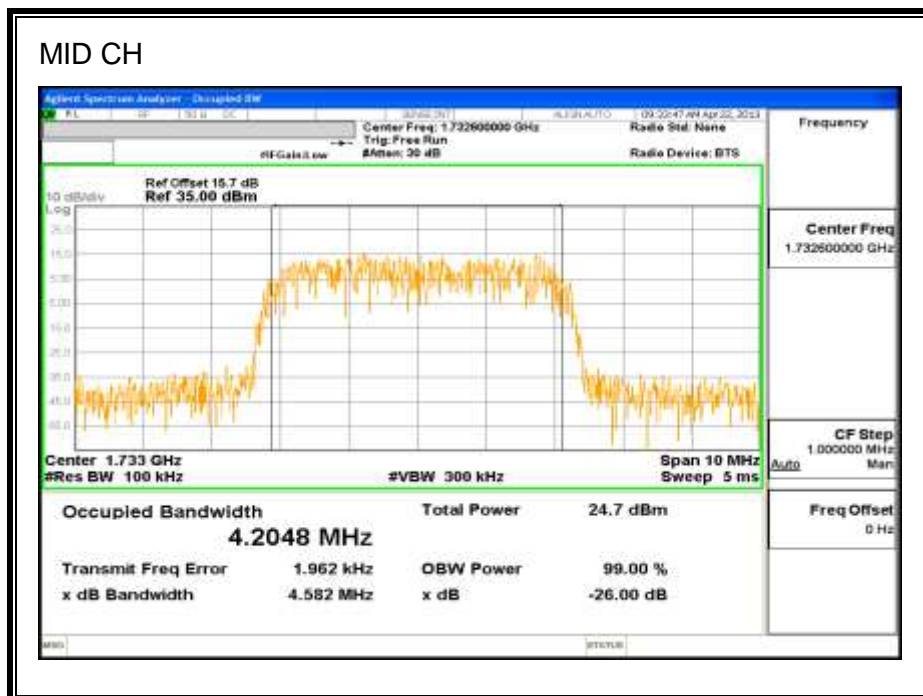
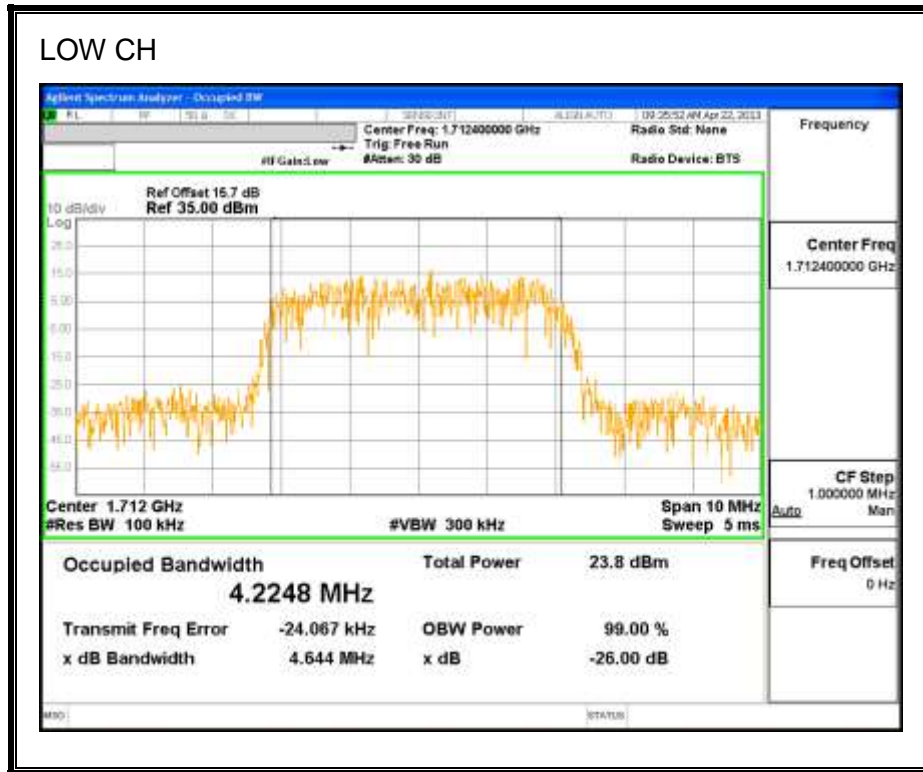
**HSDPA Mode (PCS Band)**

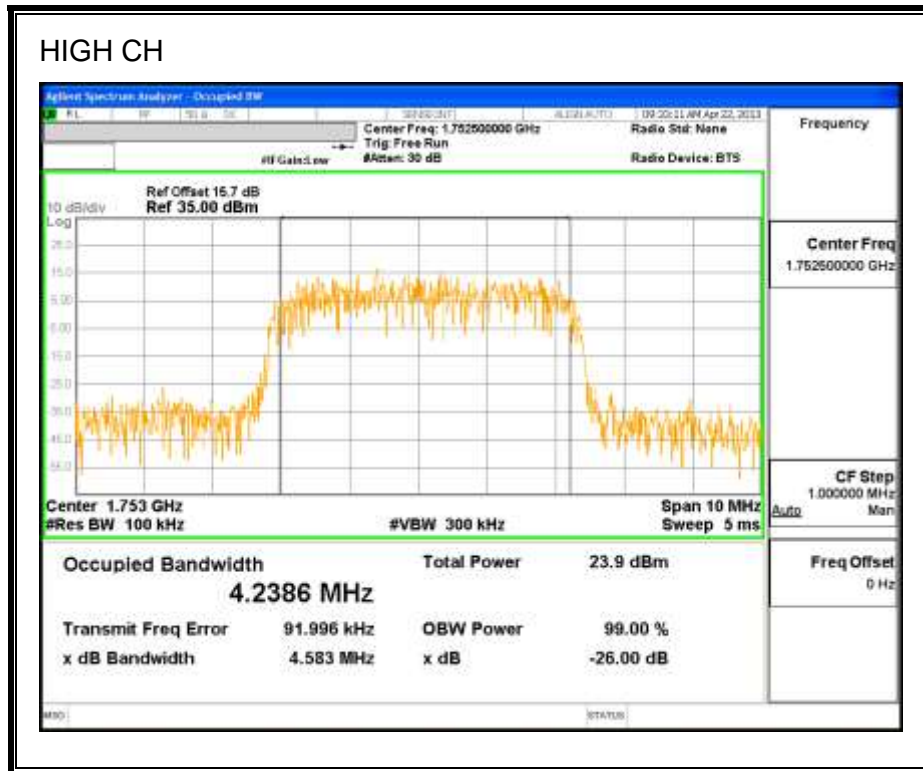




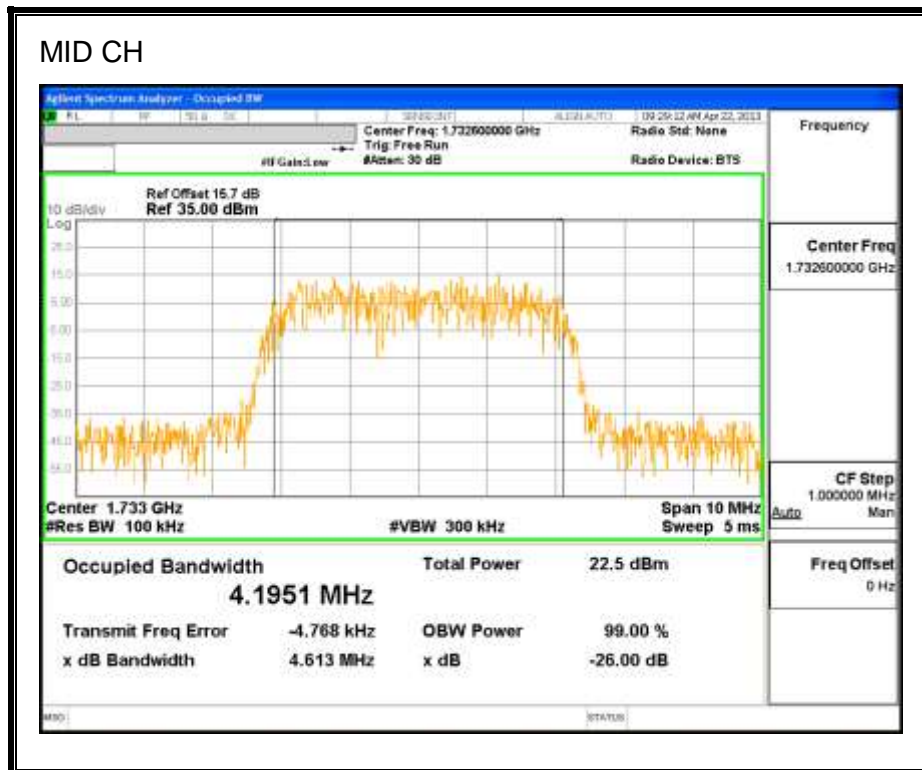
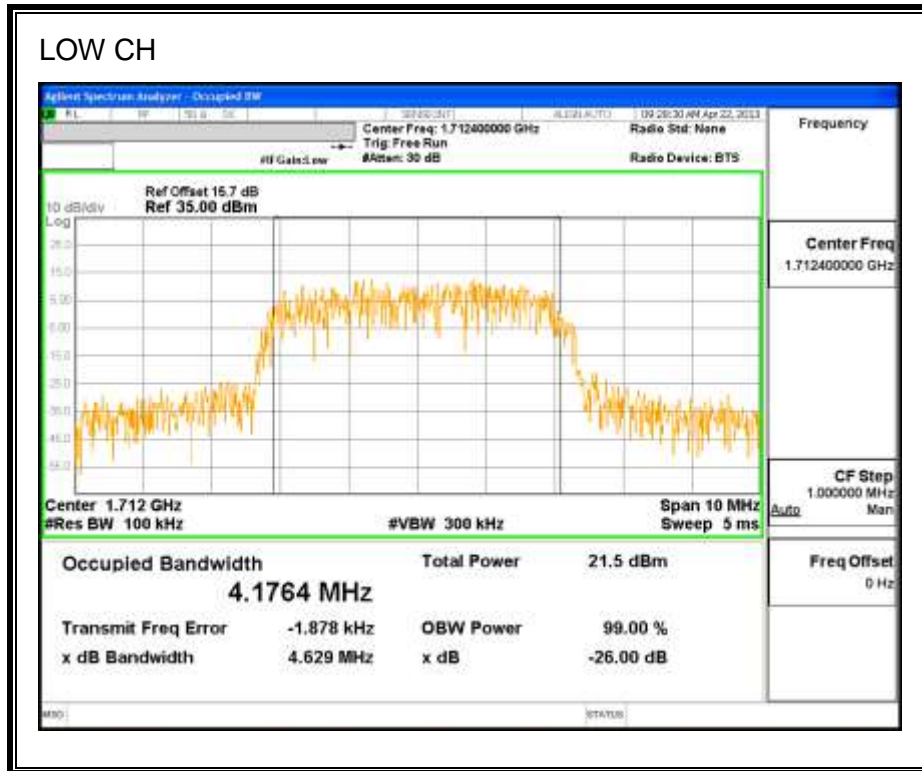
**WCDMA1700**

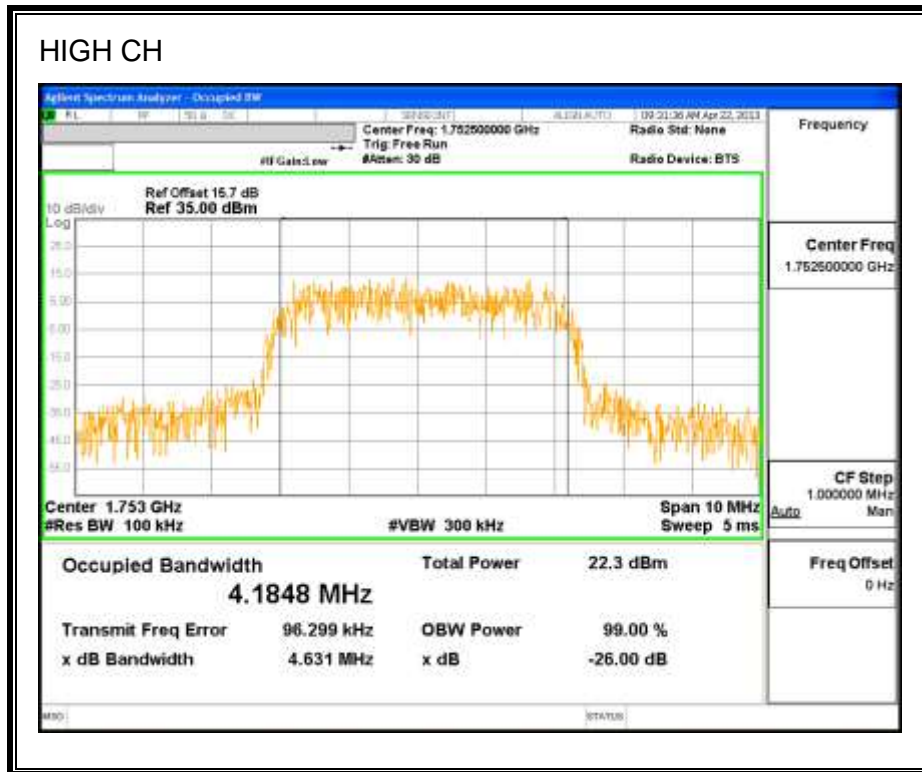
**Rel 99 (AWS Band)**



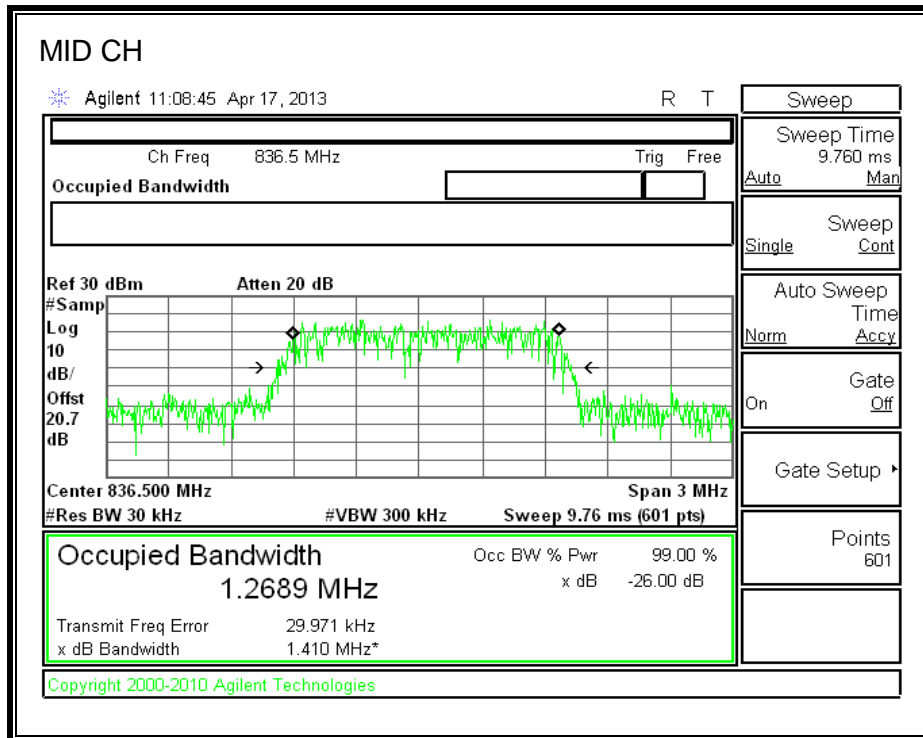
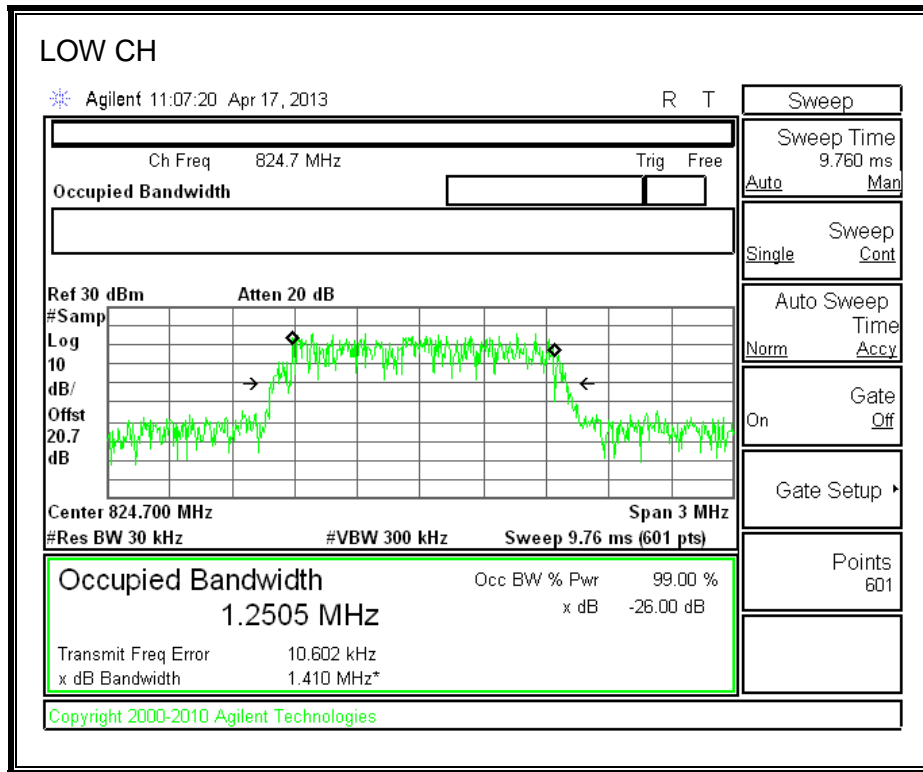


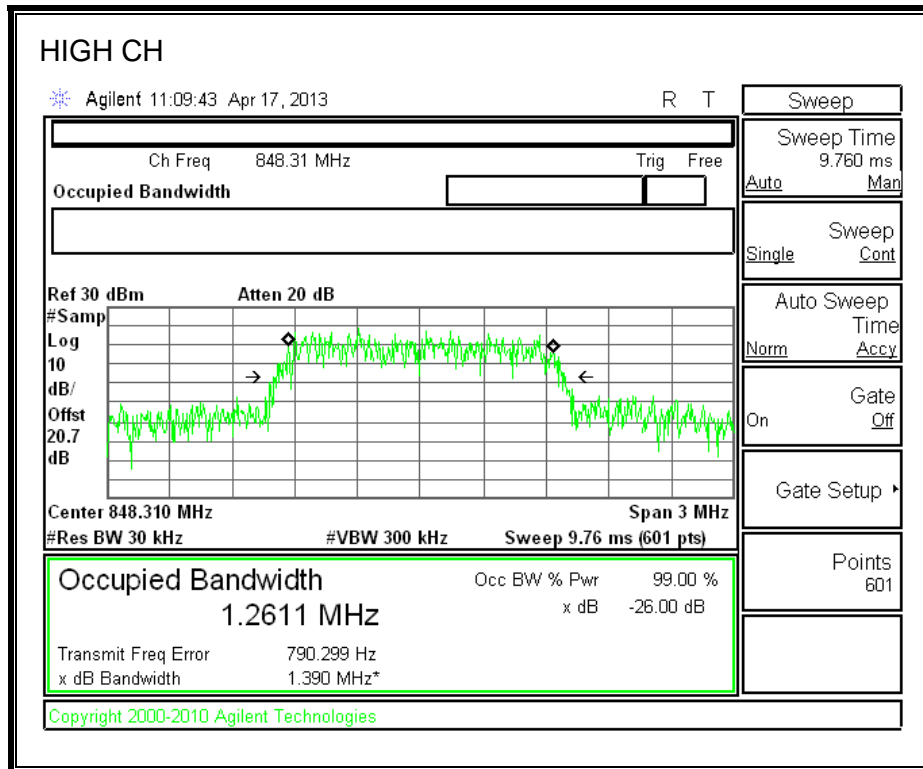
**HSDPA (AWS Band)**





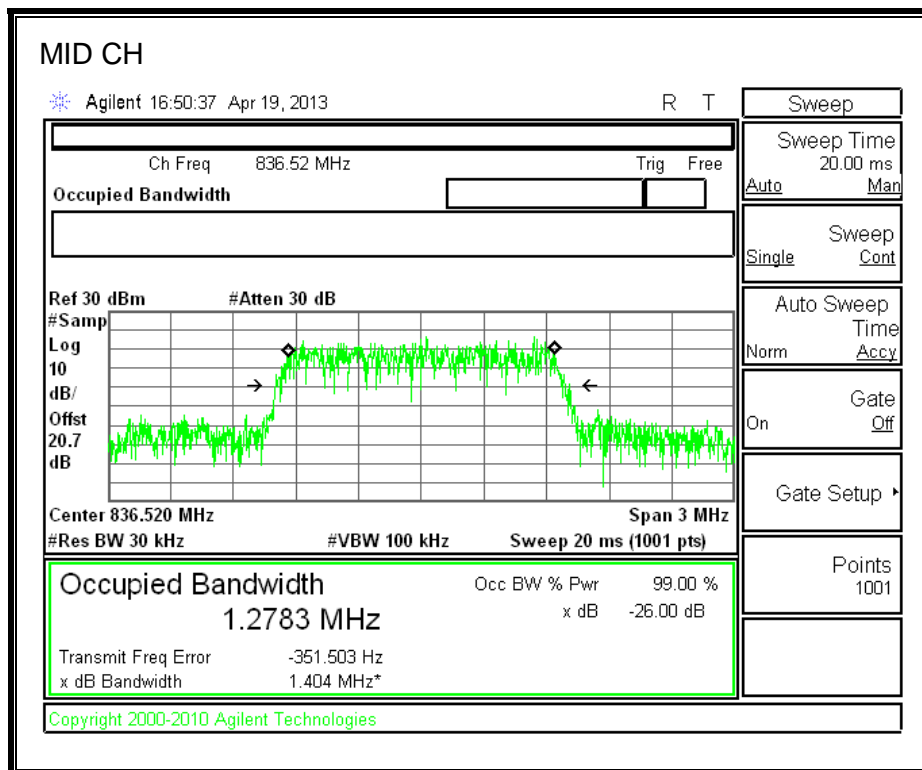
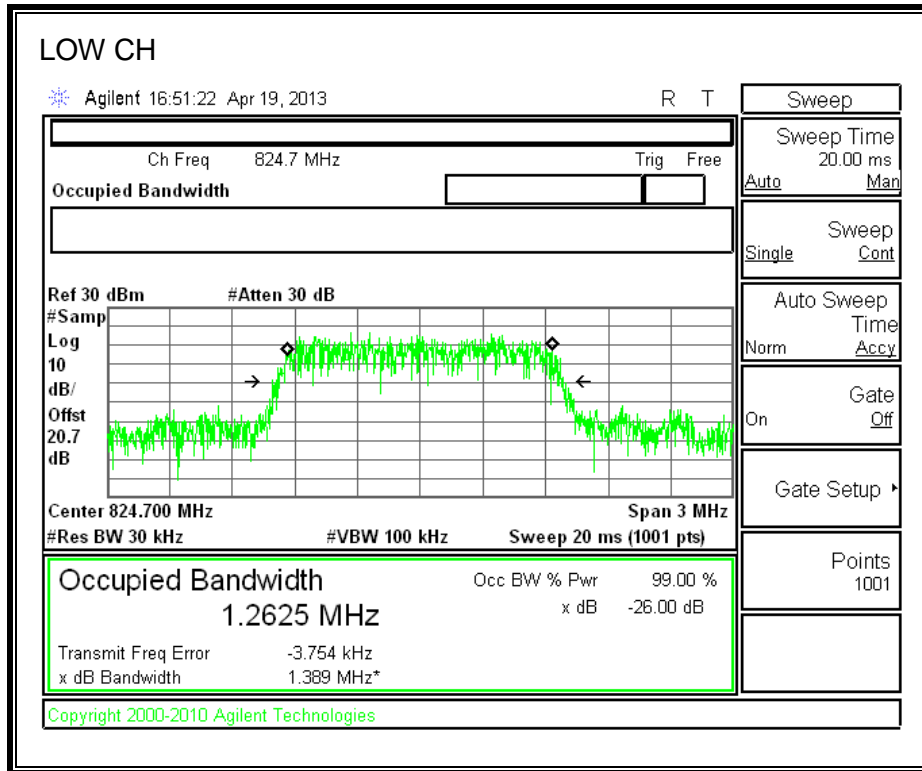
**CDMA2000 1xRTT, BC0**

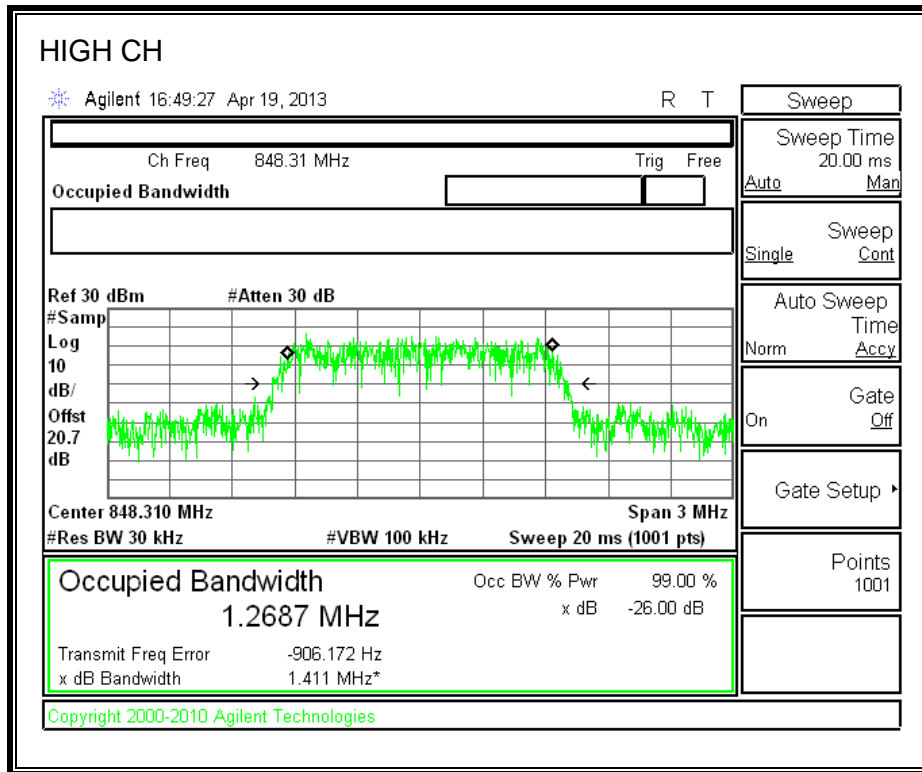




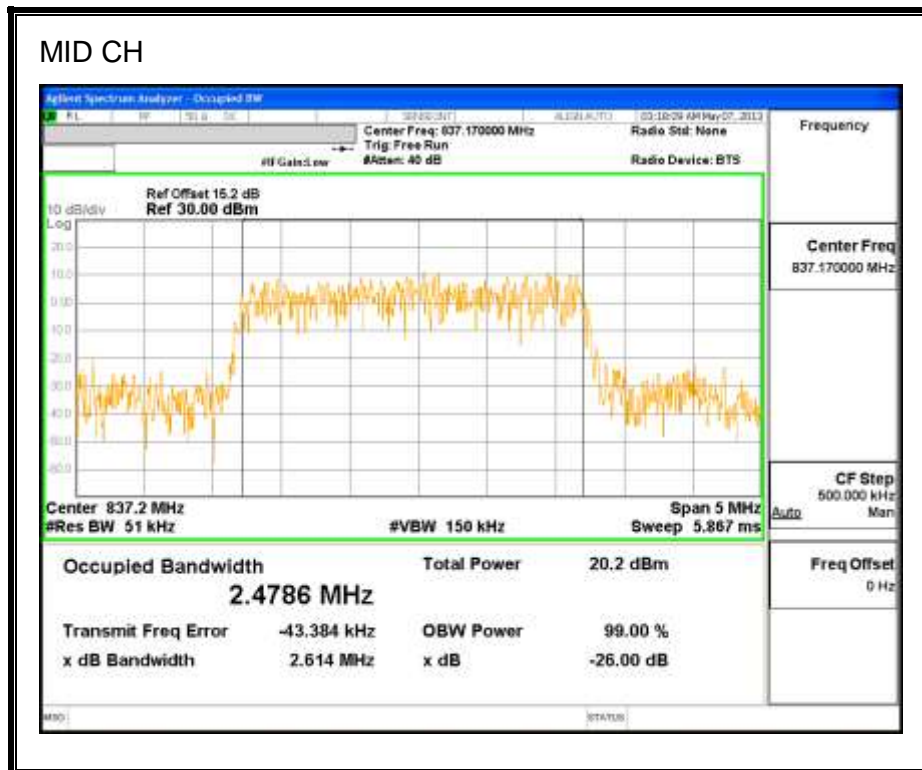
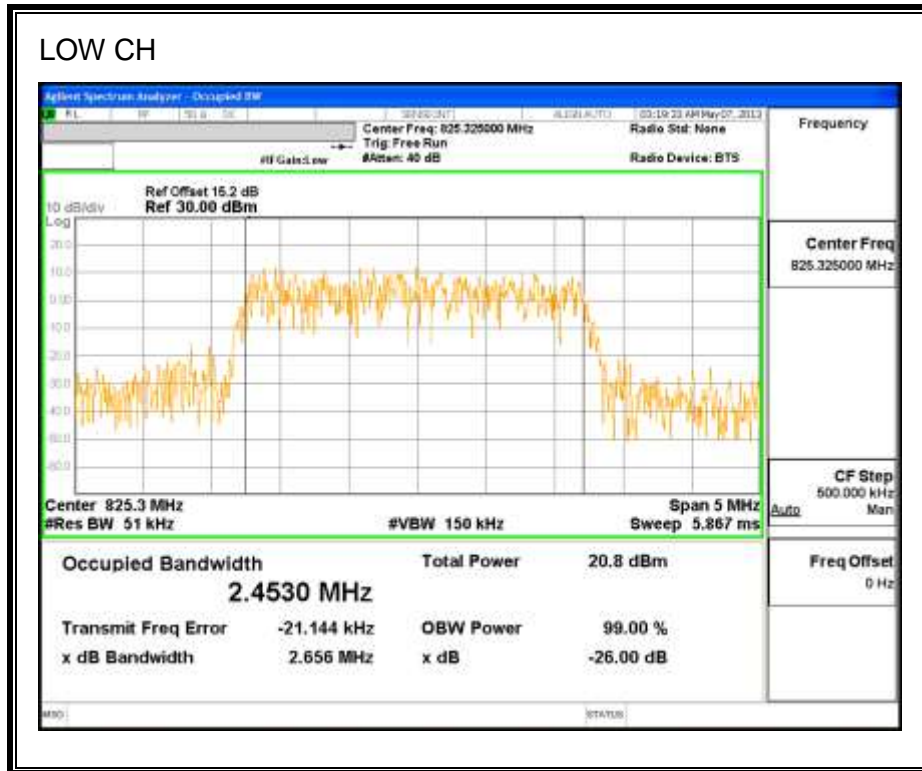


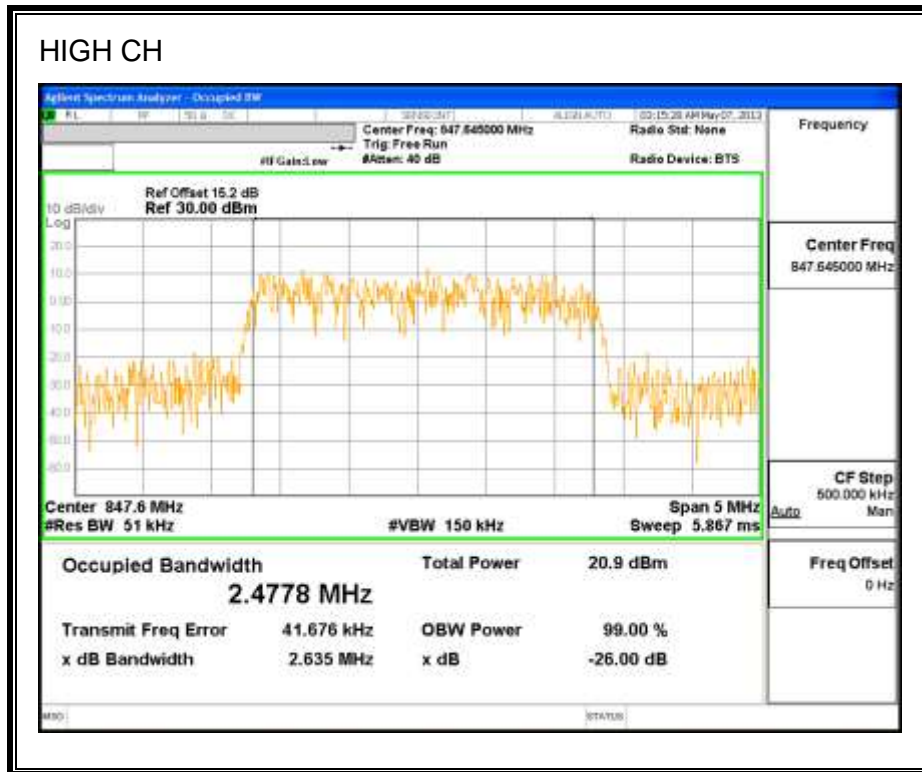
**1xEV-DO Rev A, BC 0**



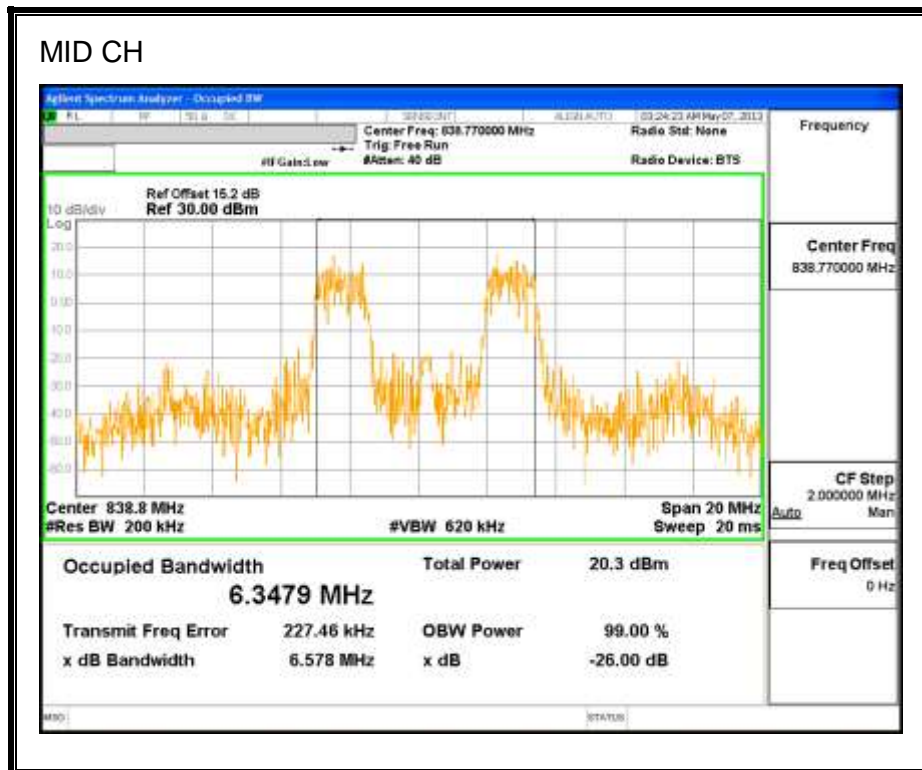
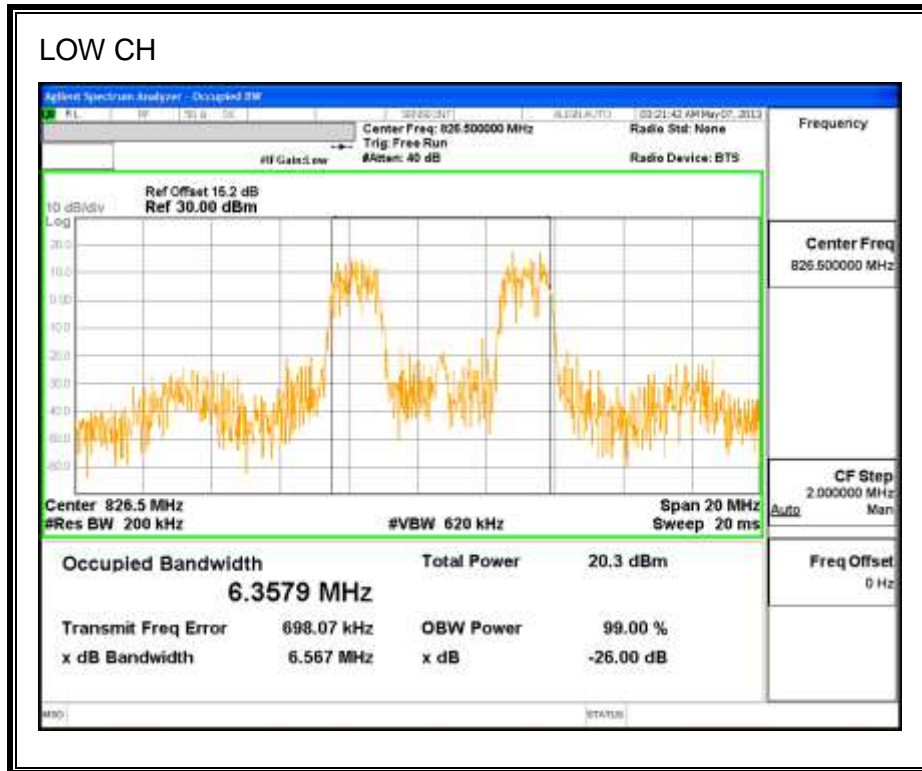


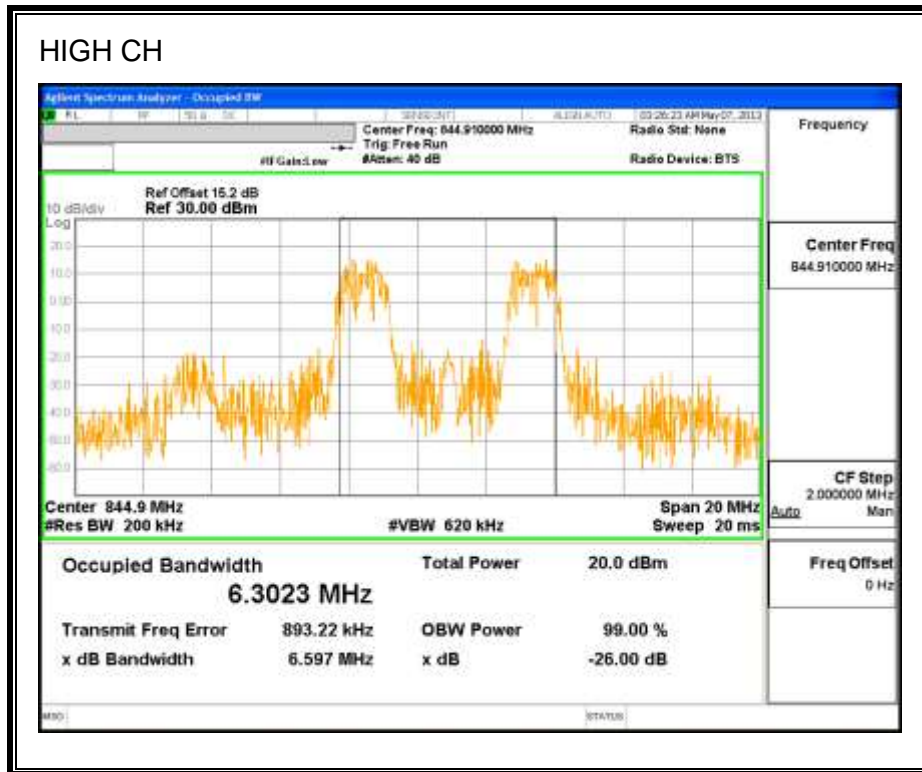
**1xEV-DO Rev B, 2 Carrier Min, BC 0**



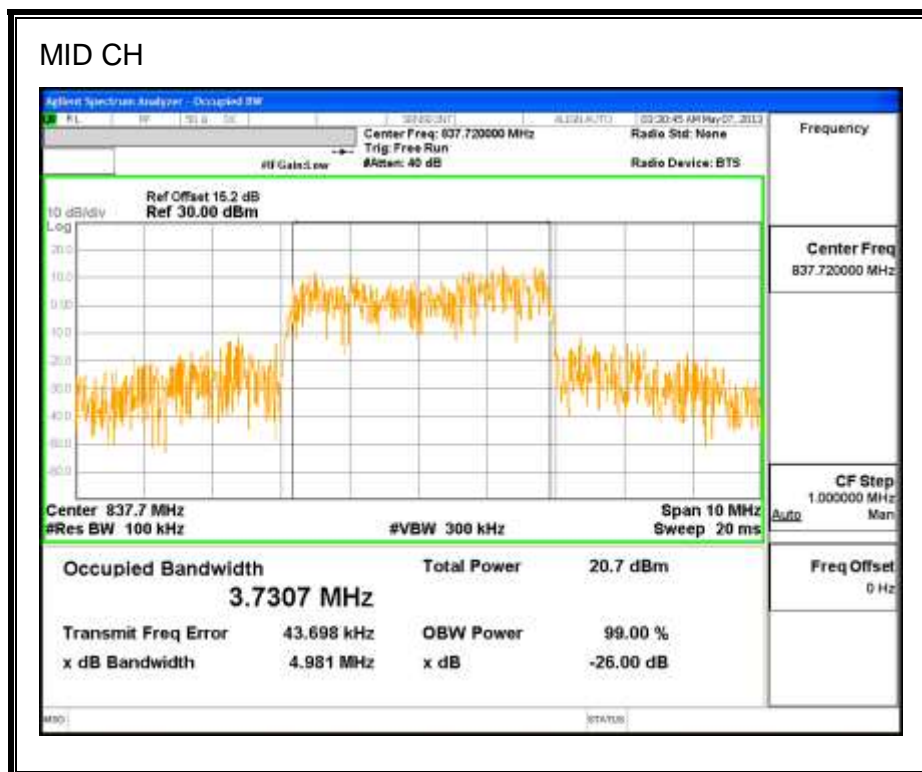
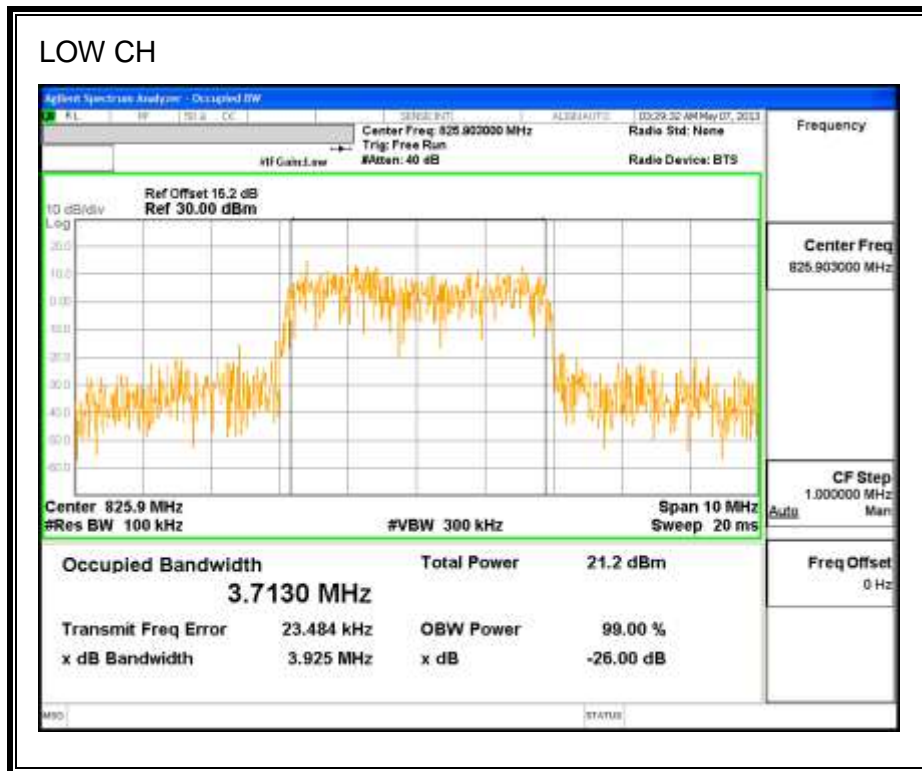


**1xEV-DO Rev B, 2 Carrier Max, BC 0**





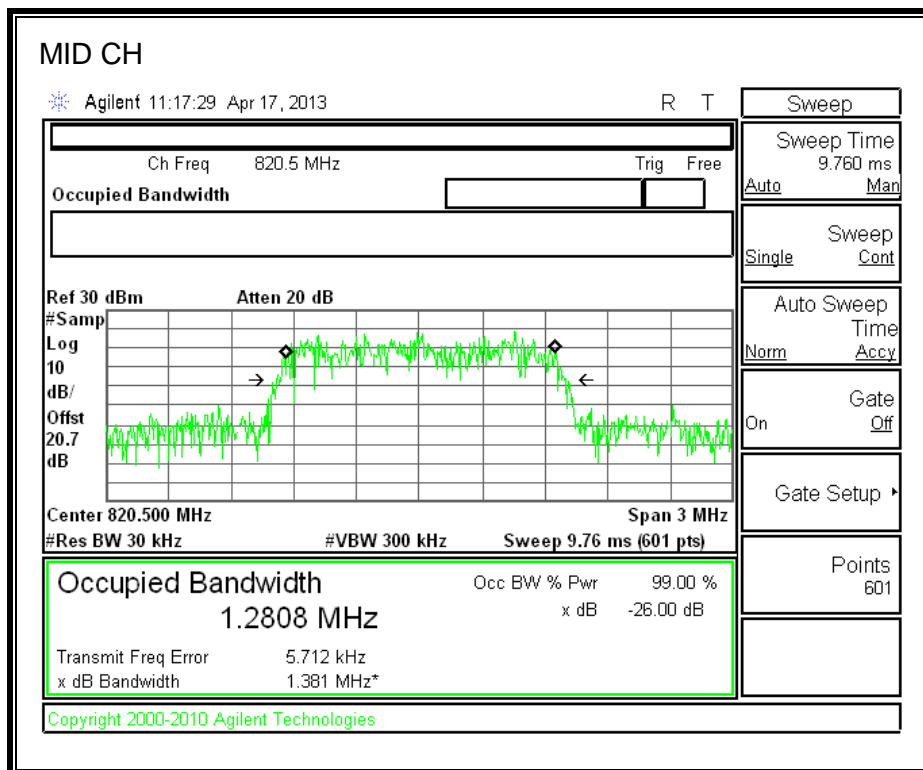
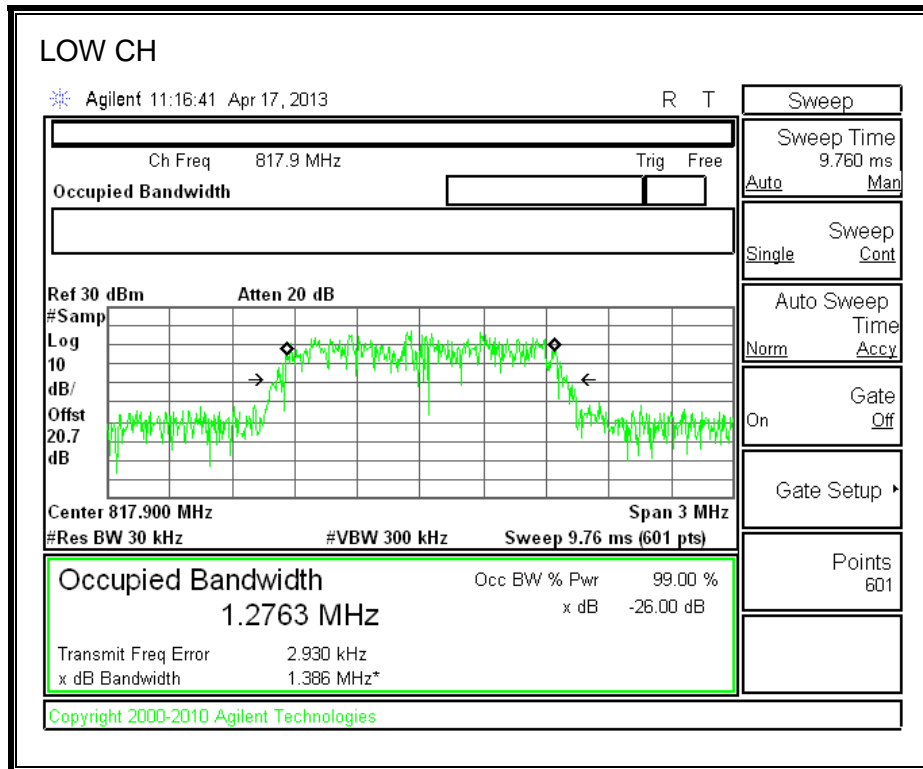
**1xEV-DO Rev B, 3 Carrier Min, BC 0**

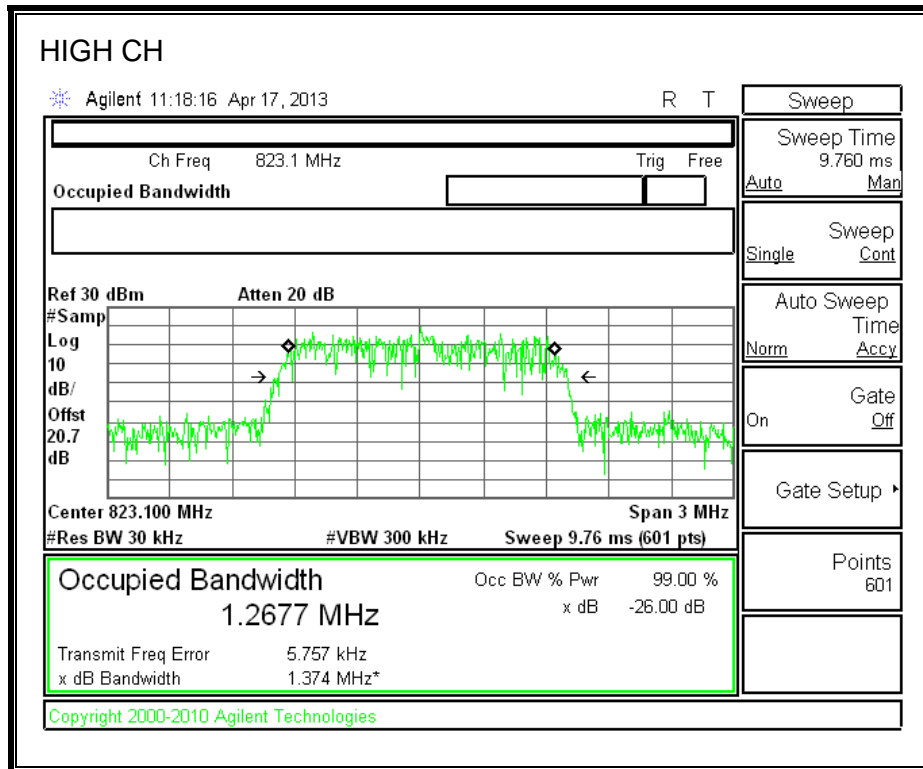




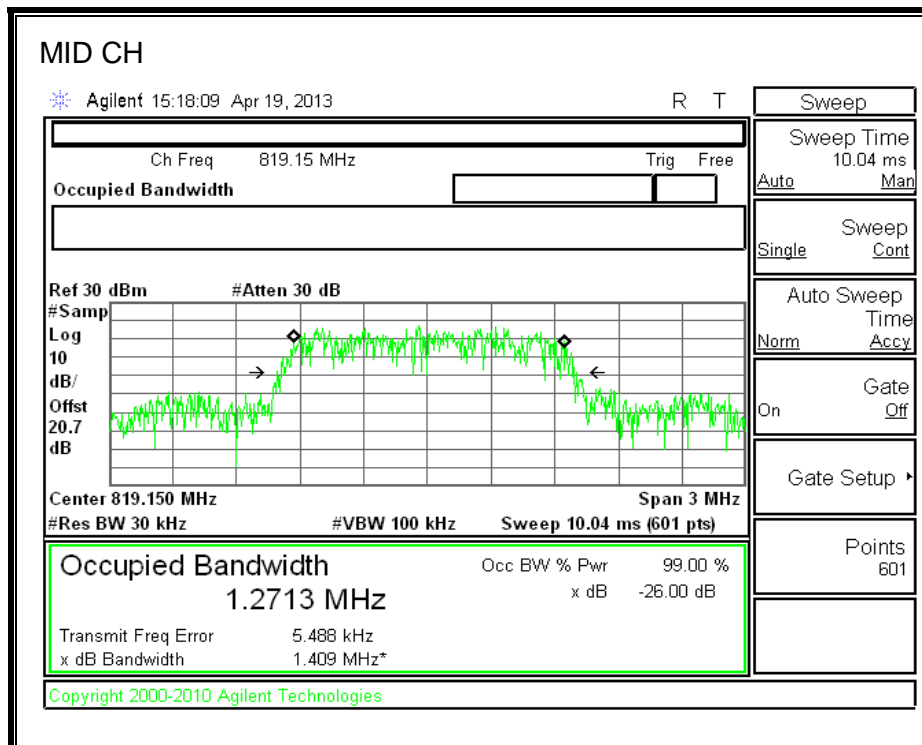
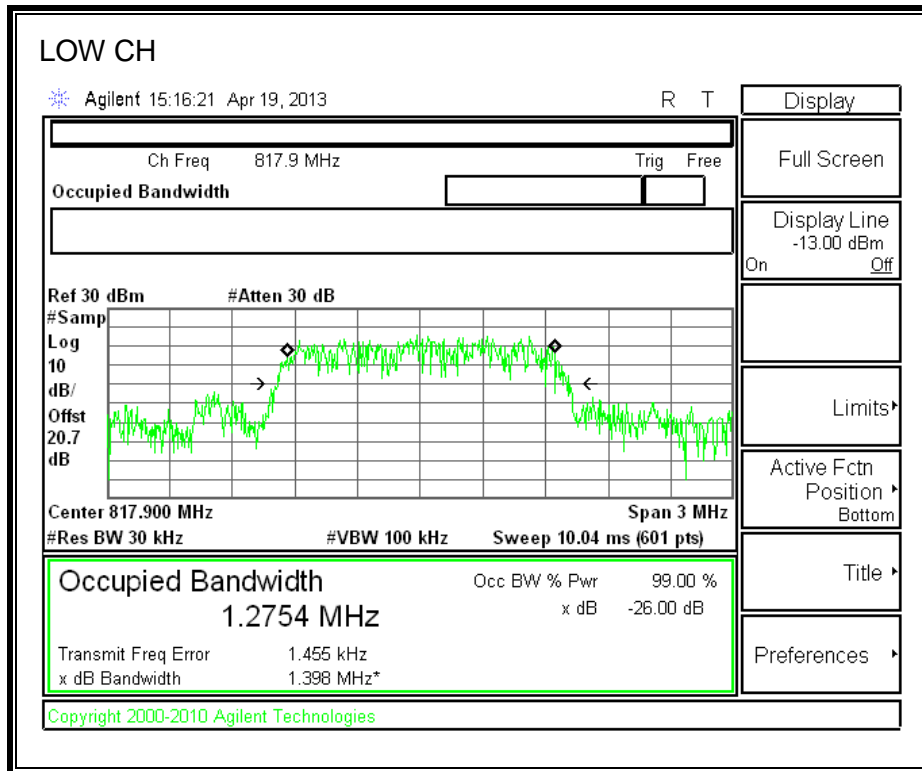


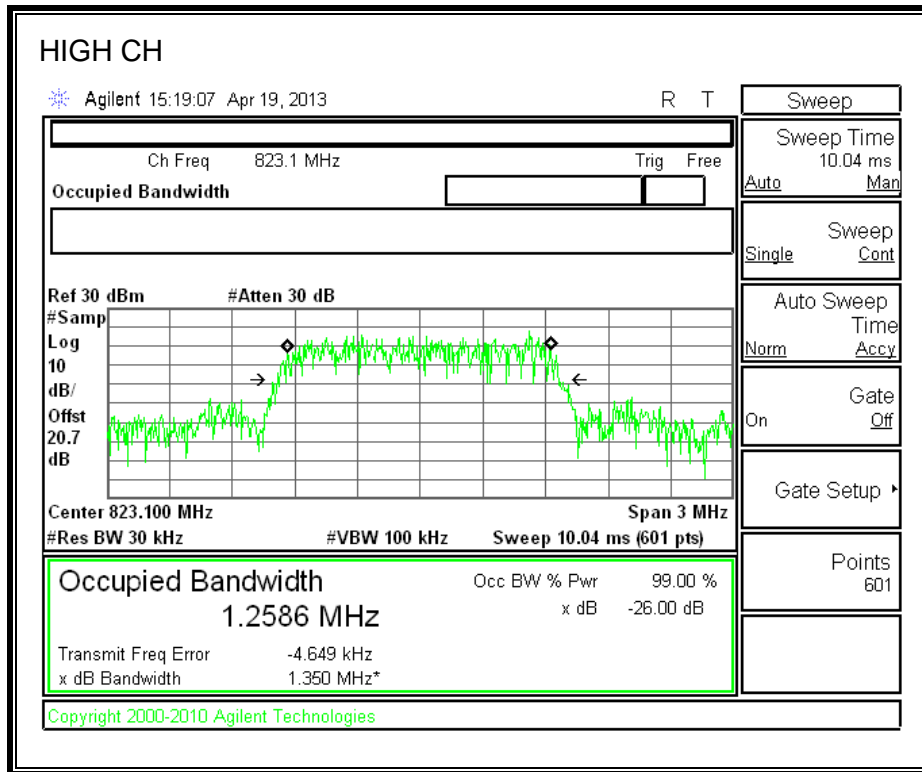
**1xRTT Mode, BC 10**



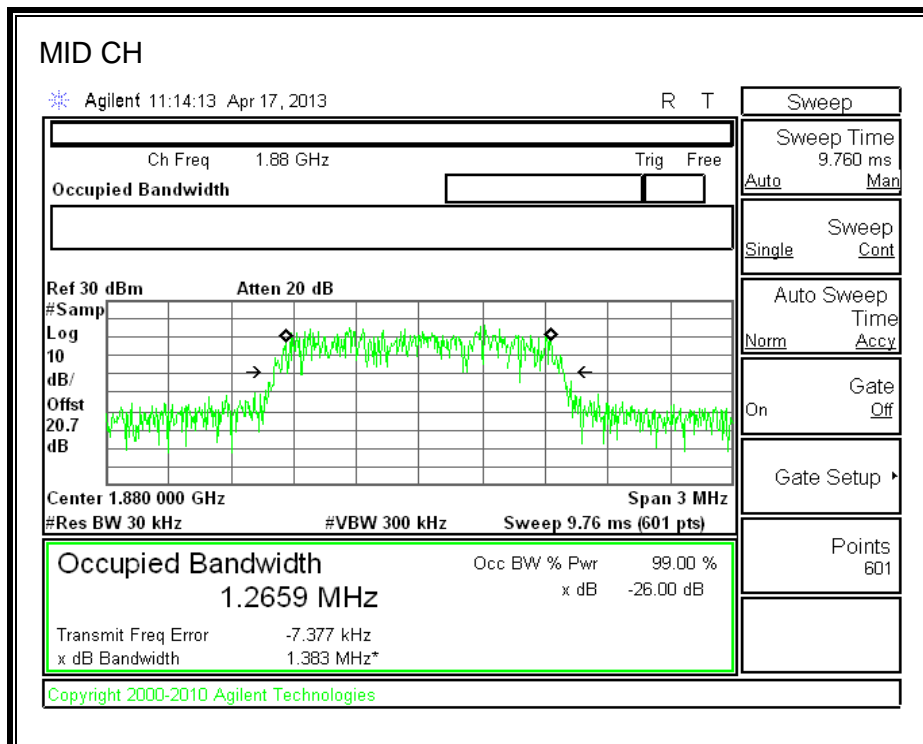
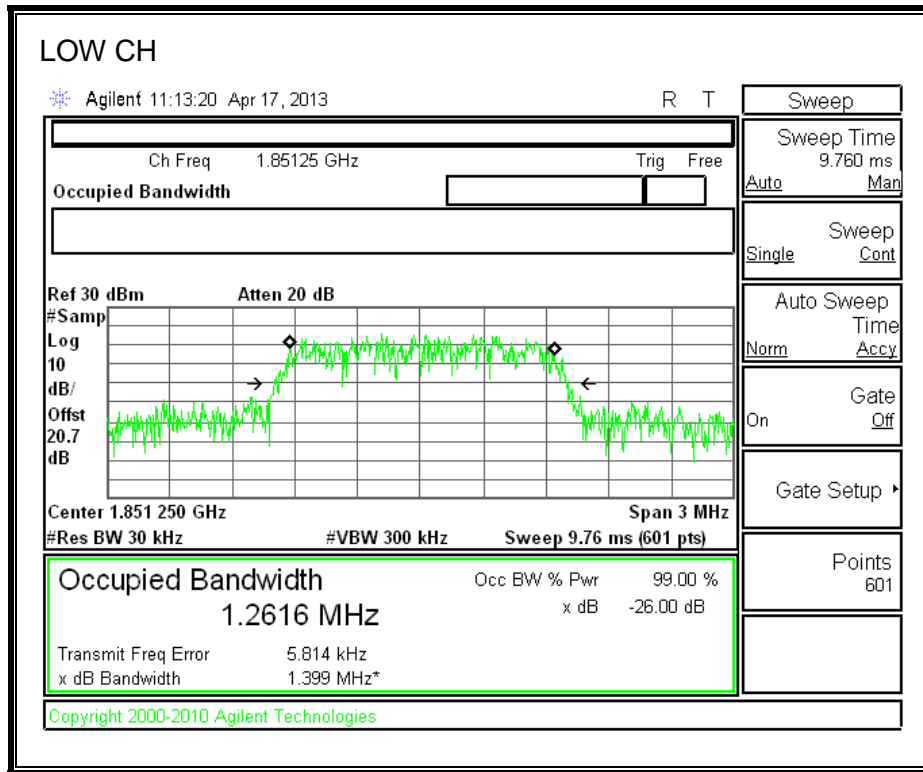


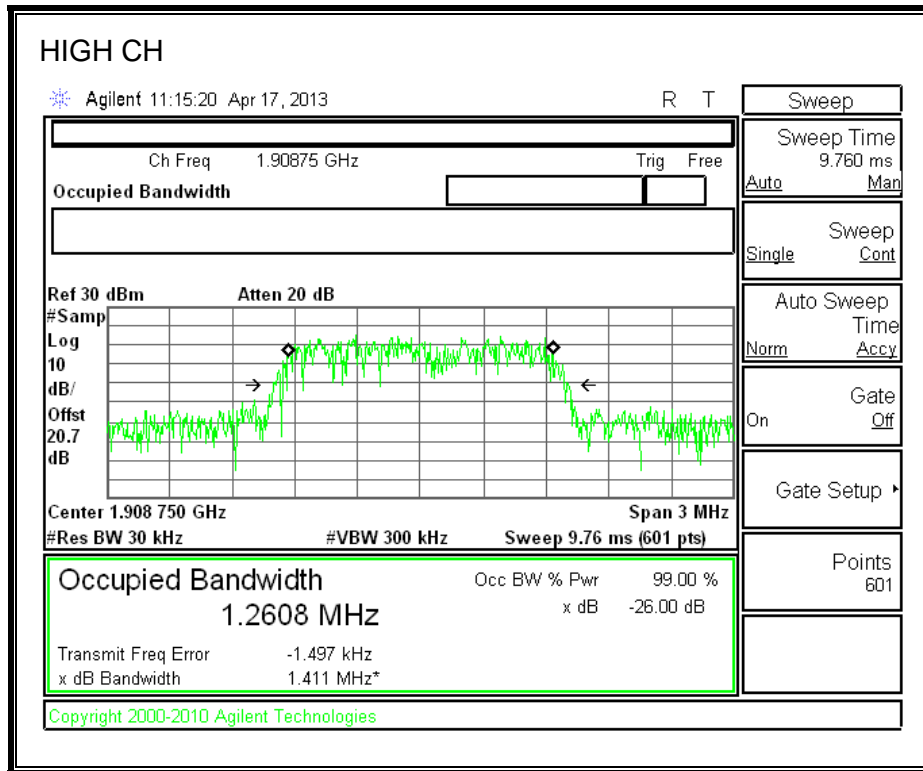
**1xEV-DO Rev A, BC 10**



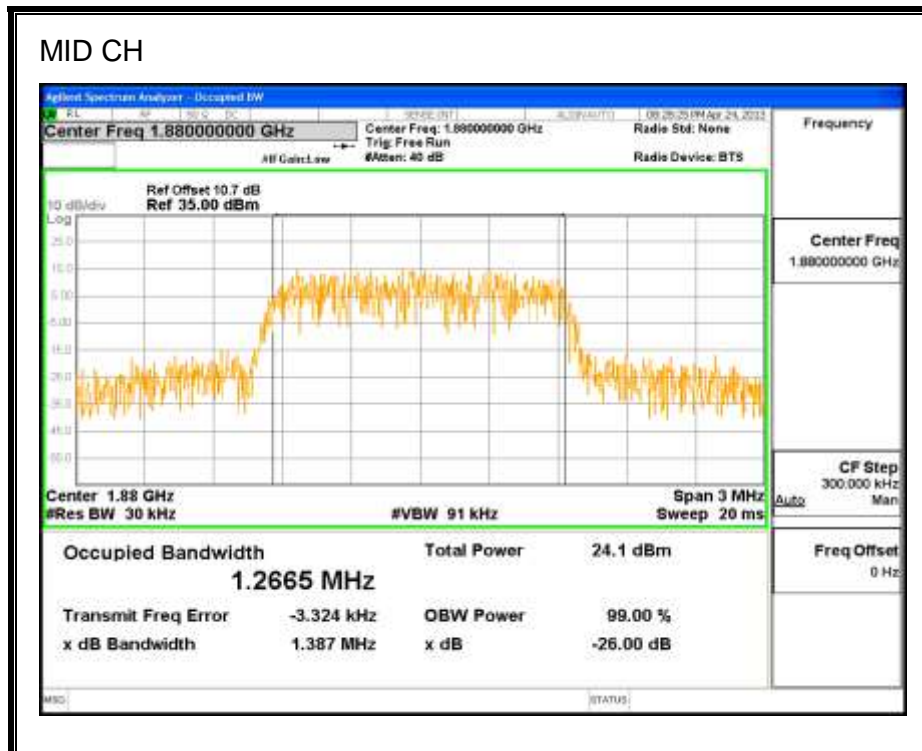
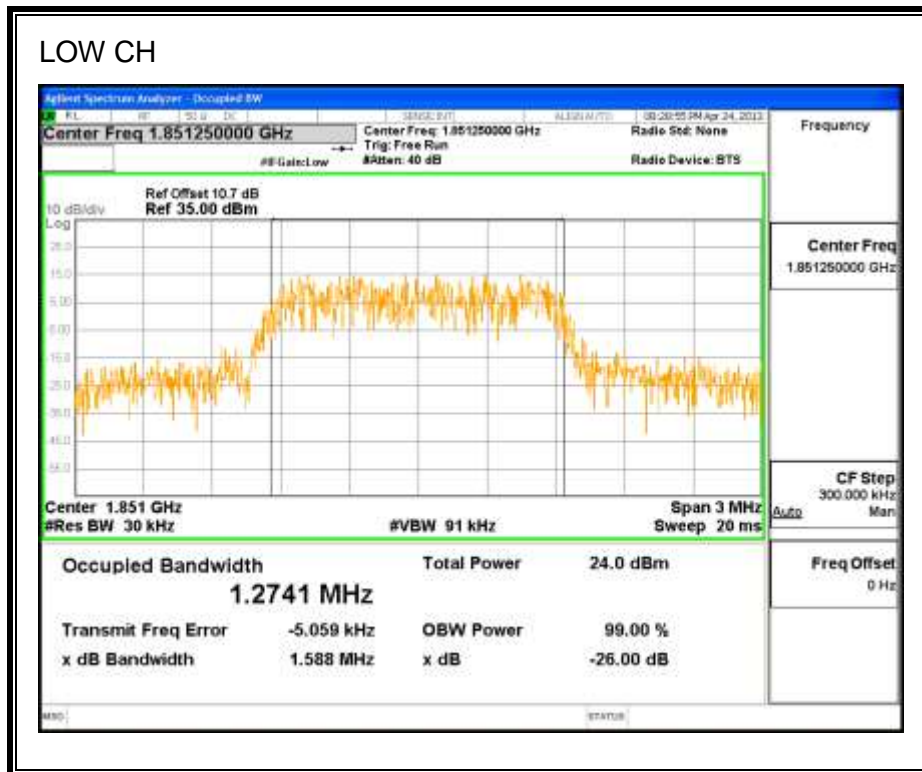


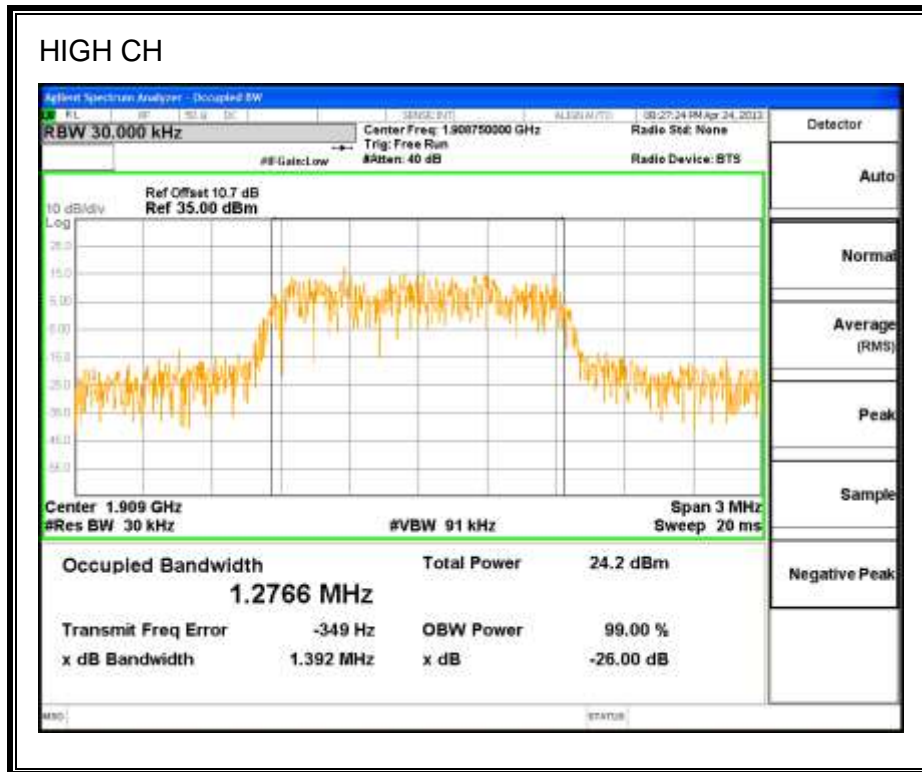
**1xRTT Mode, BC 1**





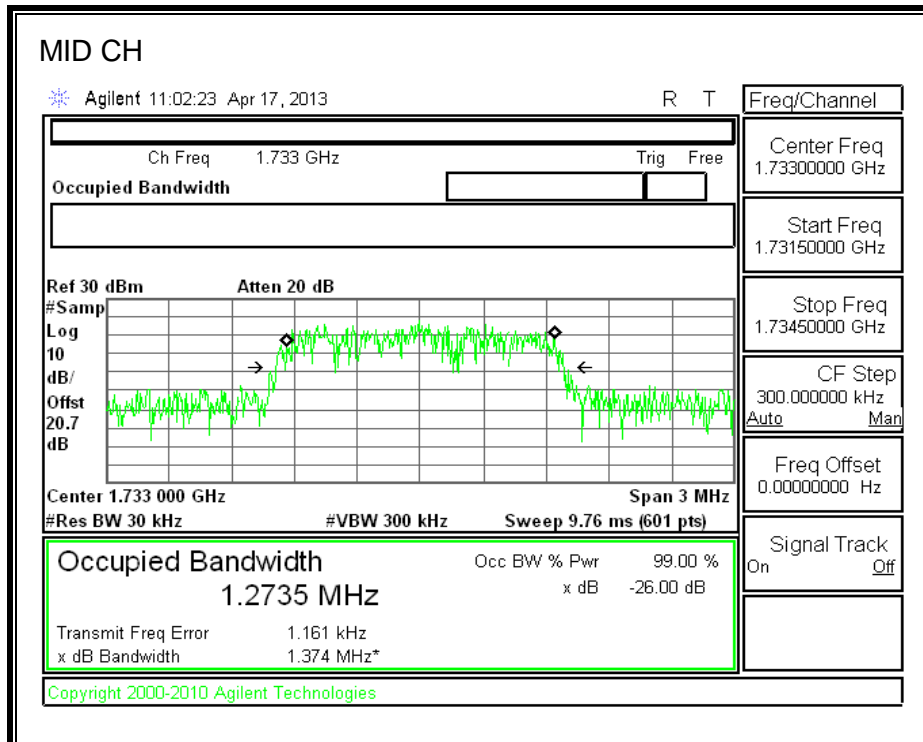
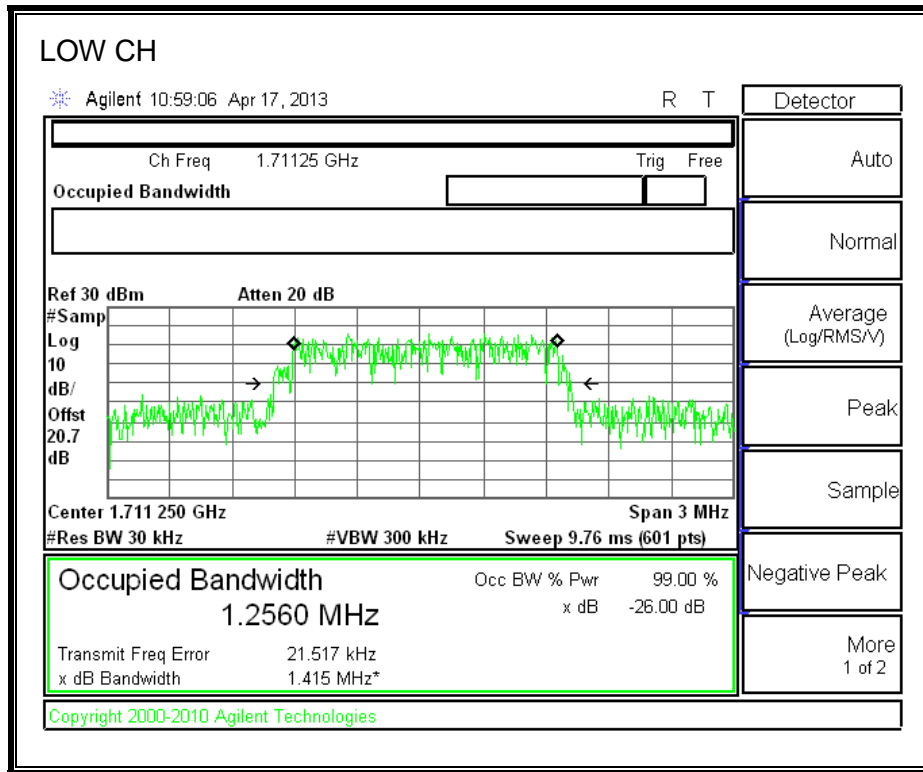
**1xEV-DO Rev A, BC 1**

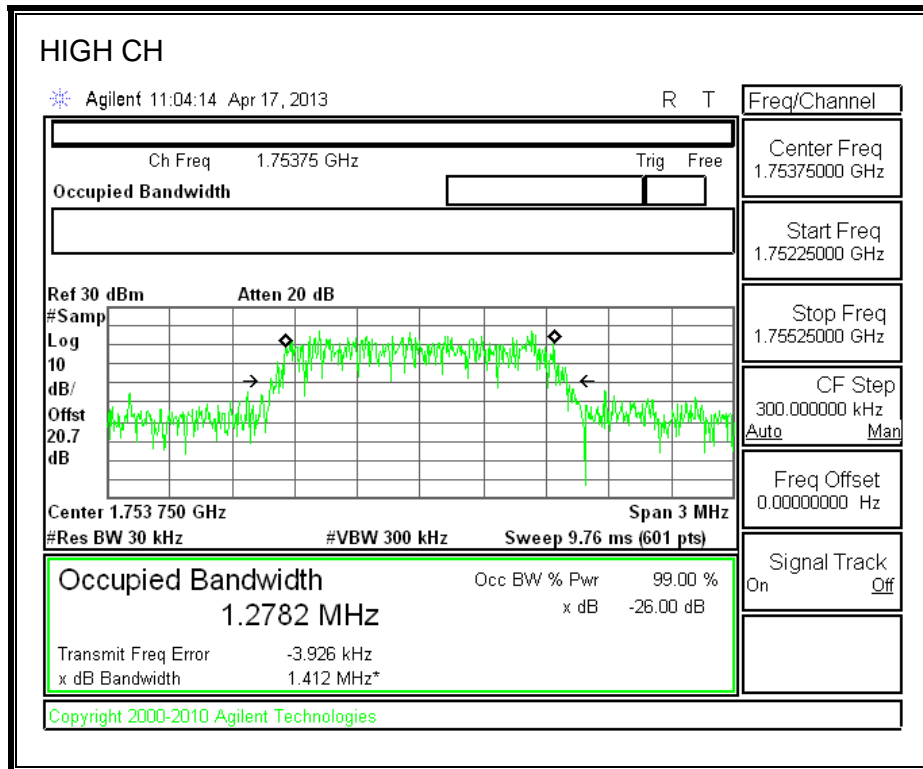




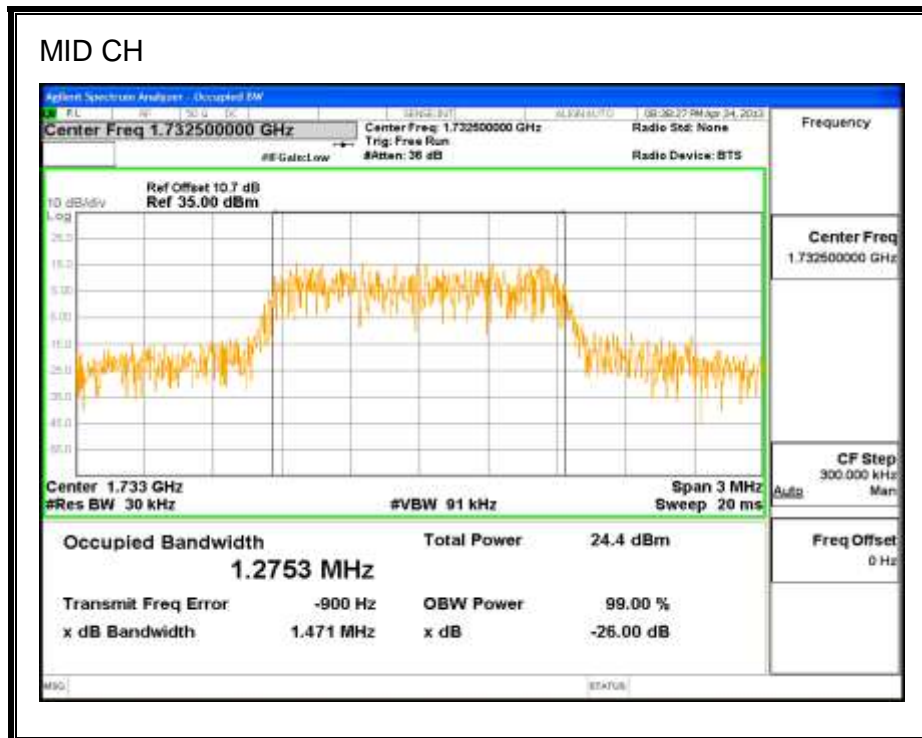
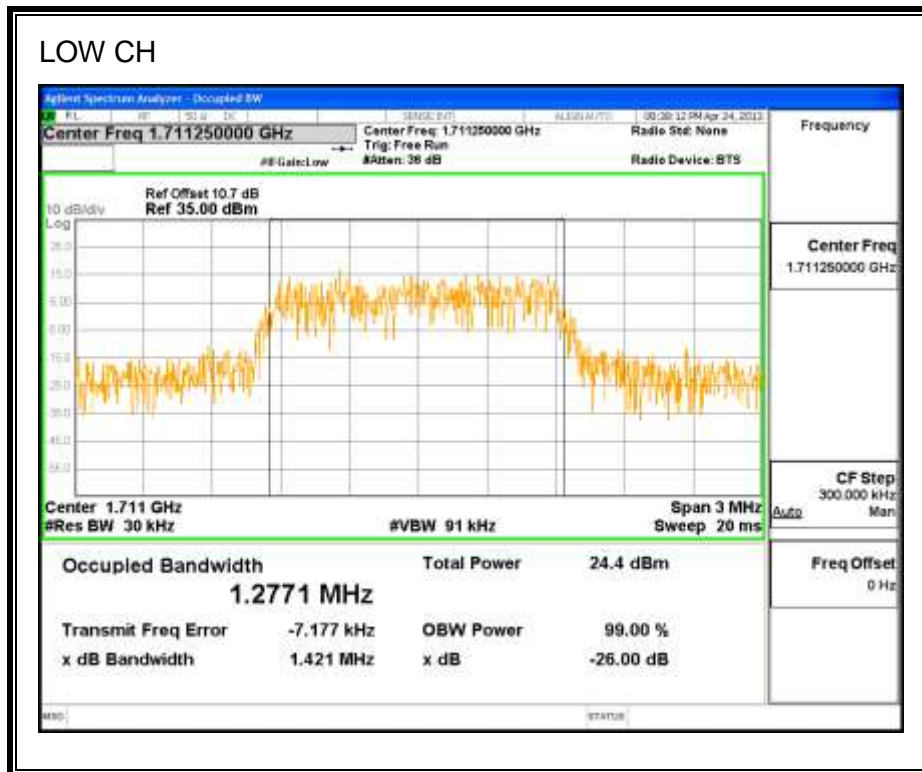


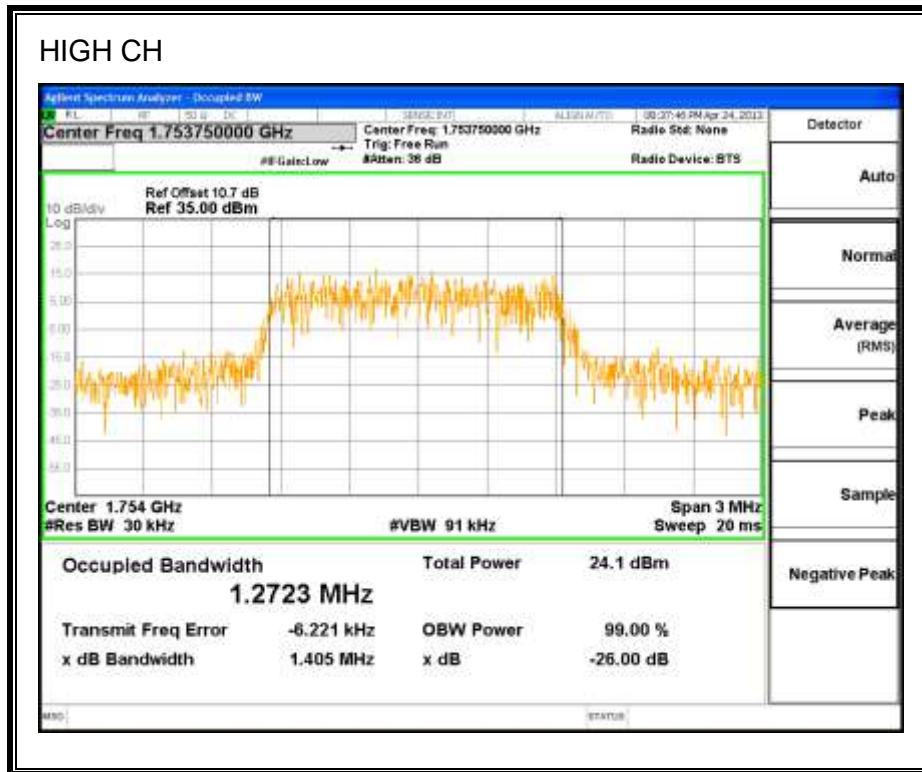
**1xRTT Mode, BC 15**





**1xEV-DO, Rev A BC 15**





## **8.2. BAND EDGE**

### **RULE PART(S)**

FCC: §22.359, 24.238, 27.53 and 90.691

### **LIMITS**

The power of any emission outside of the authorized operating frequency ranges must be attenuated below the transmitting power (P) by a factor of at least  $43 + 10 \log (P)$  dB.

### **TEST PROCEDURE**

The transmitter output was connected to a Agilent 8960 Test Set and configured to operate at maximum power. The band edge emissions were measured at the required operating frequencies in each band on the Spectrum Analyzer.

For each band edge measurement:

- Set the spectrum analyzer span to include the block edge frequency (704, 716, 824, 849, 1710, 1755, 1850 and 1910MHz)
- Set a marker to point the corresponding band edge frequency in each test case.
- Set display line at -13 dBm
- Set resolution bandwidth to at least 1% of emission bandwidth.
- .

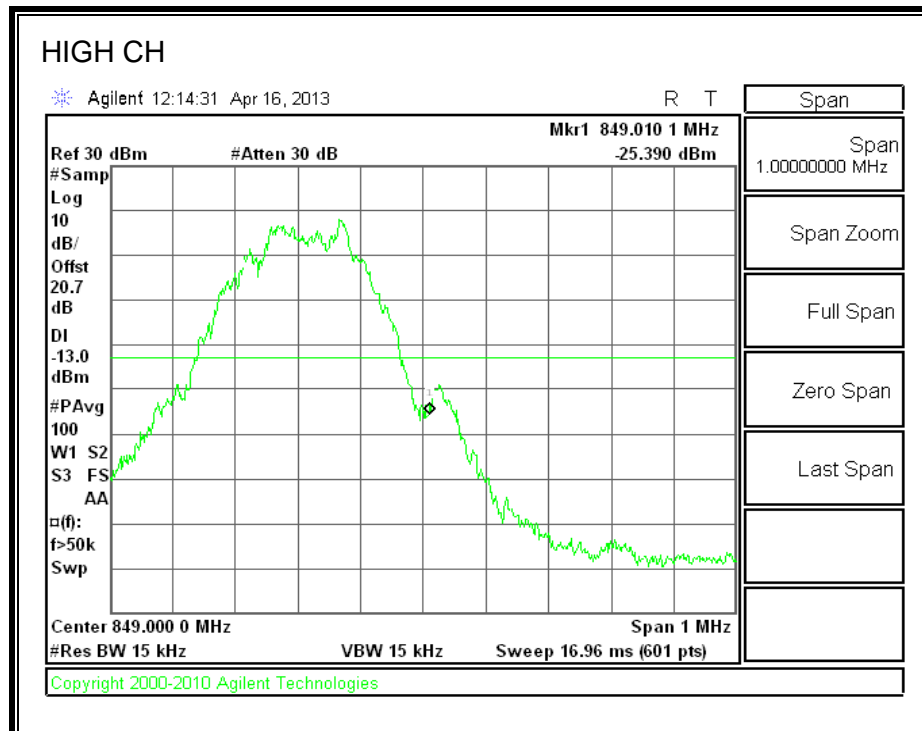
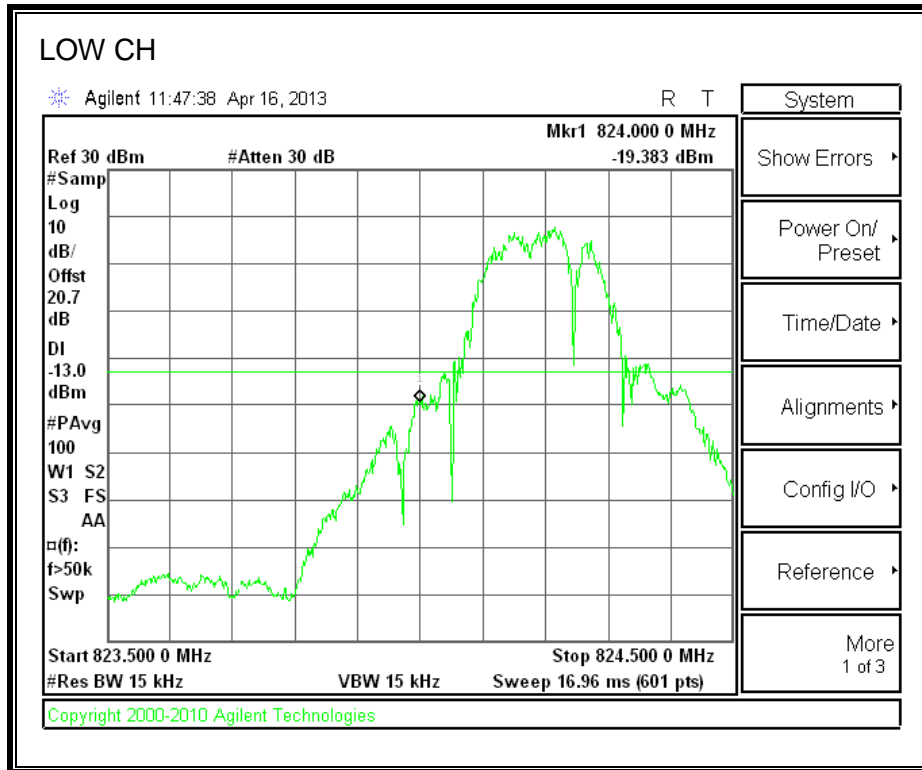
### **MODES TESTED**

- GPRS and EGPRS
- UMTS, REL 99 and HSDPA
- CDMA2000, BC0, BC10, BC1 and BC15

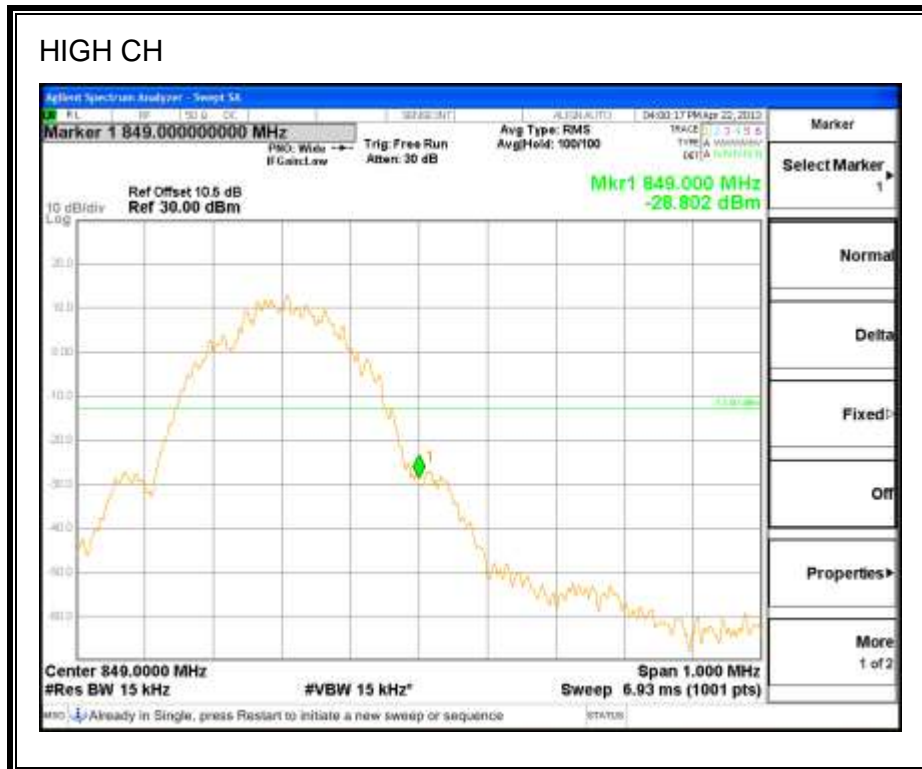
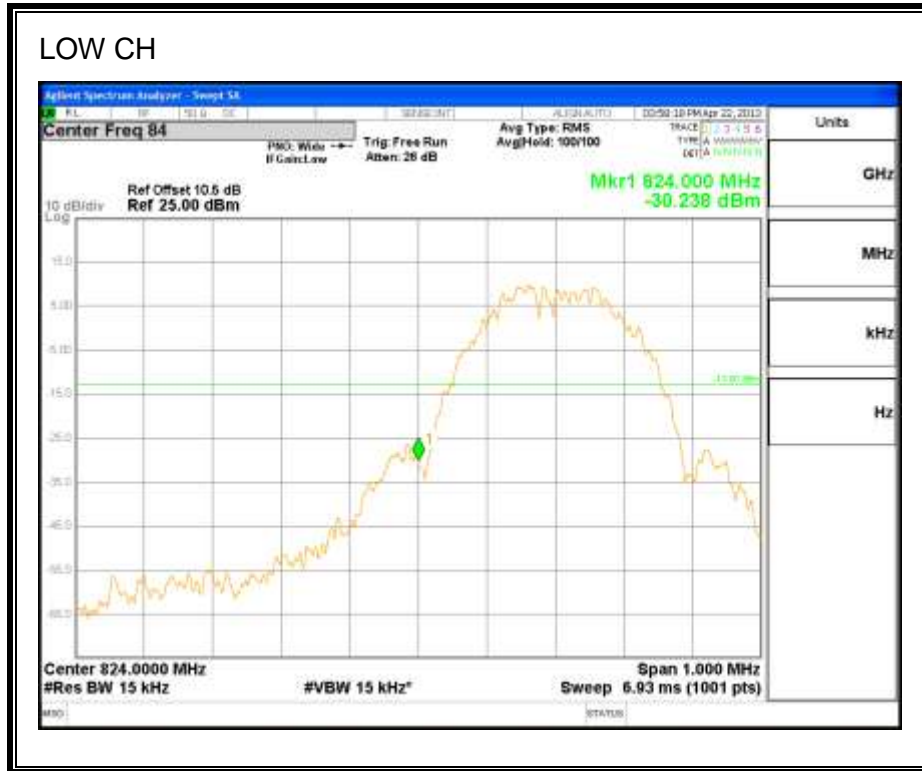
### **RESULTS**

### 8.2.1. GPRS850

#### LAT (PORT A) / PRIMARY, CELL BAND

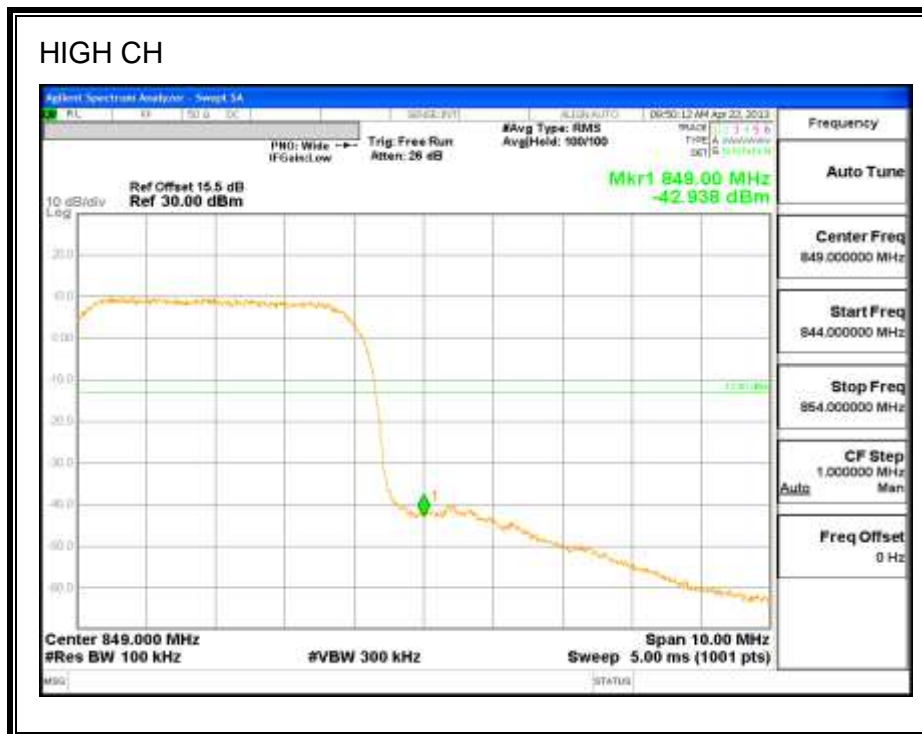
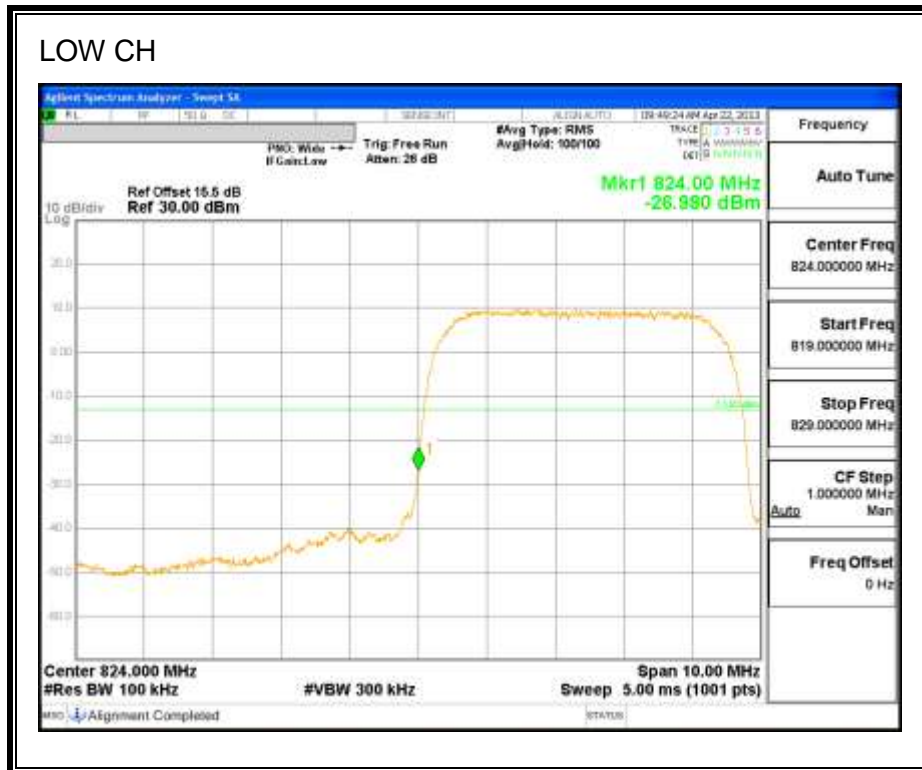


**EGPRS850**



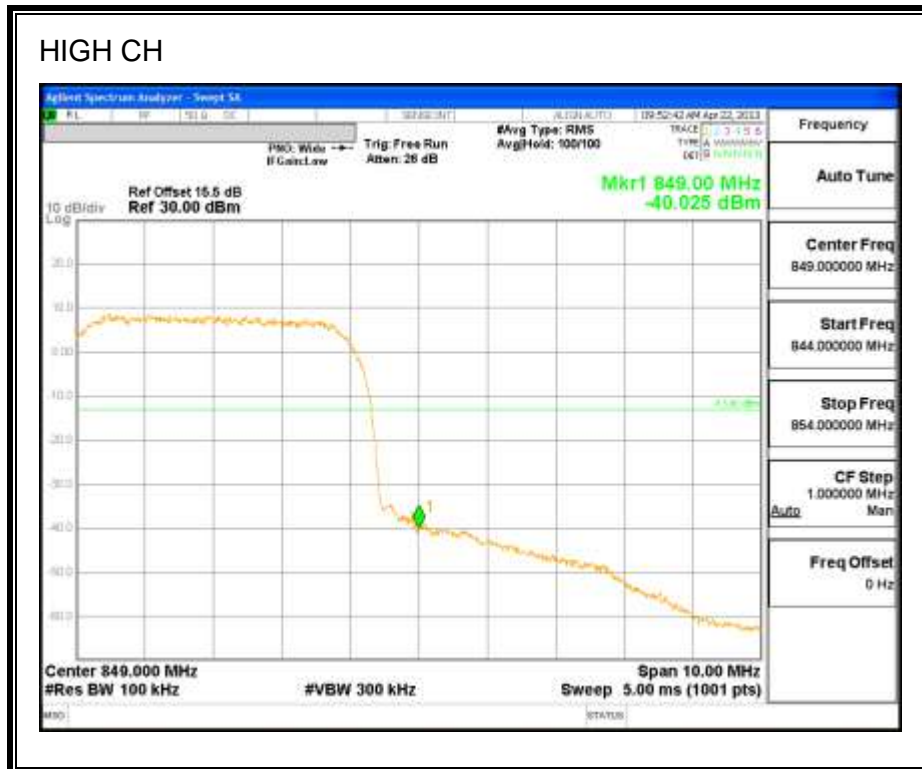
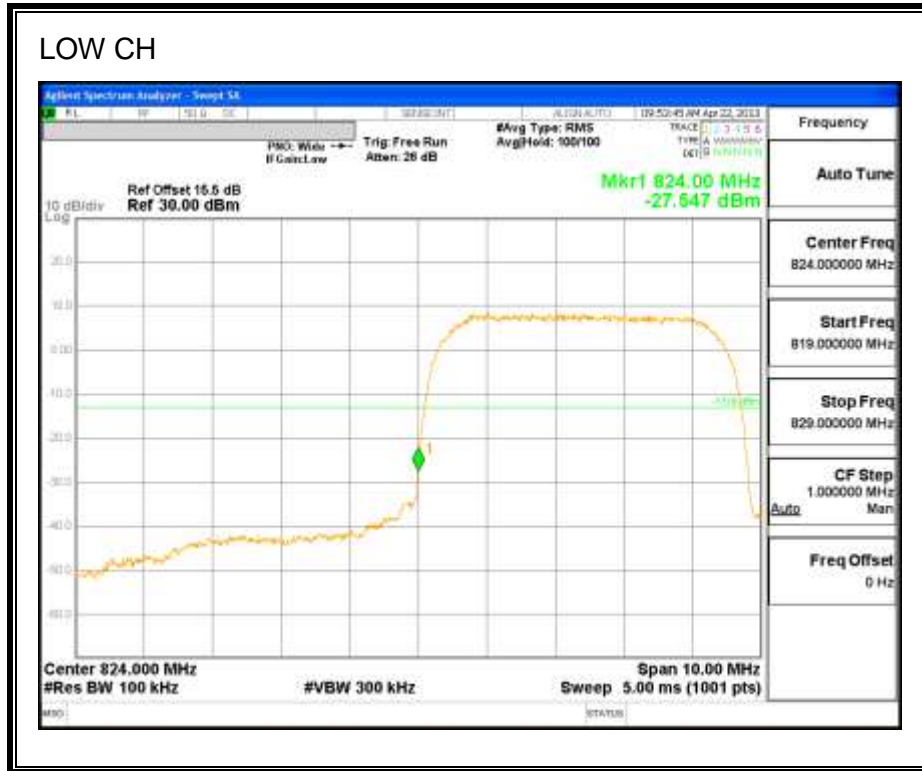
### 8.2.2. UMTS850

#### REL99 (Cell Band)

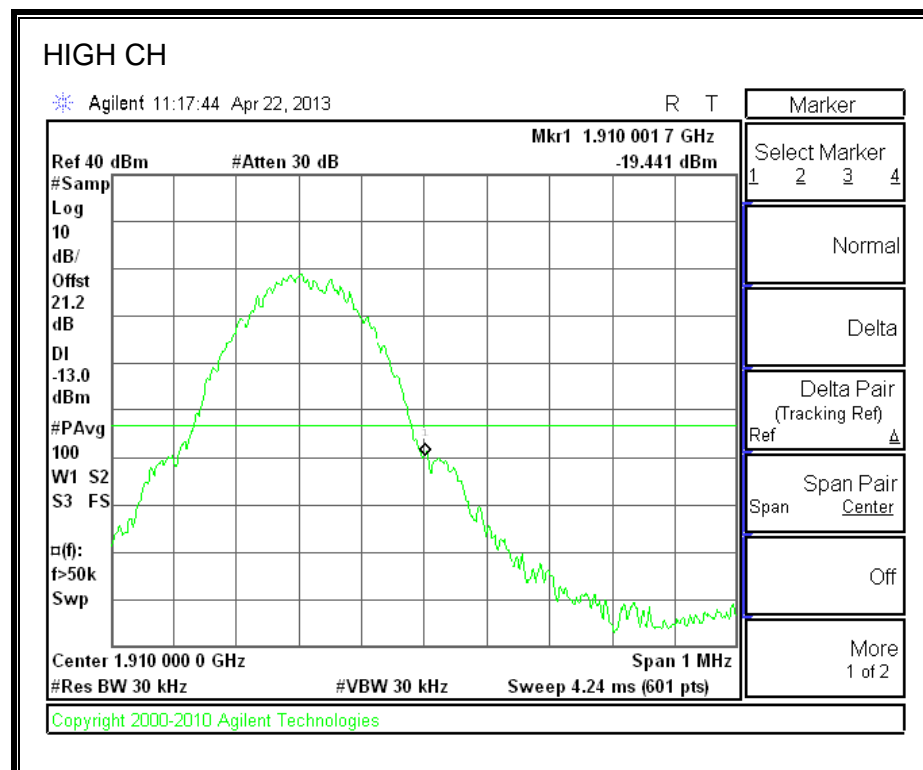
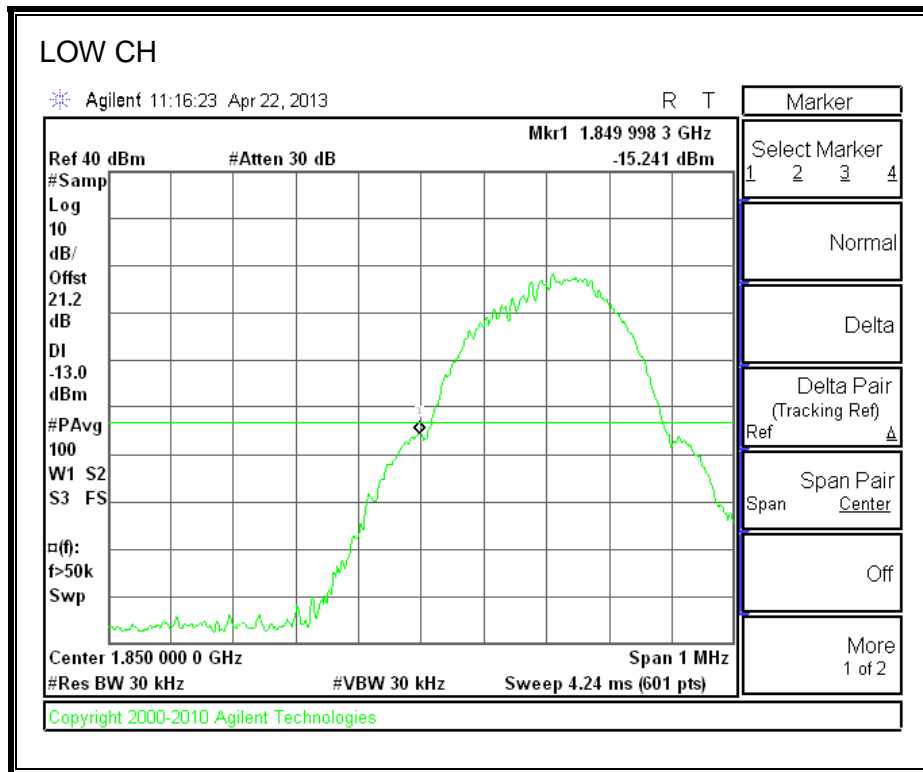




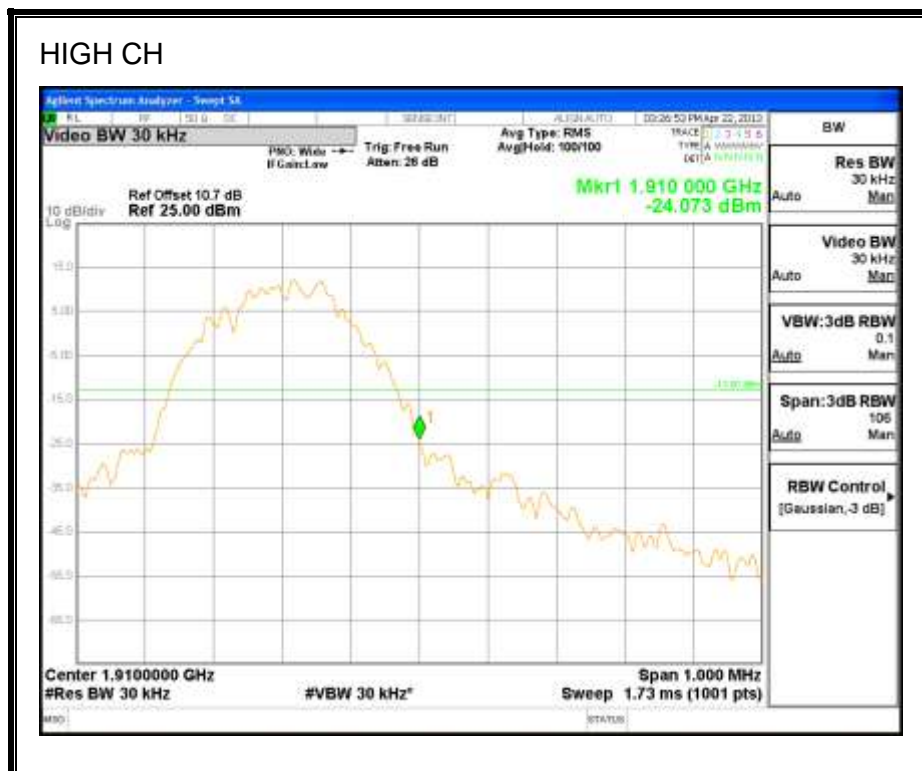
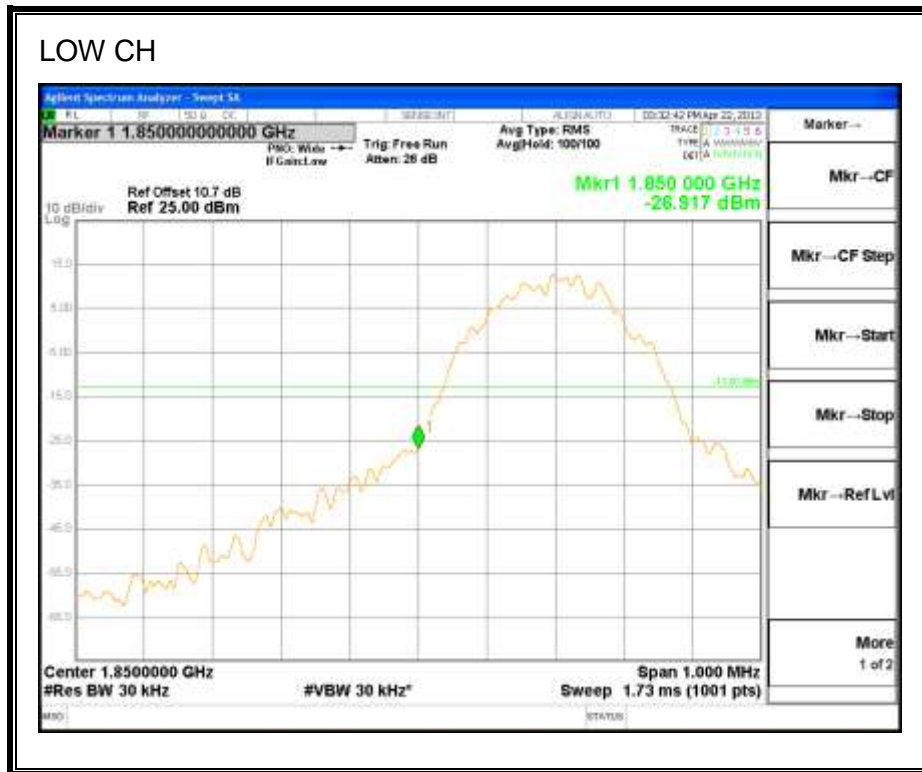
**HSDPA (Cell Band)**



### 8.2.3. GPRS1900

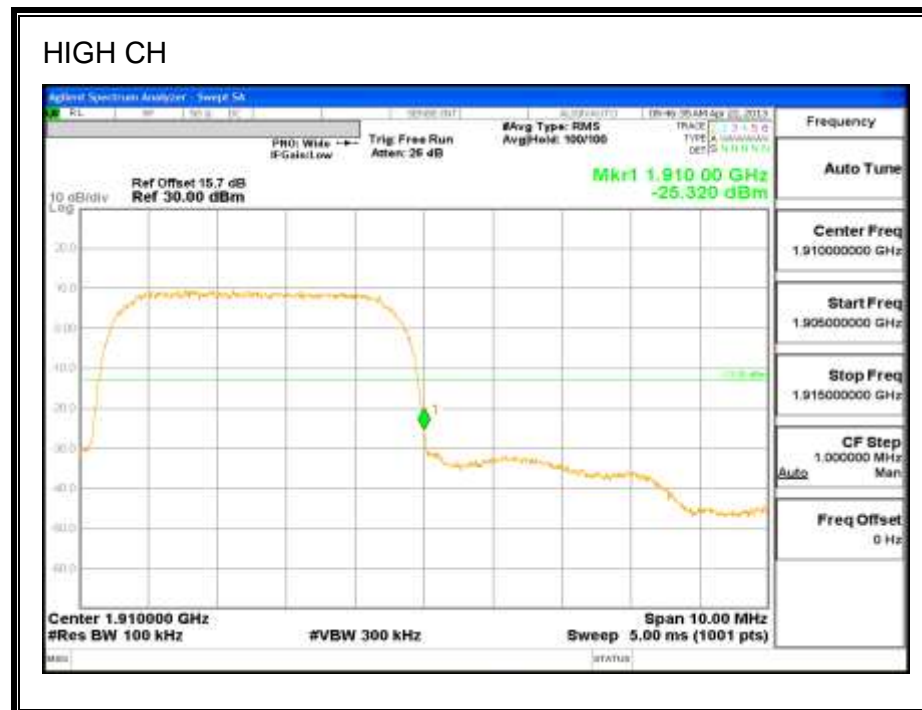
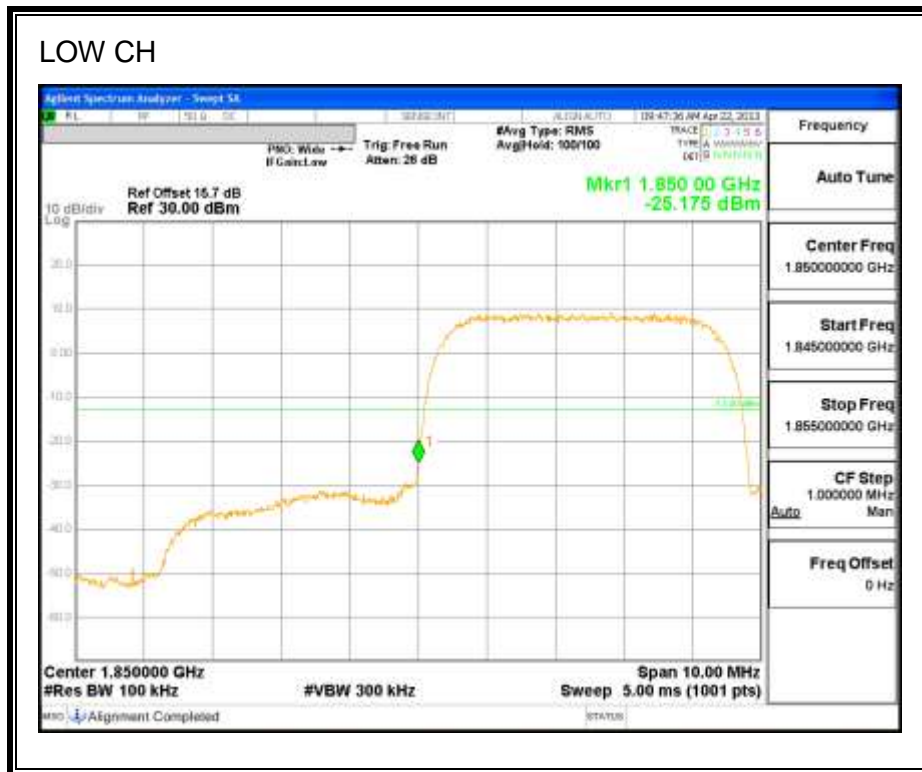


### 8.2.4. EGPRS1900

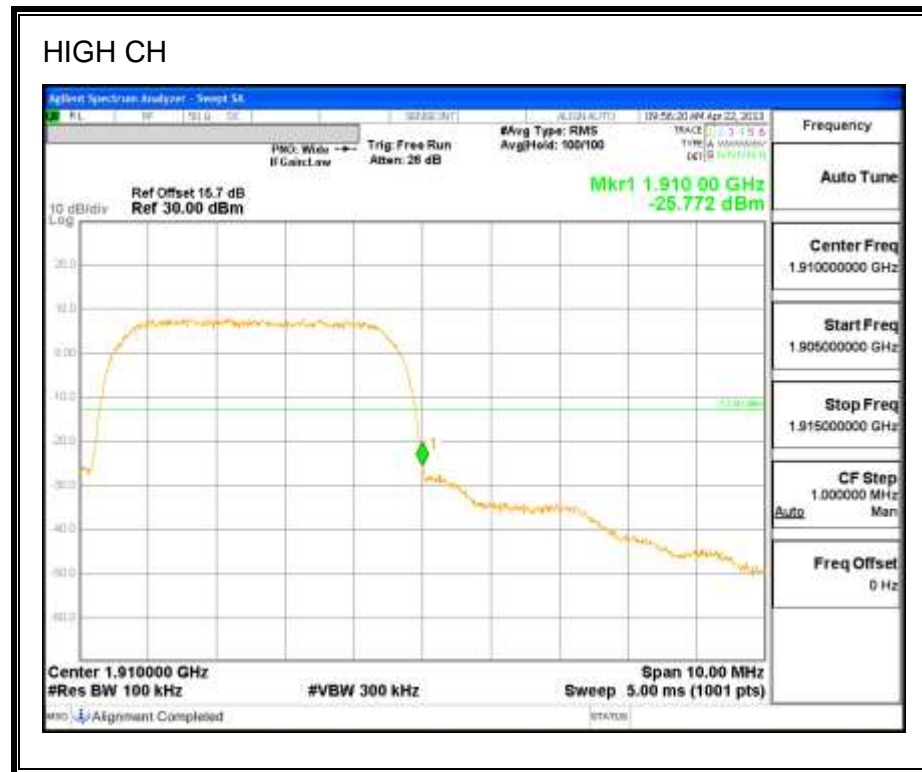
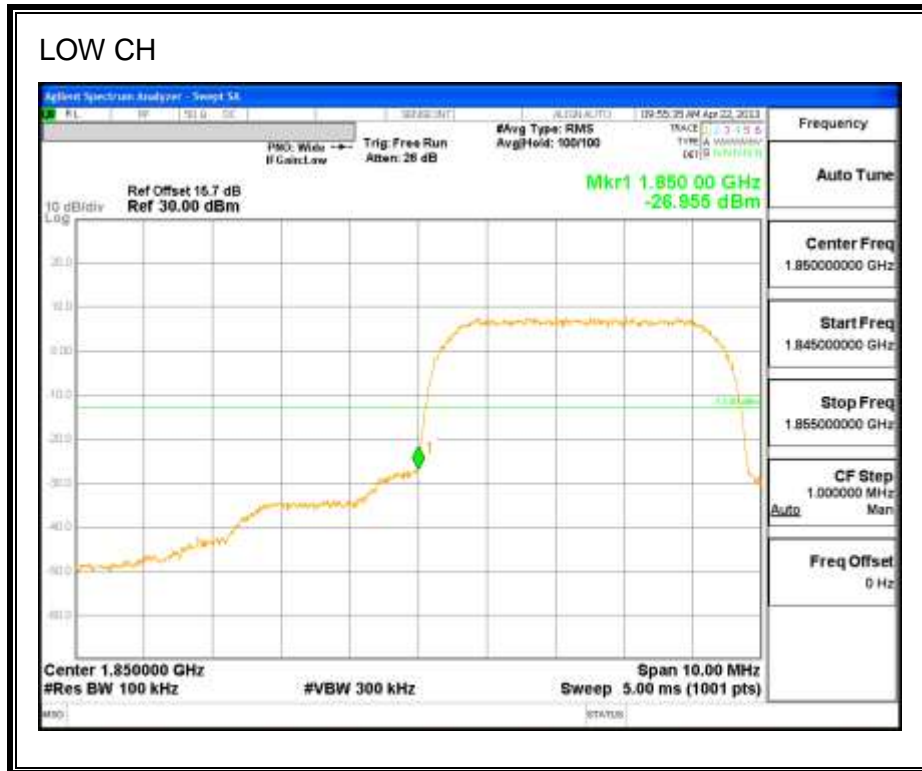


### 8.2.5. UMTS1900

#### REL99 (PCS Band)

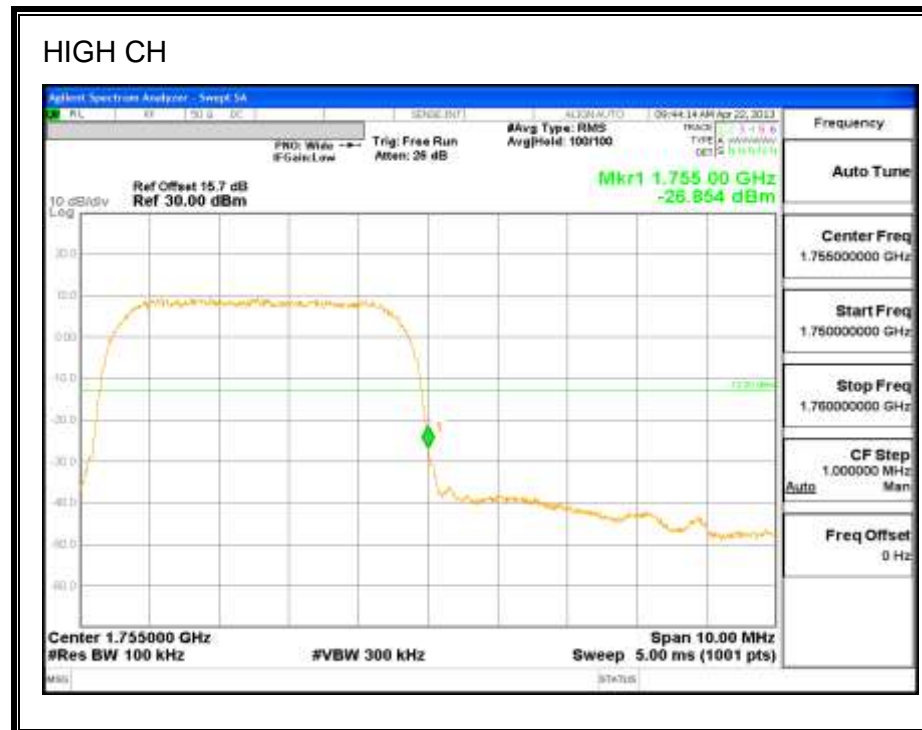
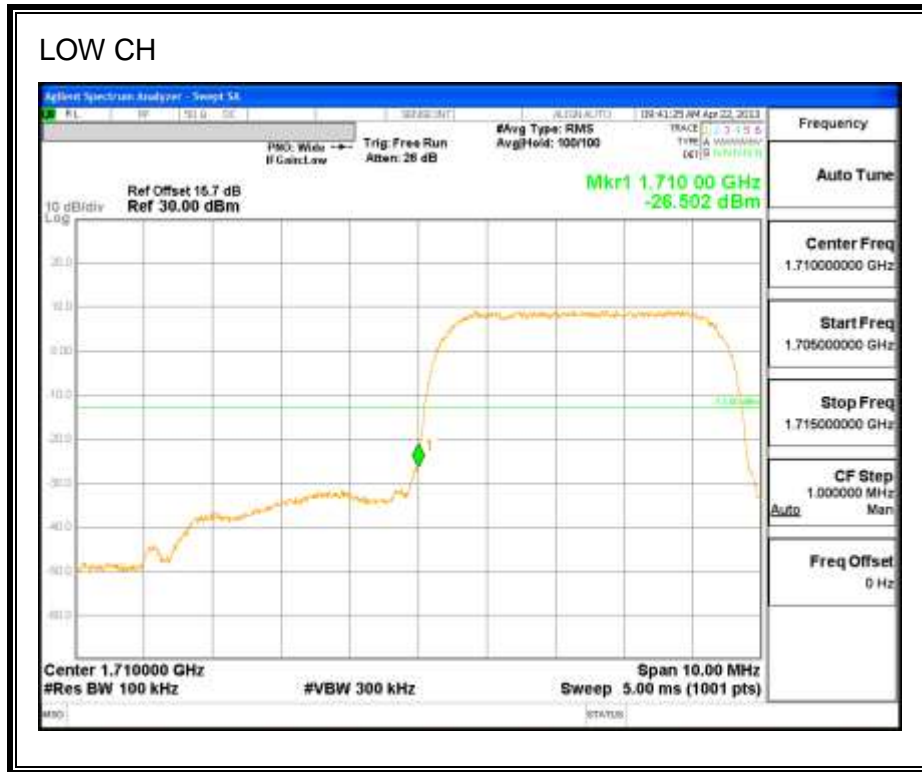


**HSDPA (PCS Band)**

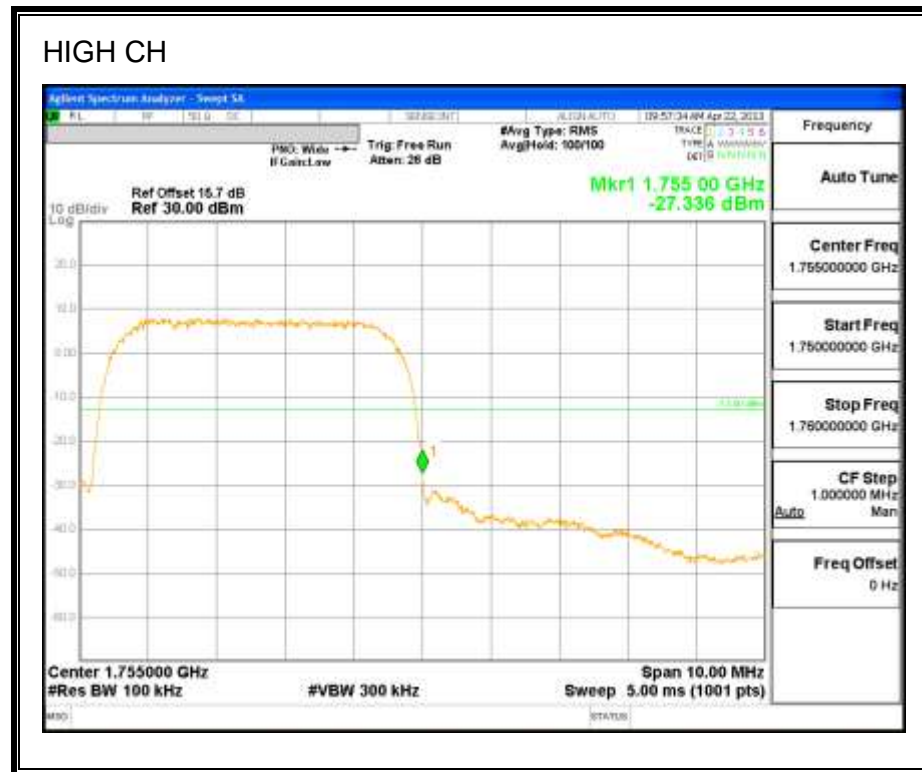
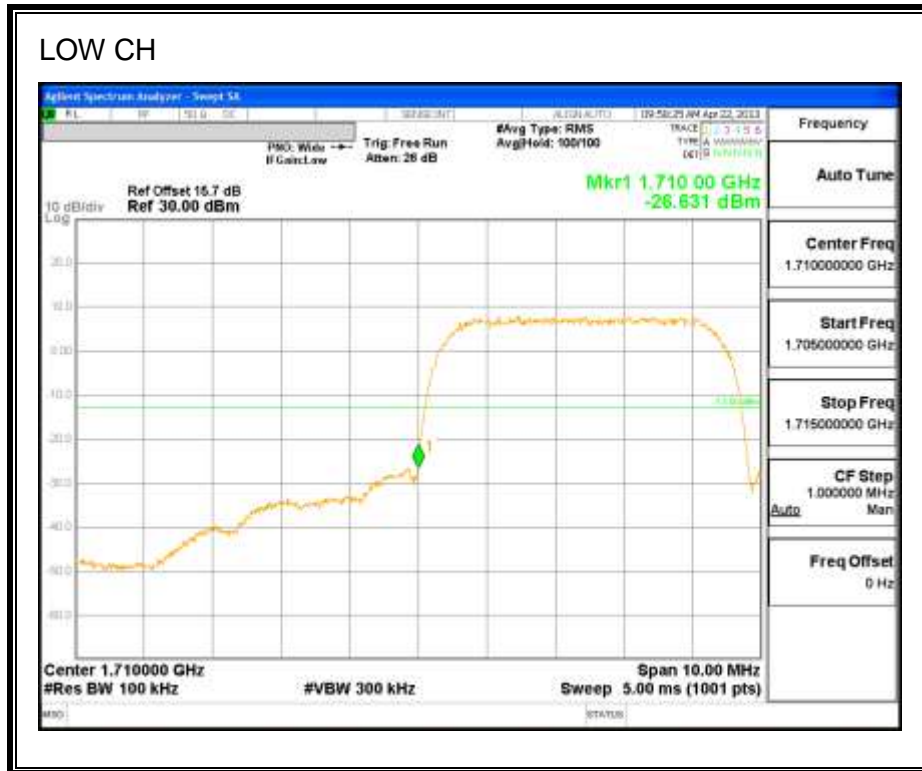


### 8.2.6. UMTS1700

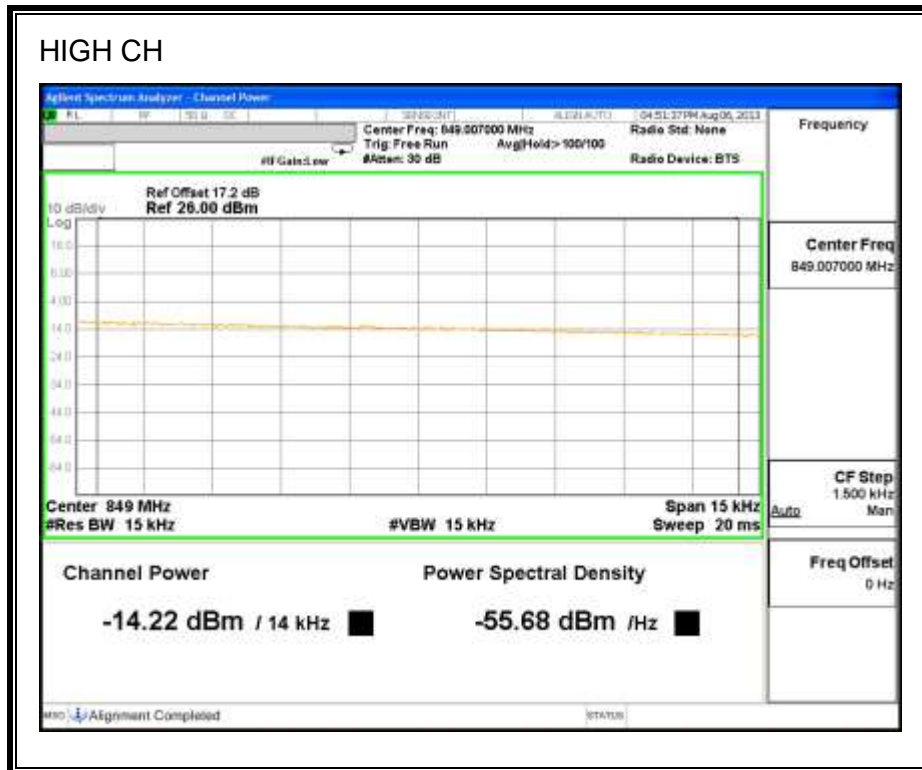
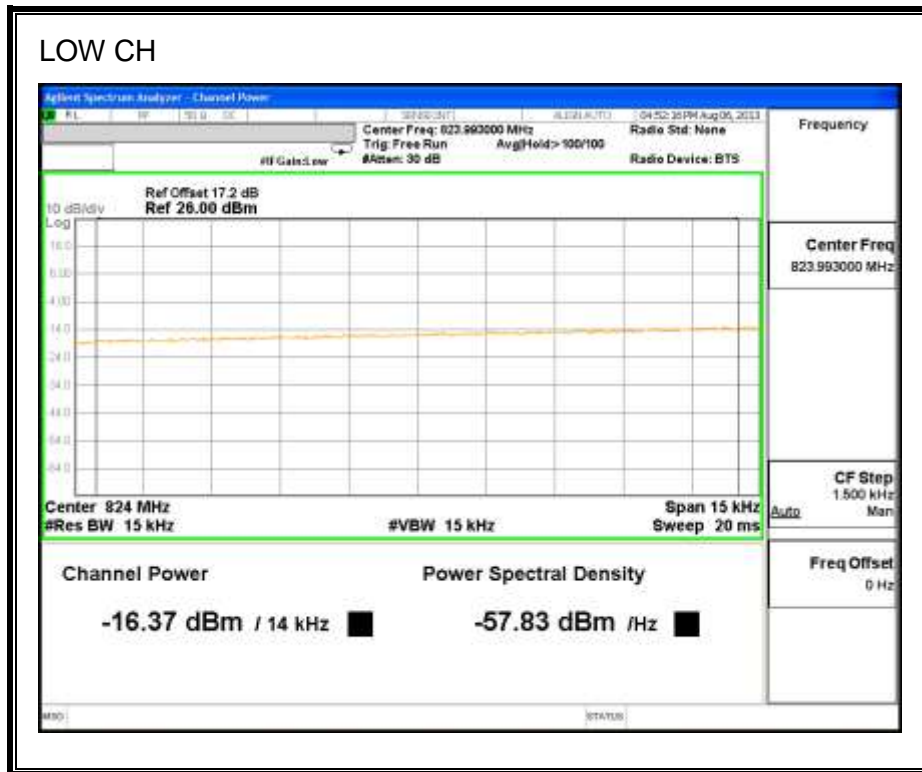
#### REL99 (AWS Band)



**HSDPA (AWS Band)**

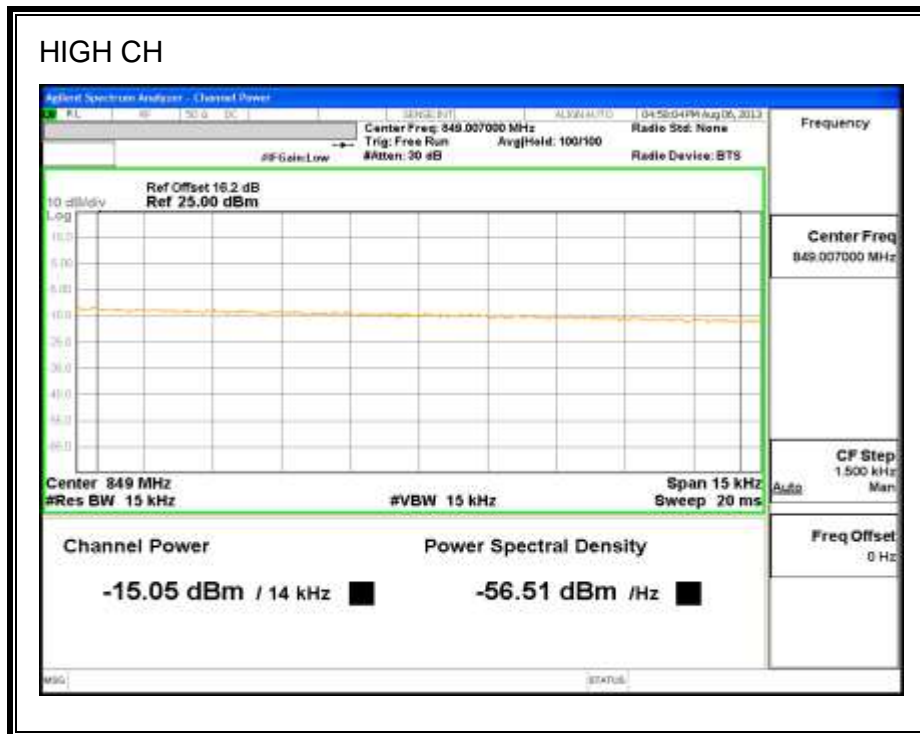
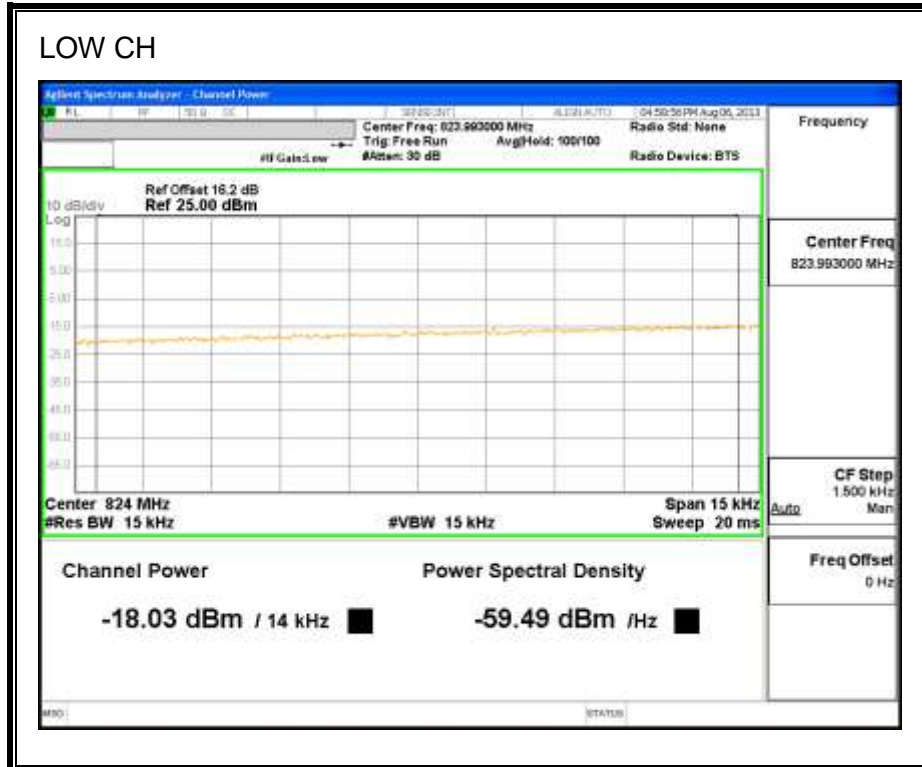


### 8.2.7. 1xRTT mode BC 0

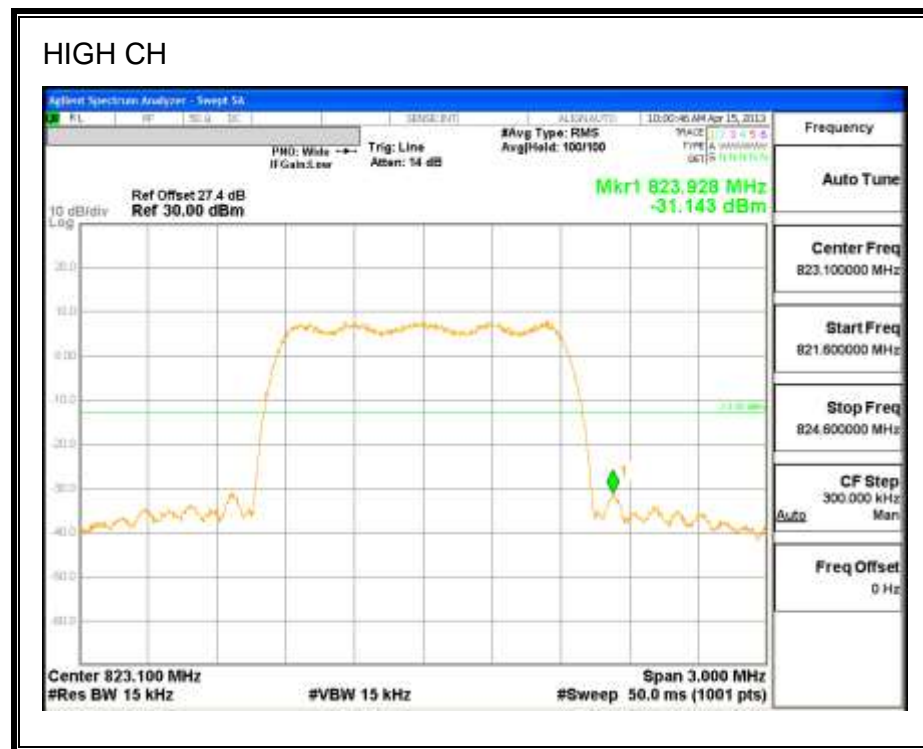
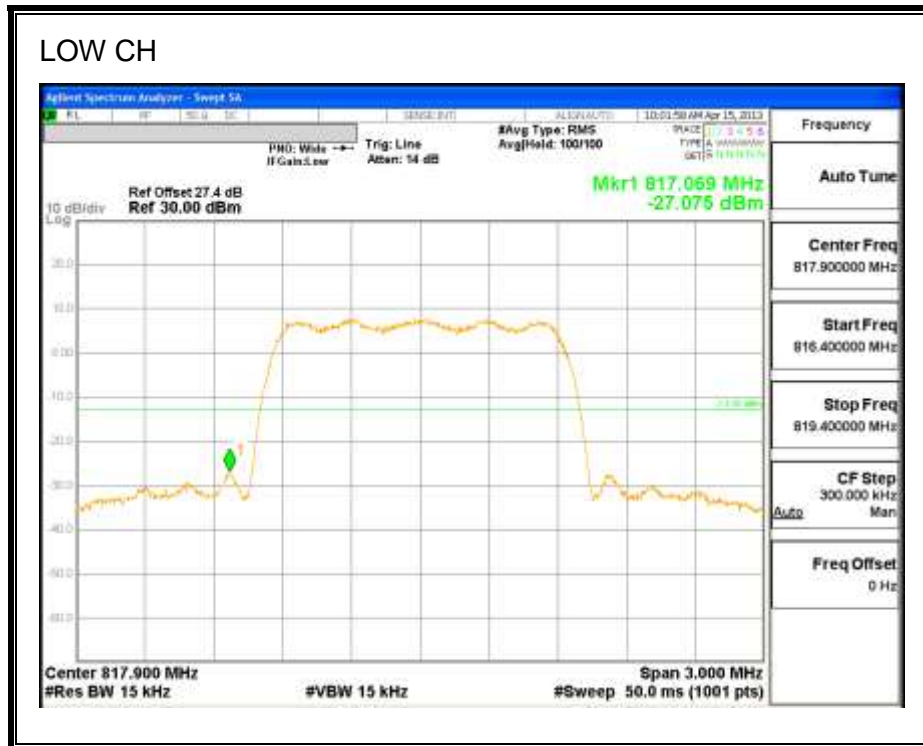




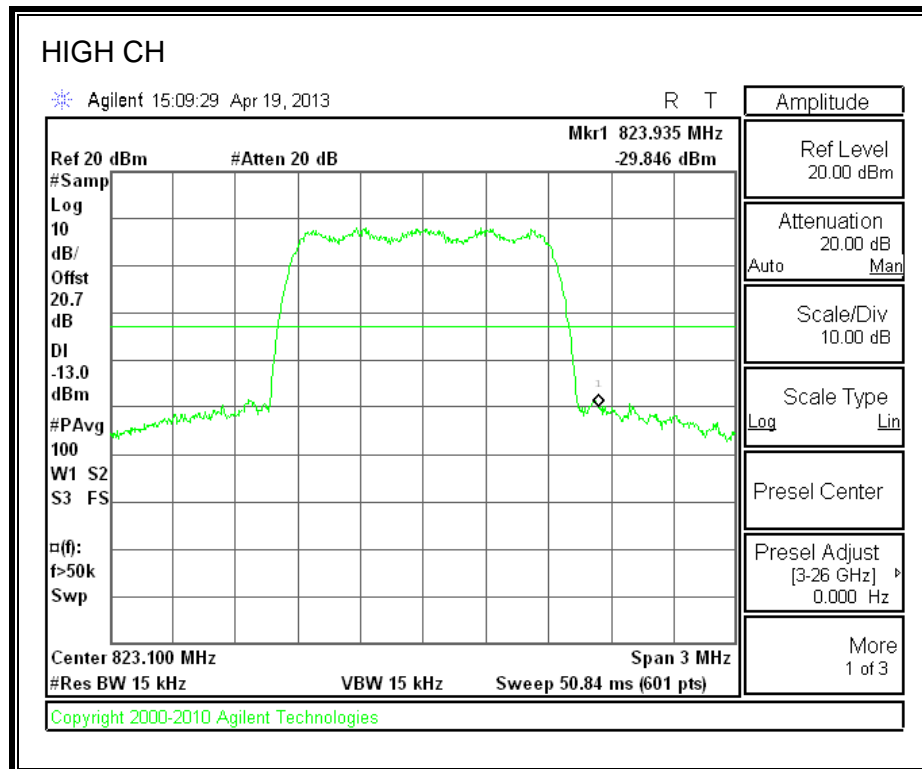
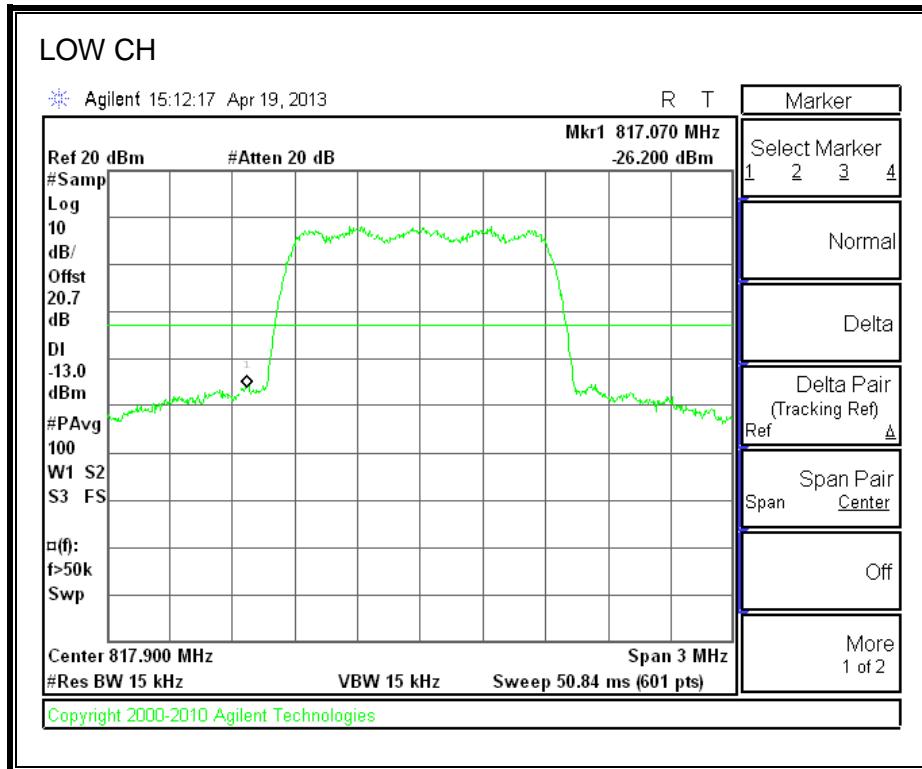
### 8.2.8. EVDO Rev A, BC 0



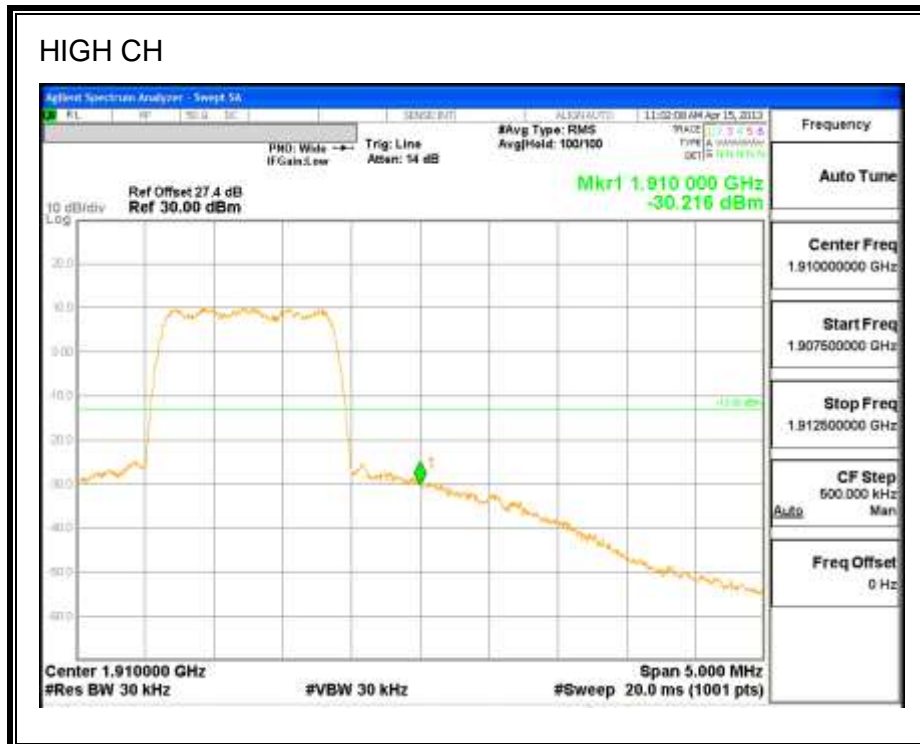
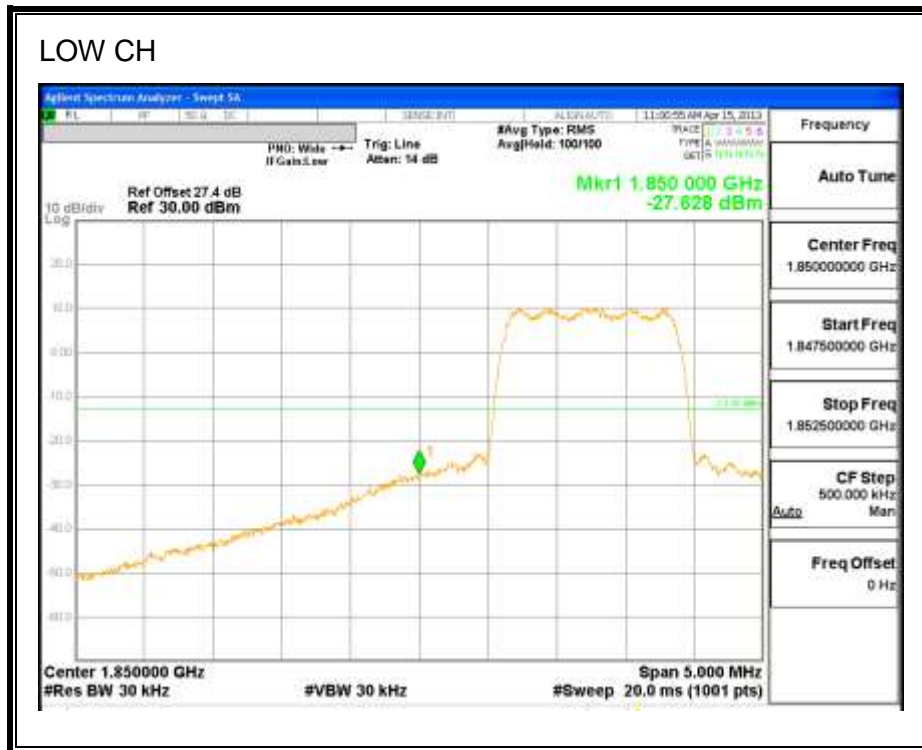
### 8.2.9. 1xRTT BC 10



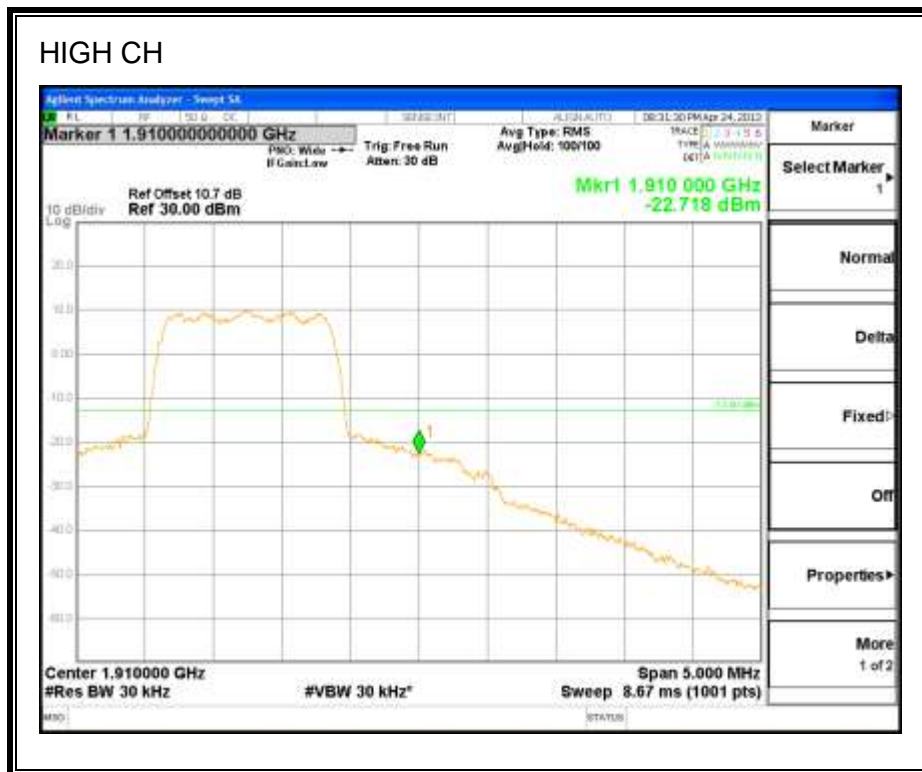
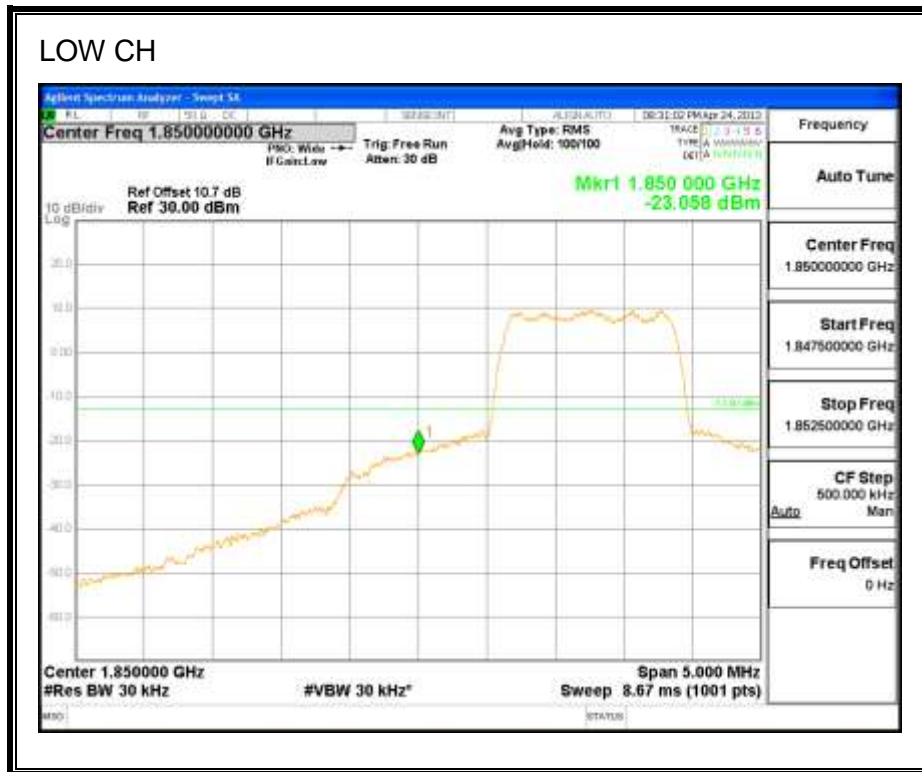
### 8.2.10. EVDO Rev A, BC 10



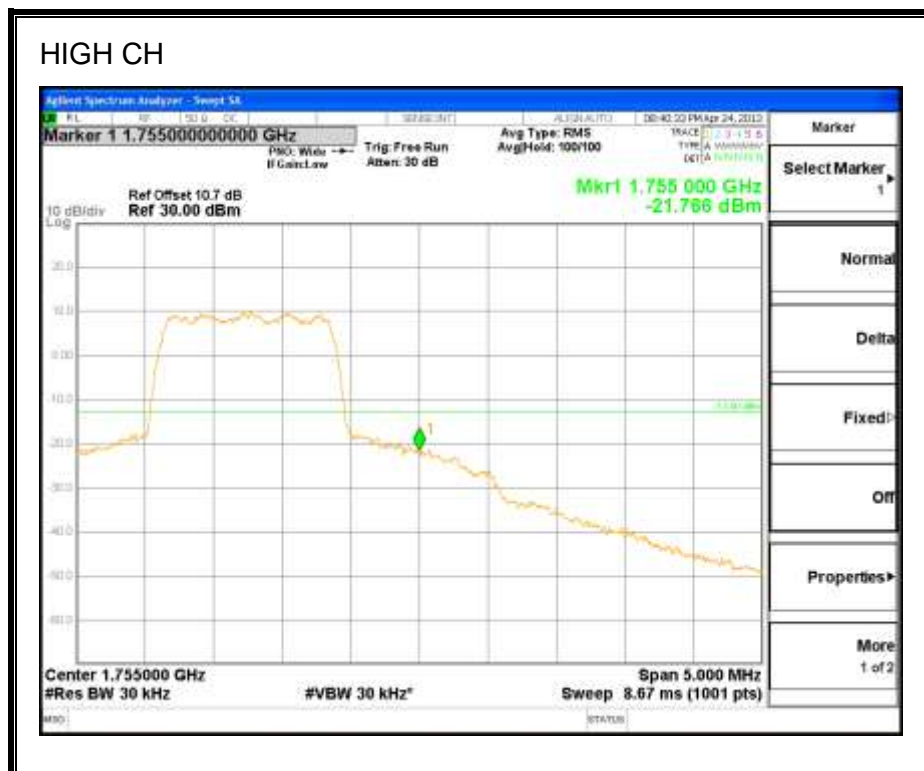
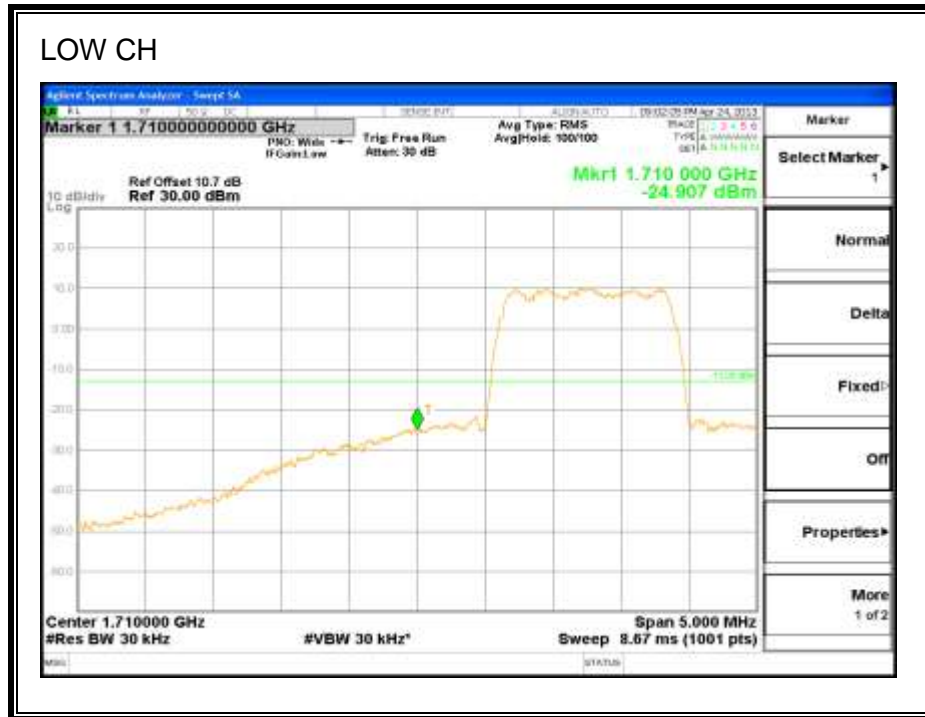
### 8.2.11. 1xRTT mode BC 1



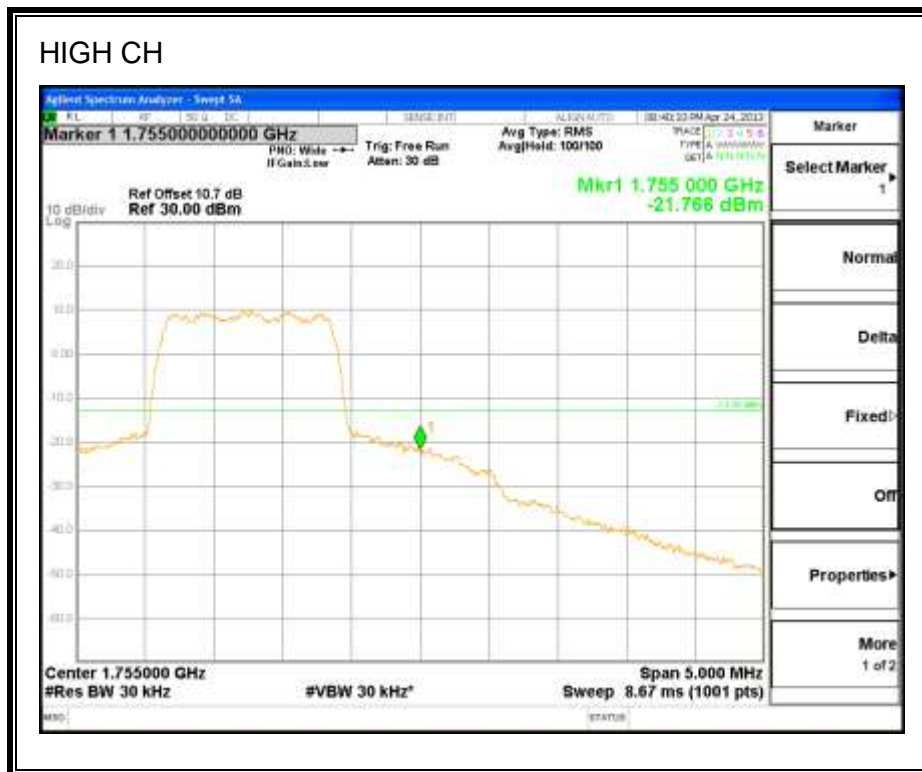
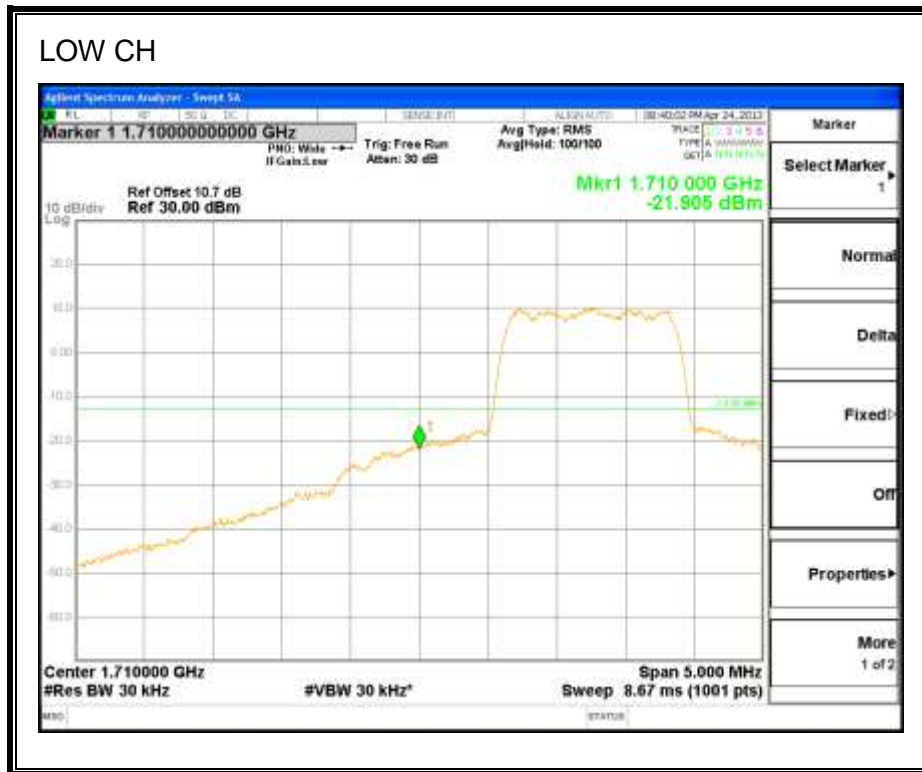
8.2.12. EVDO REV A, BC 1



### 8.2.13. 1XR1T BC15



### 8.2.14. EVDO Rev A, BC 15



### **8.3. OUT OF BAND EMISSIONS**

#### **RULE PART(S)**

FCC: §2.1051, §22.901, §22.917, §24.238, §27.53 §90.691

#### **LIMITS**

The power of any emission outside of the authorized operating frequency ranges must be attenuated below the transmitting power (P) by a factor of at least  $43 + 10 \log (P)$  dB.

#### **TEST PROCEDURE**

The RF output of the transmitter was connected to a spectrum analyzer through a calibrated coaxial cable. Sufficient scans were taken to show the out-of-band Emissions, if any, up to 10th harmonic. Multiple sweeps were recorded in maximum hold mode using a peak detector to ensure that the worst-case emissions were caught.

For each out of band emissions measurement:

- Set display line at -13 dBm
- Set RBW & VBW to 100 kHz for the measurement below 1 GHz, and 1 MHz for the measurement above 1 GHz.

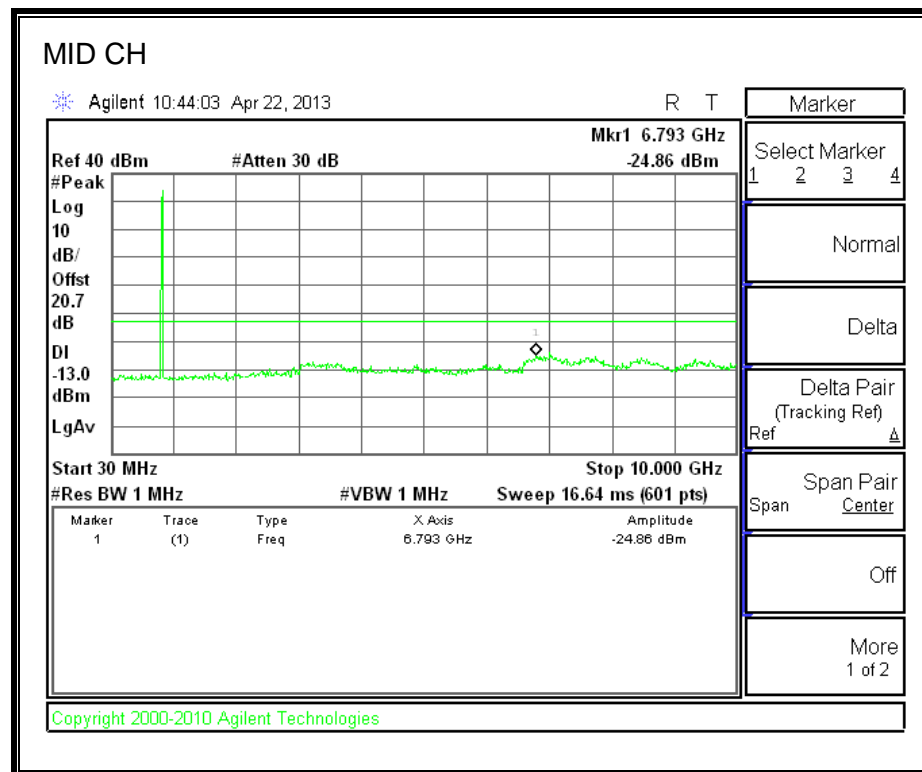
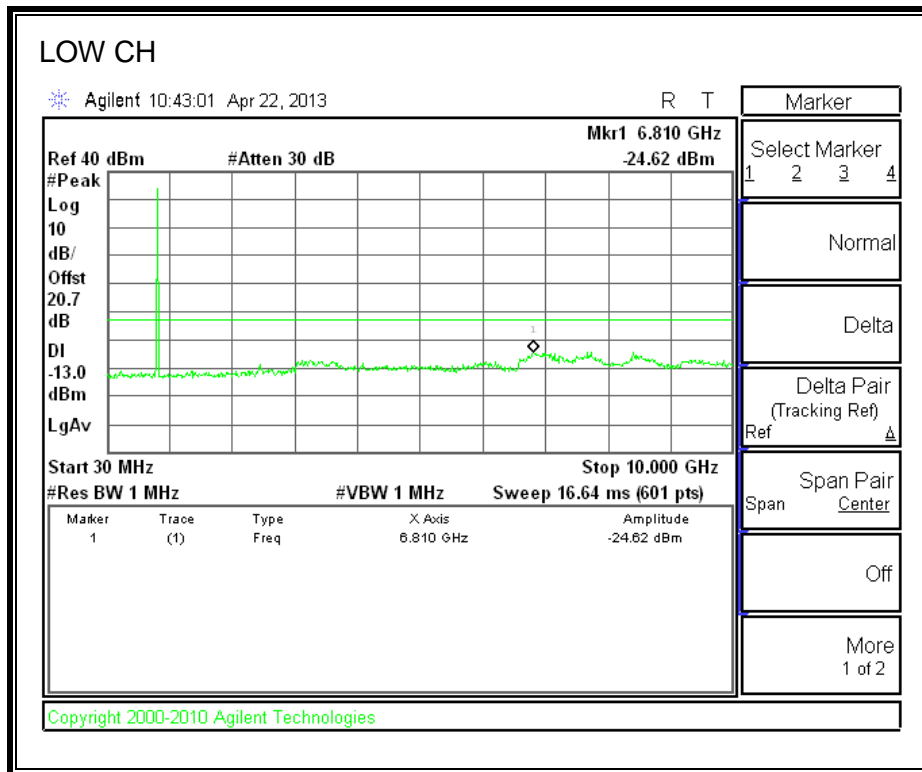
#### **MODES TESTED**

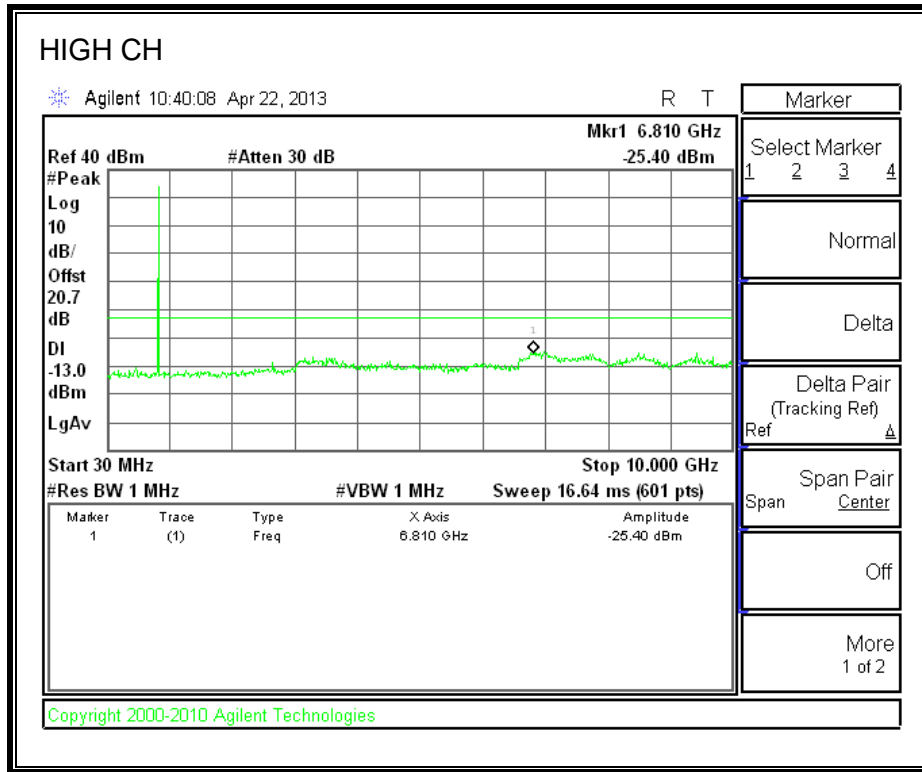
- GPRS and EGPRS
- UMTS, REL 99 and HSDPA
- CDMA2000, BC0, BC10, BC1 and BC15

#### **RESULTS**

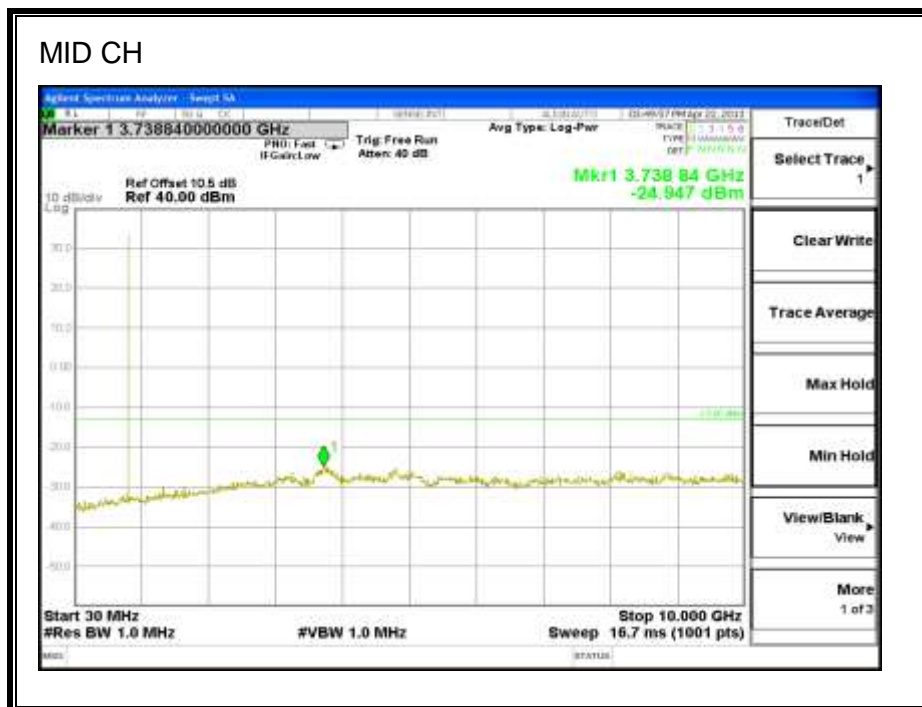
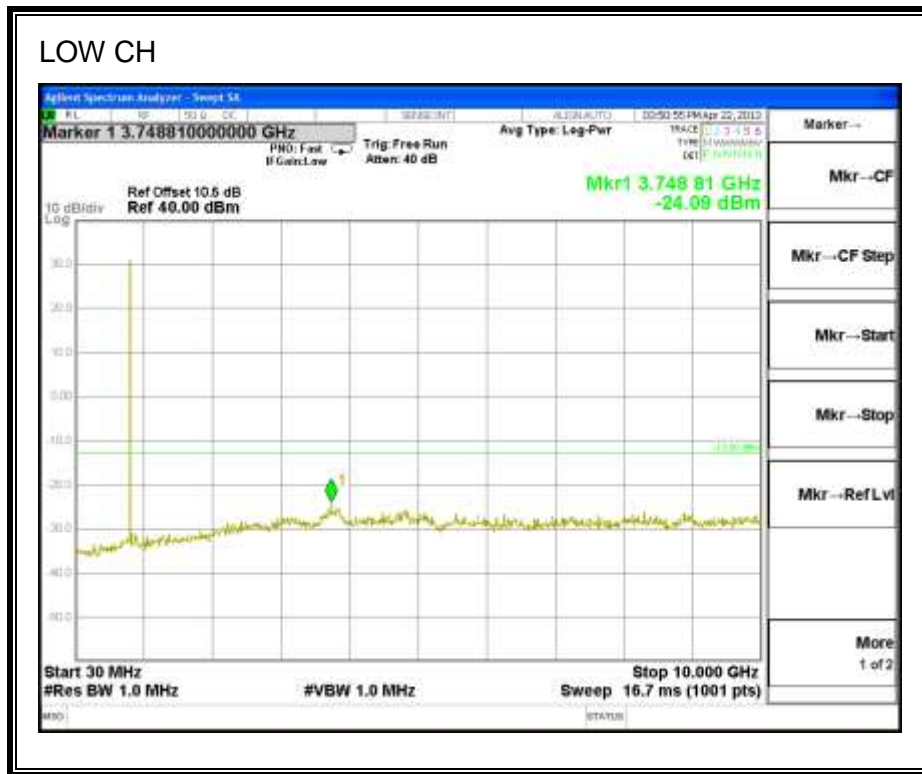


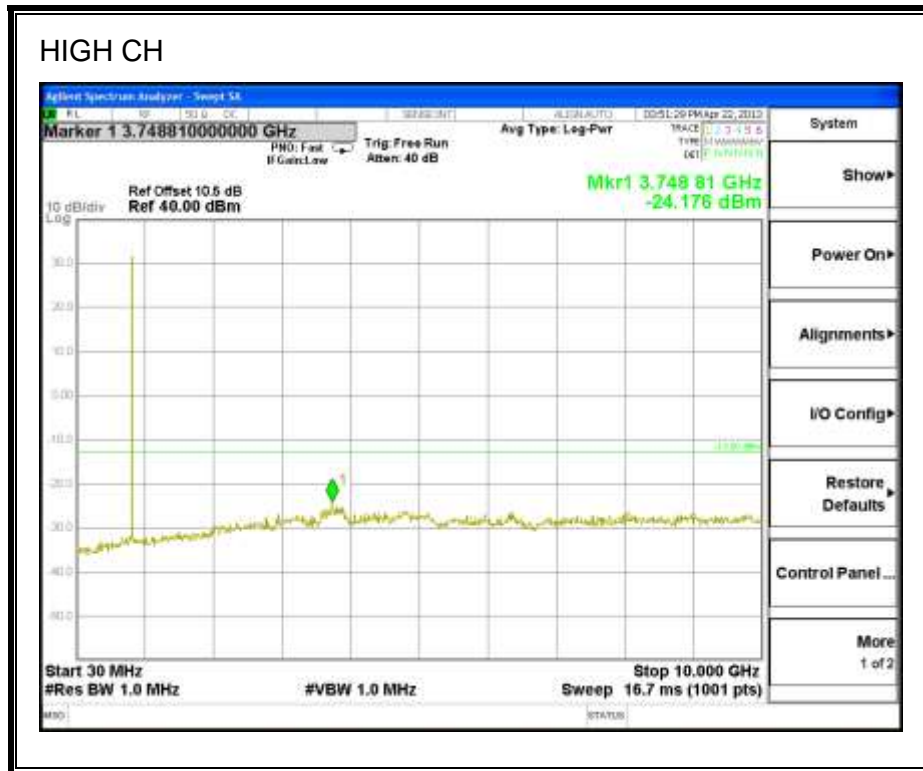
**GPRS850**





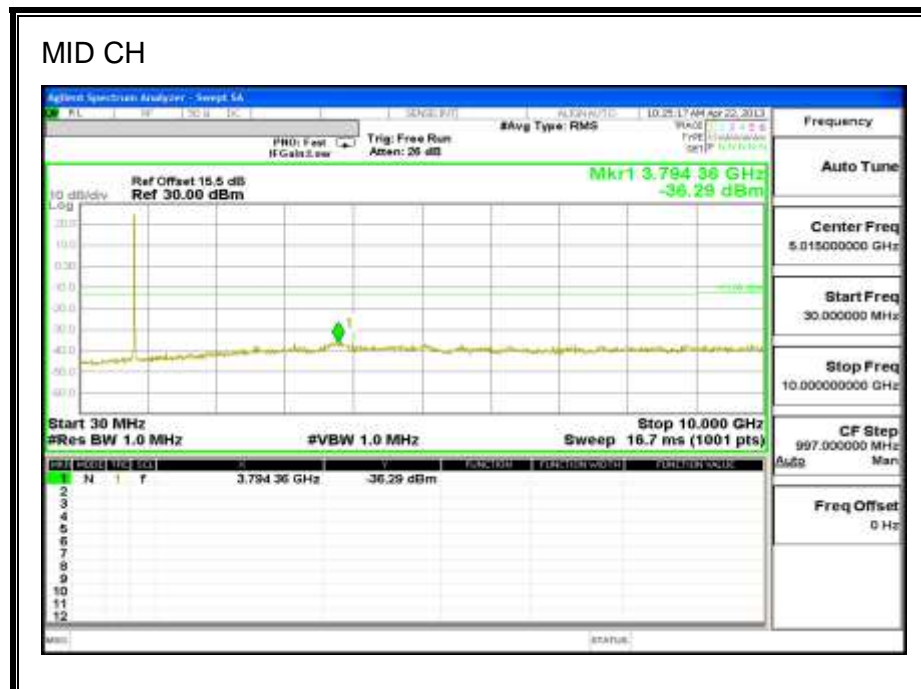
**EGPRS850**





**UMTS850**

**REL 99 (Cell Band)**

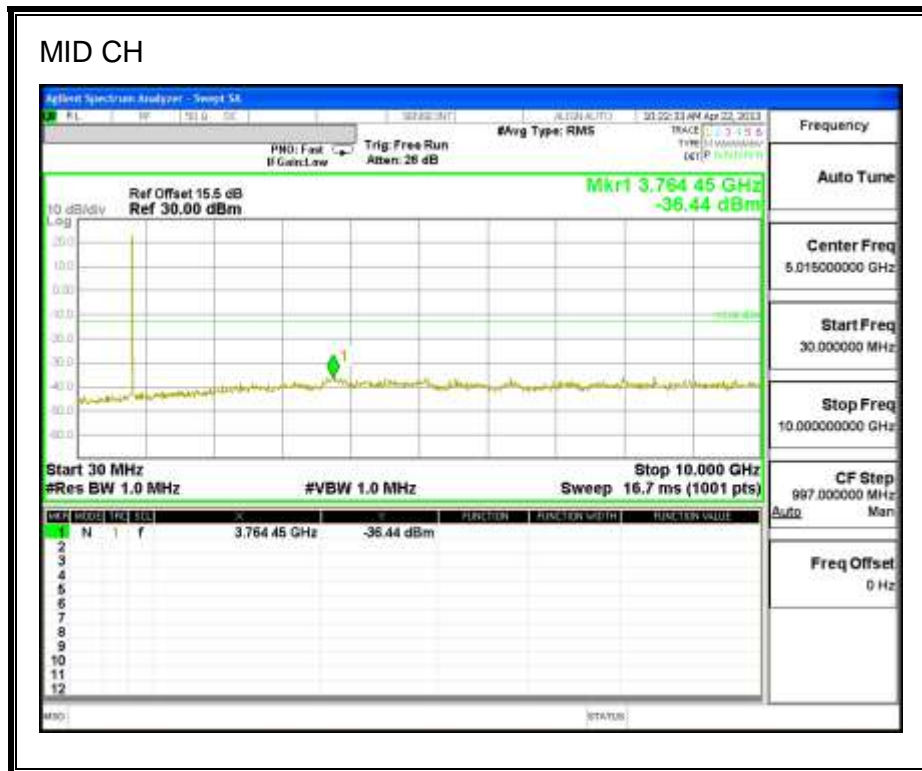


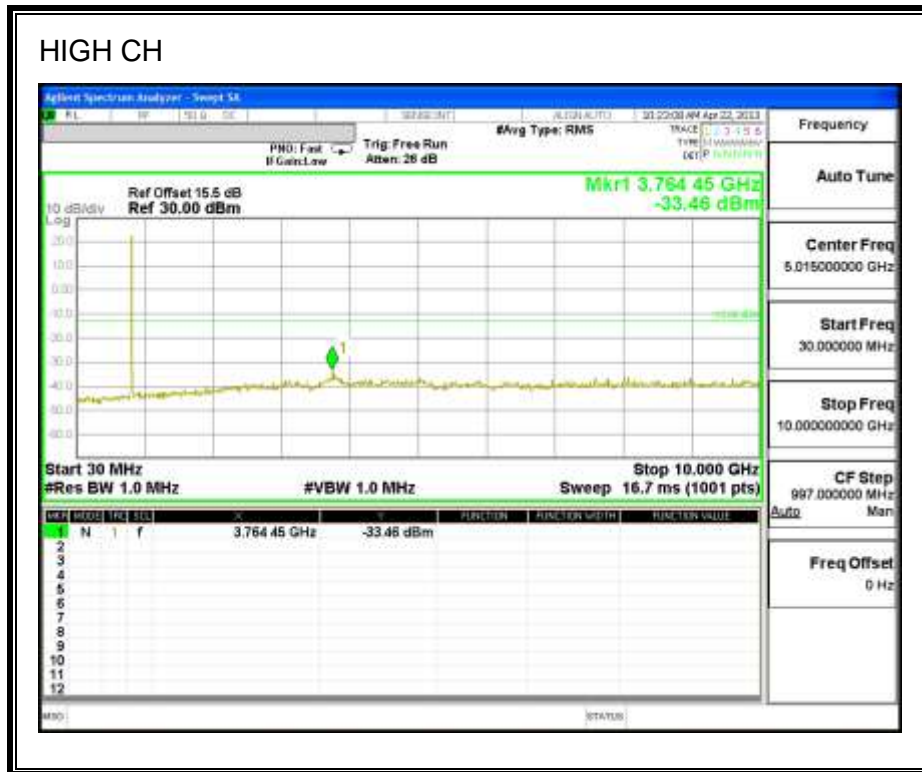


**HSDPA (Cell Band)**



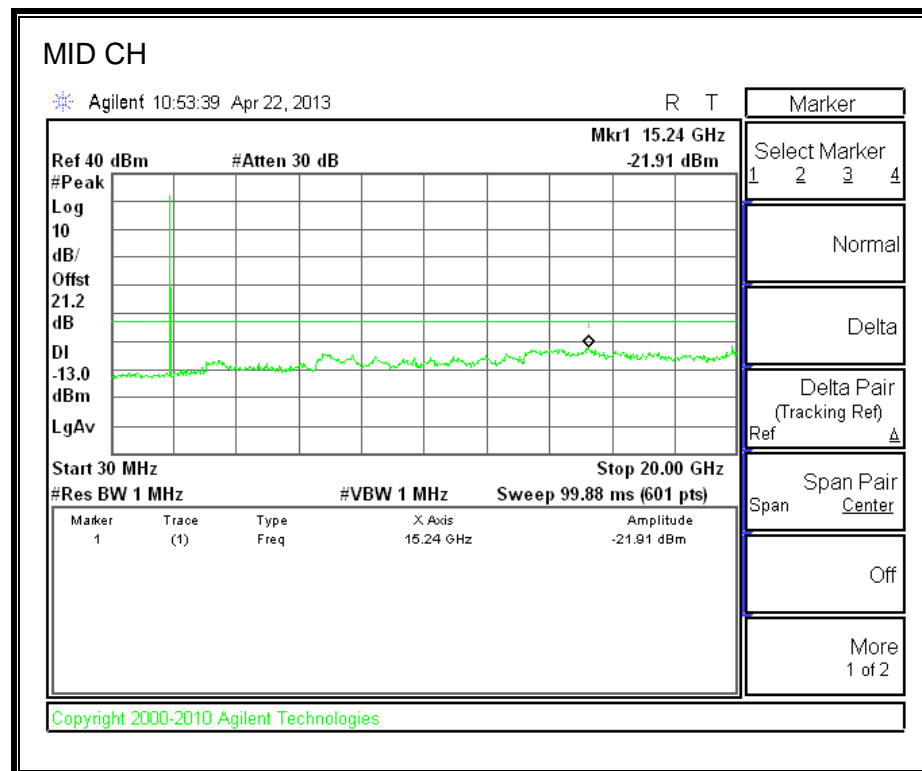
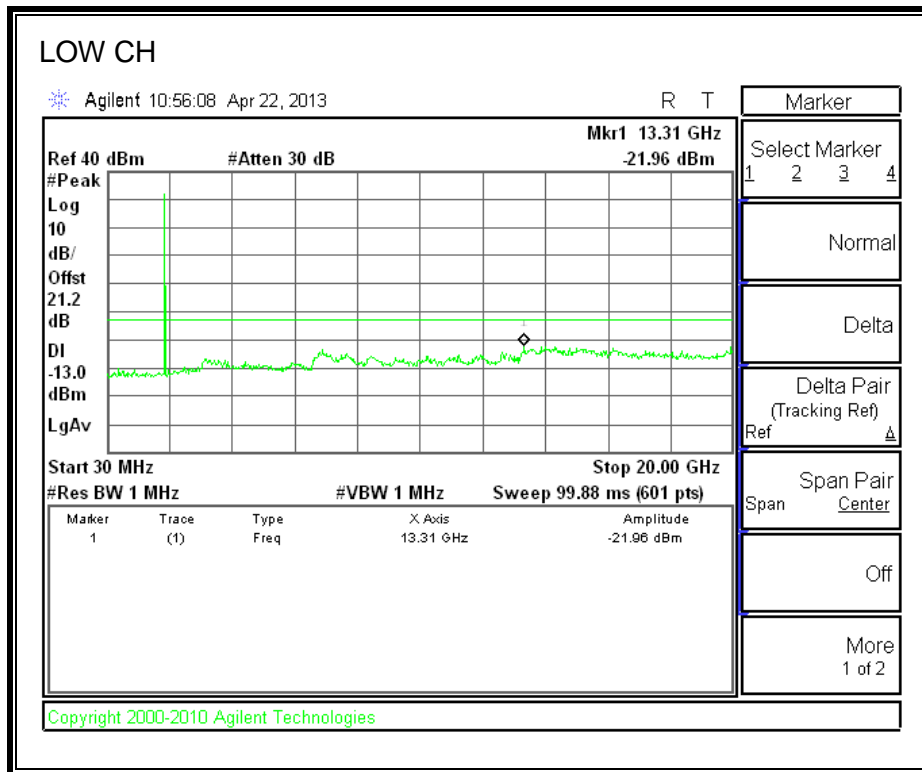
**MID CH**

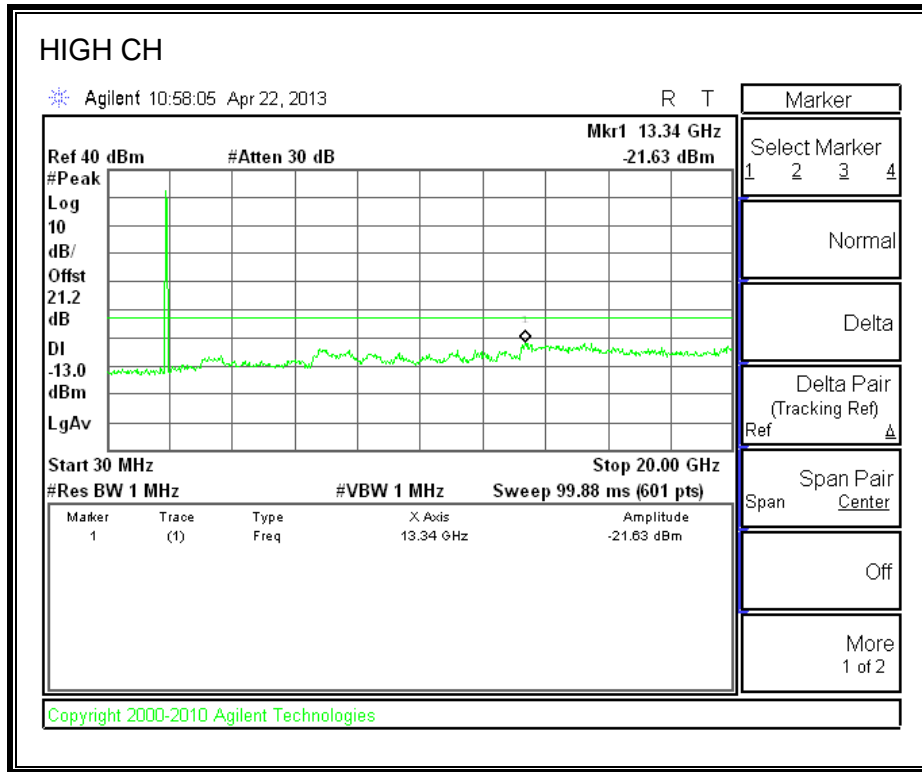




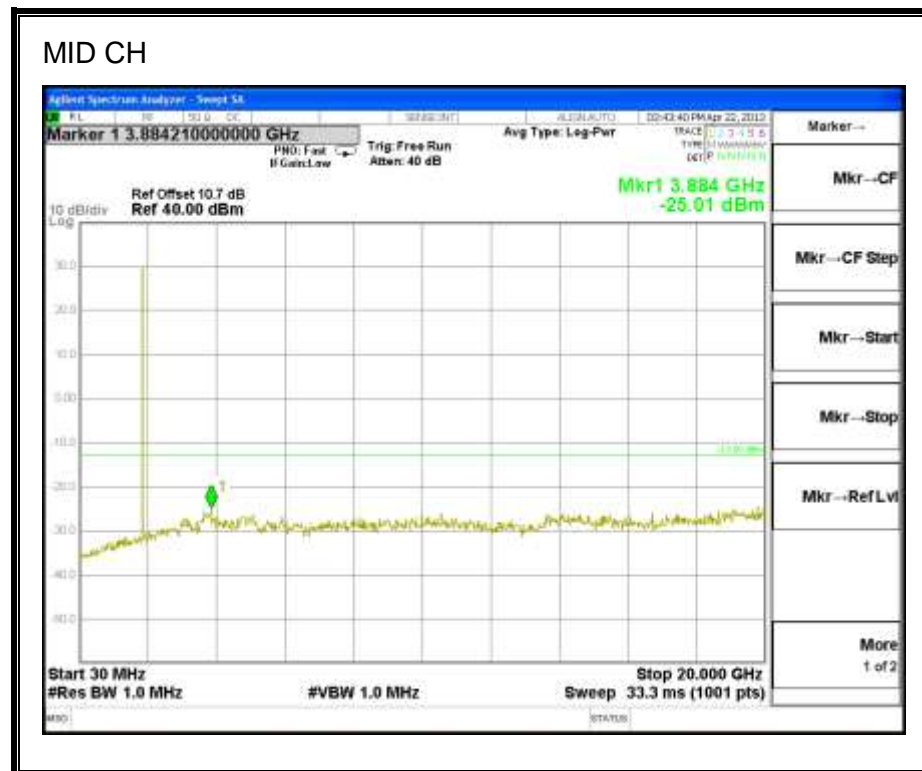
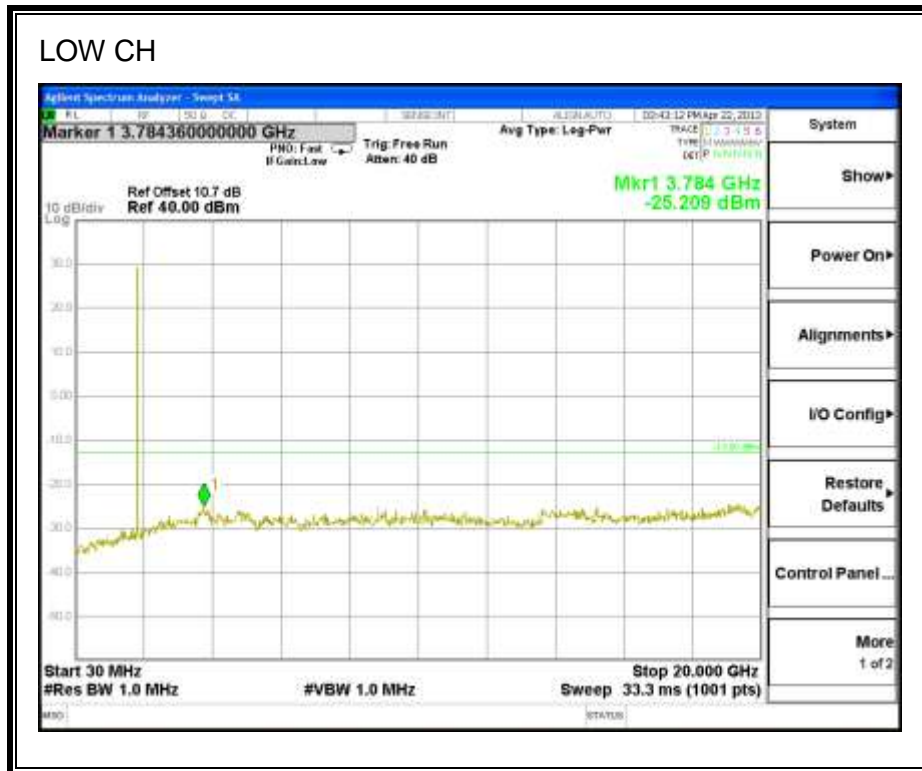


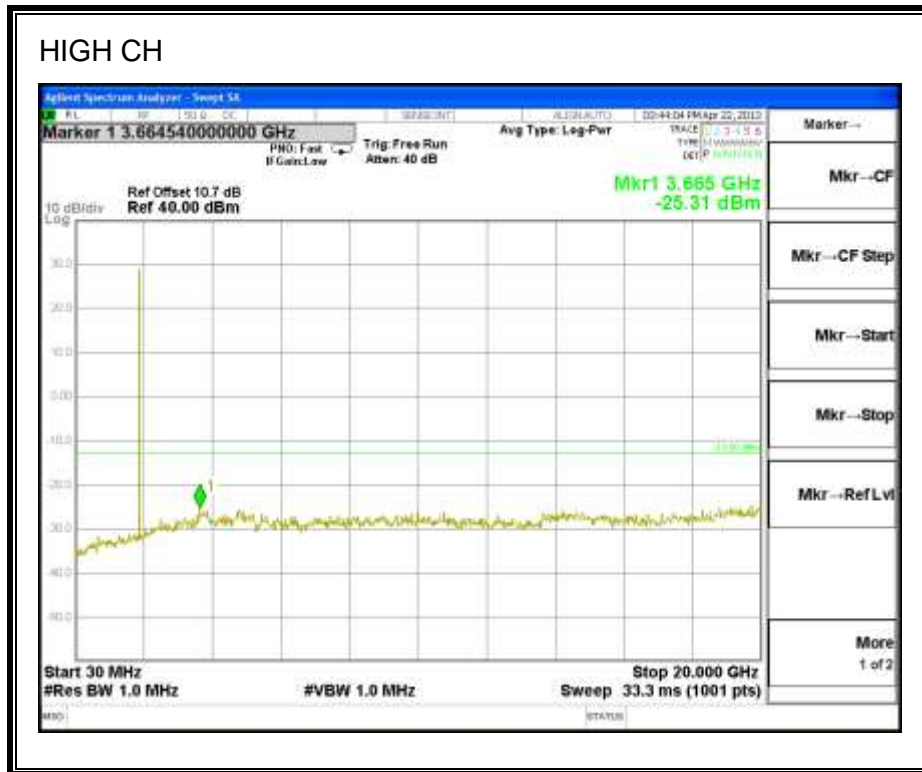
**GPRS1900**





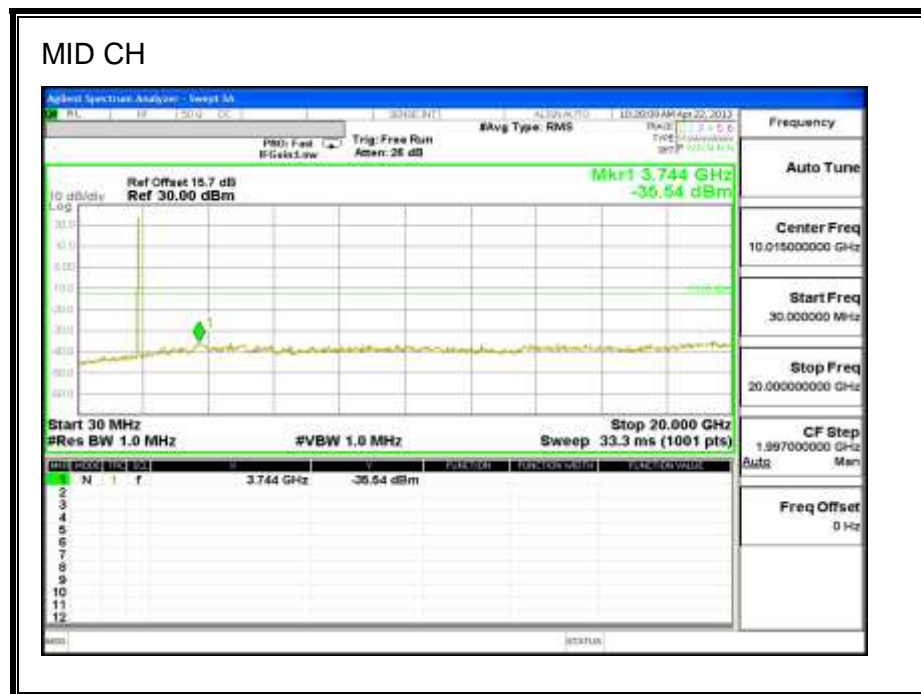
**EGPRS1900**

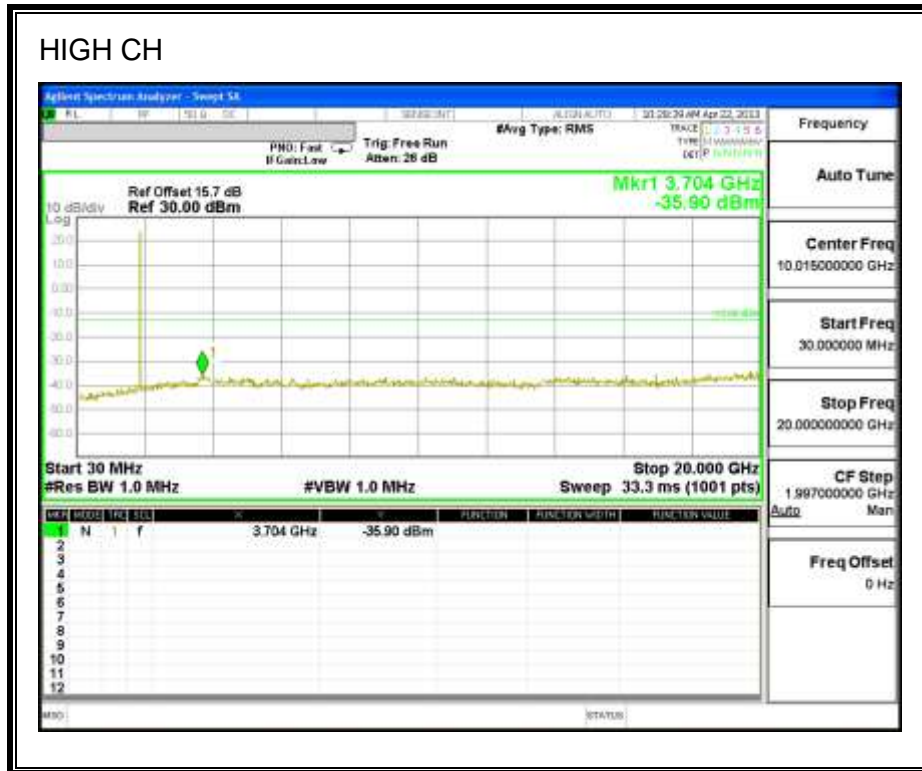




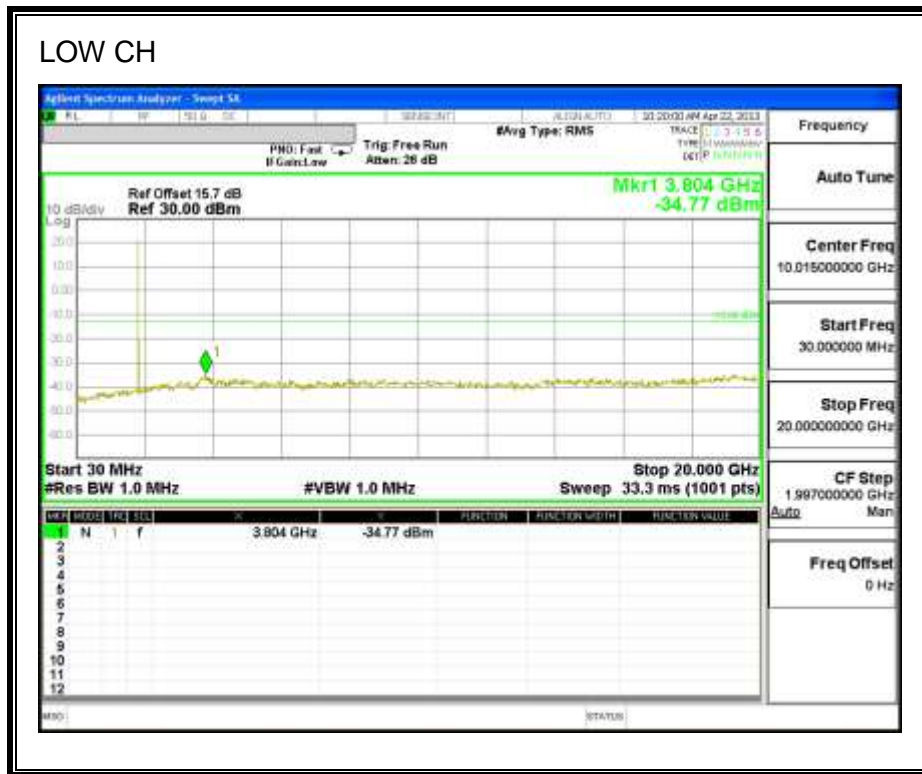
**UMTS1900**

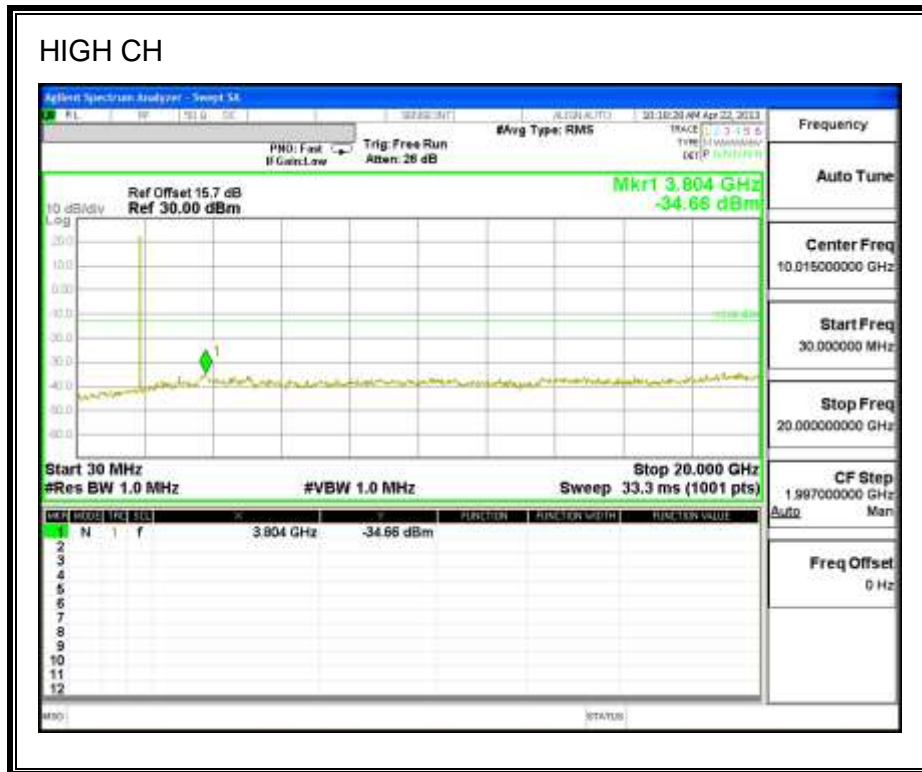
**REL 99 (PCS Band)**





**HSDPA (PCS Band)**



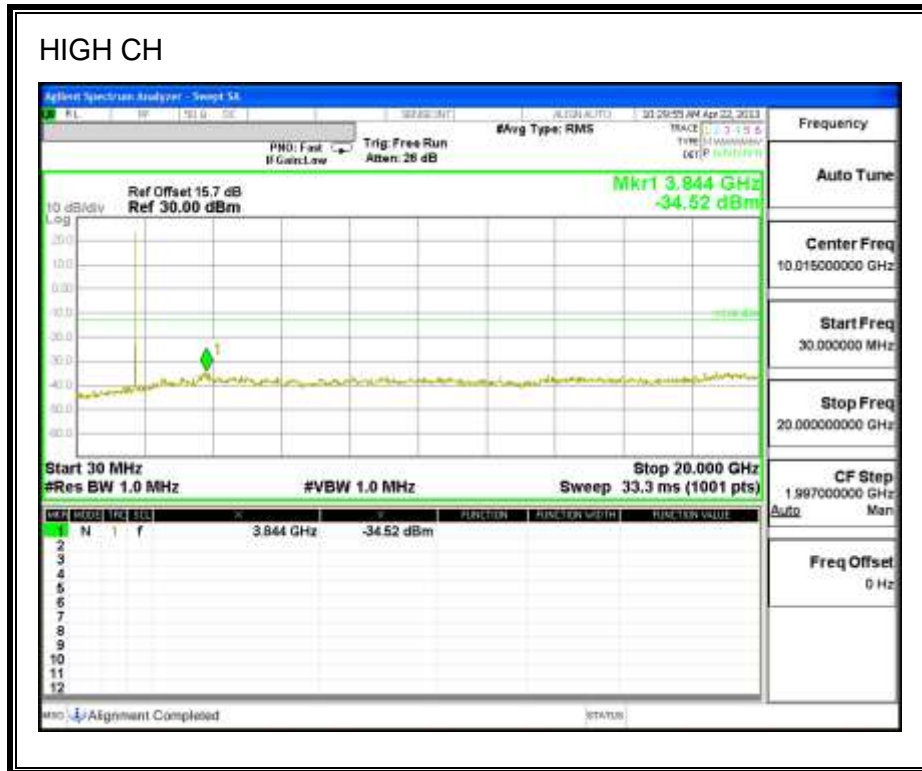




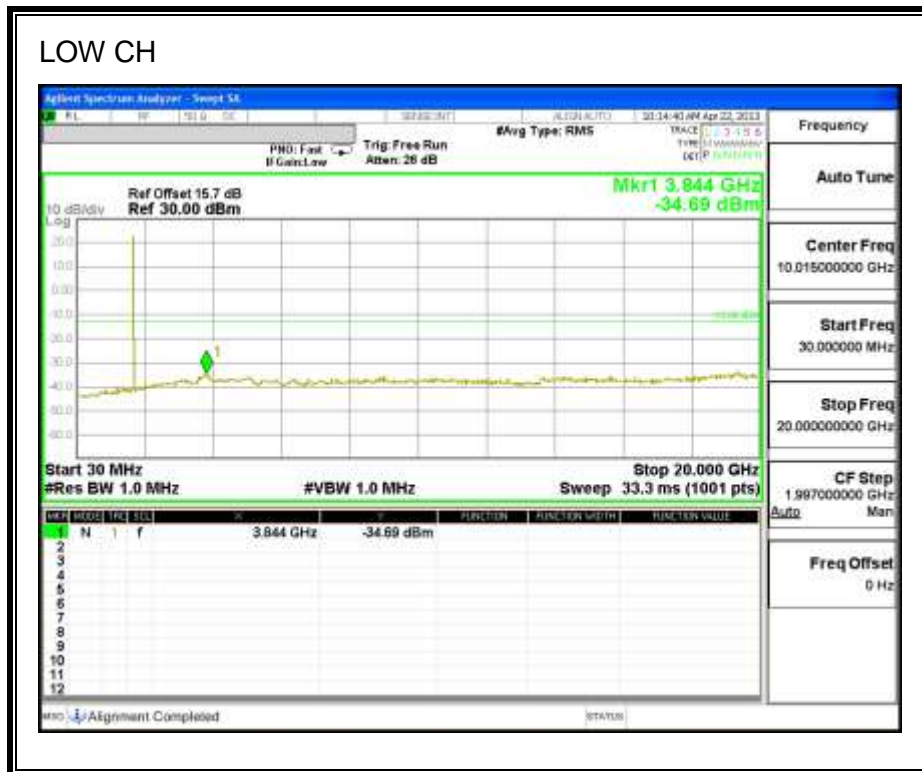
**UMTS1700**

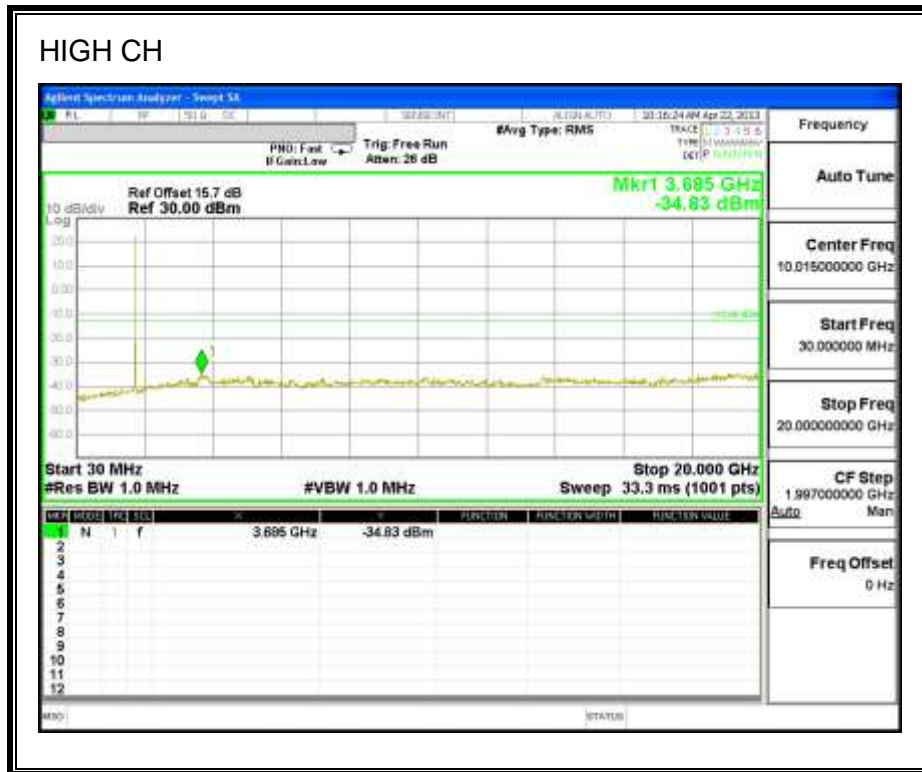
**REL 99 (AWS Band)**



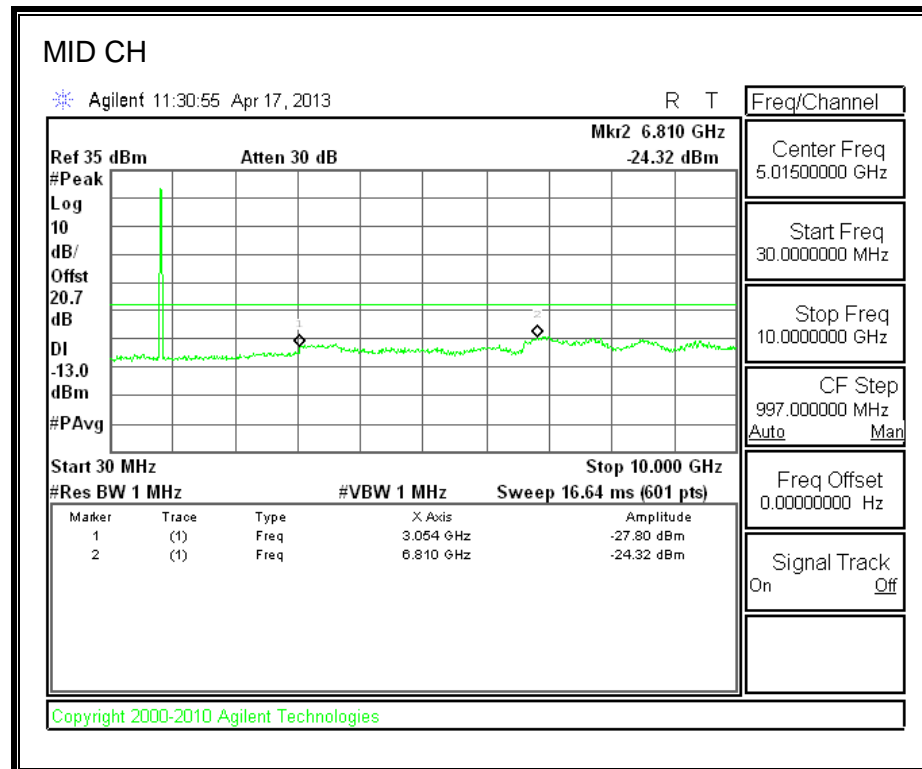
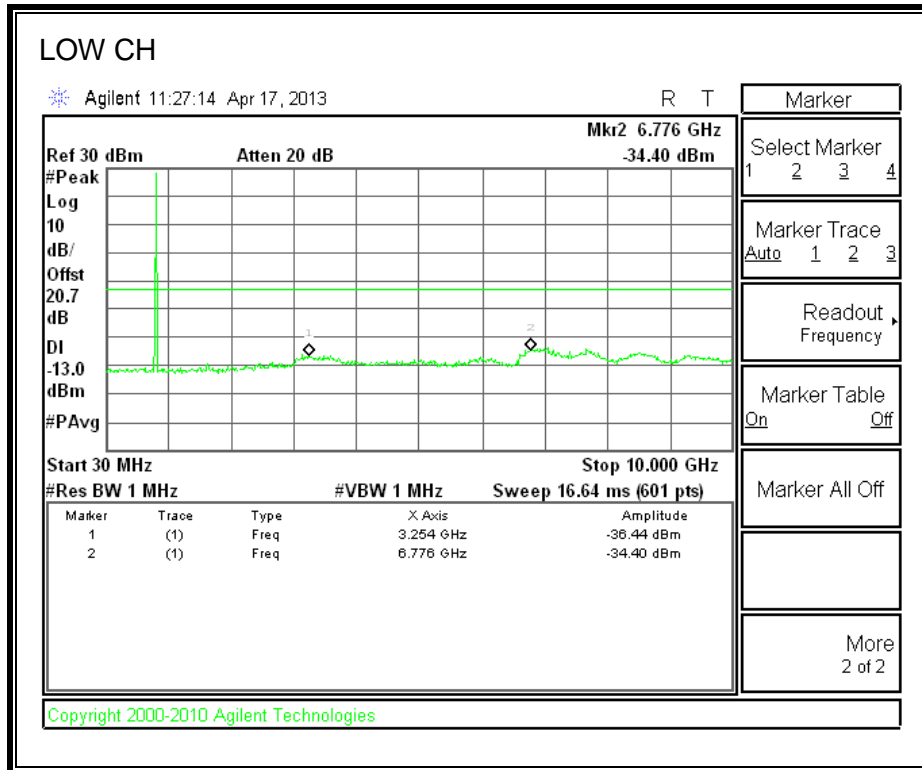


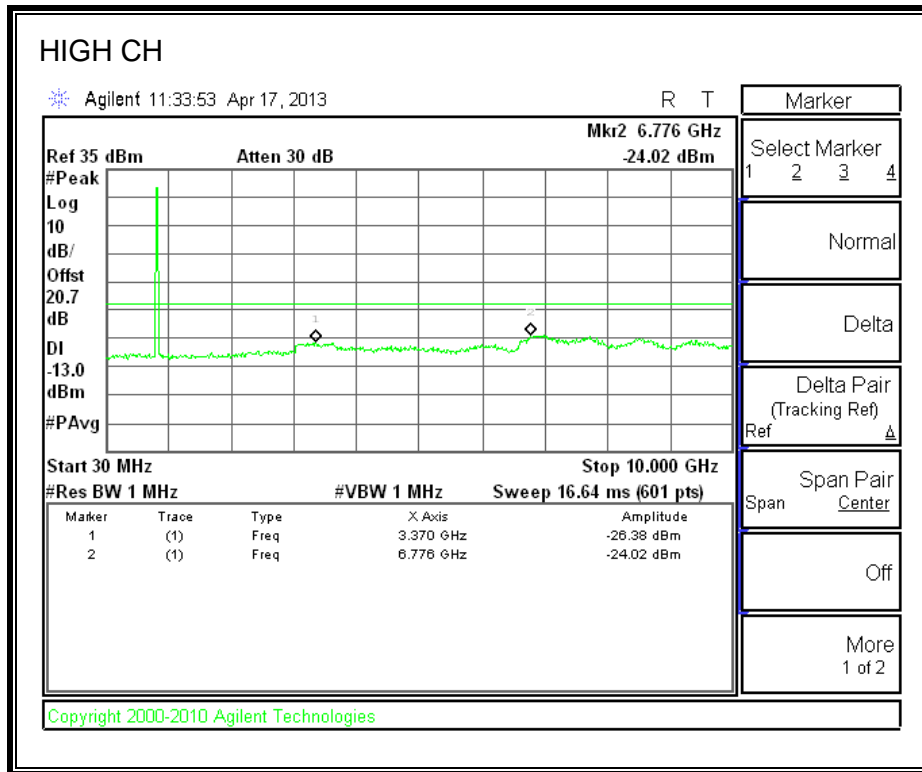
**HSDPA (AWS Band)**



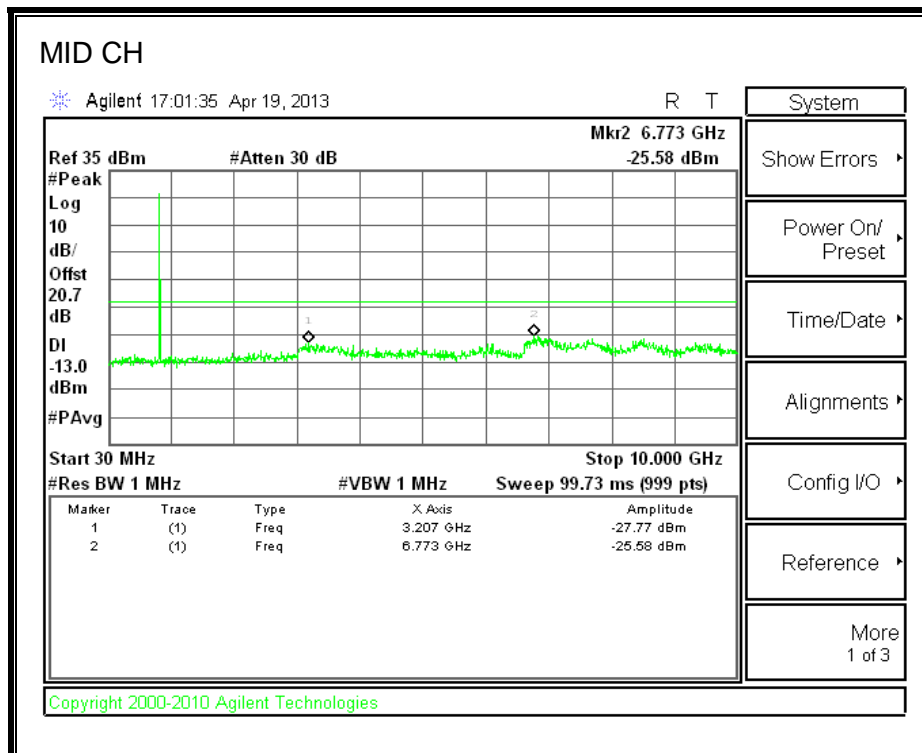
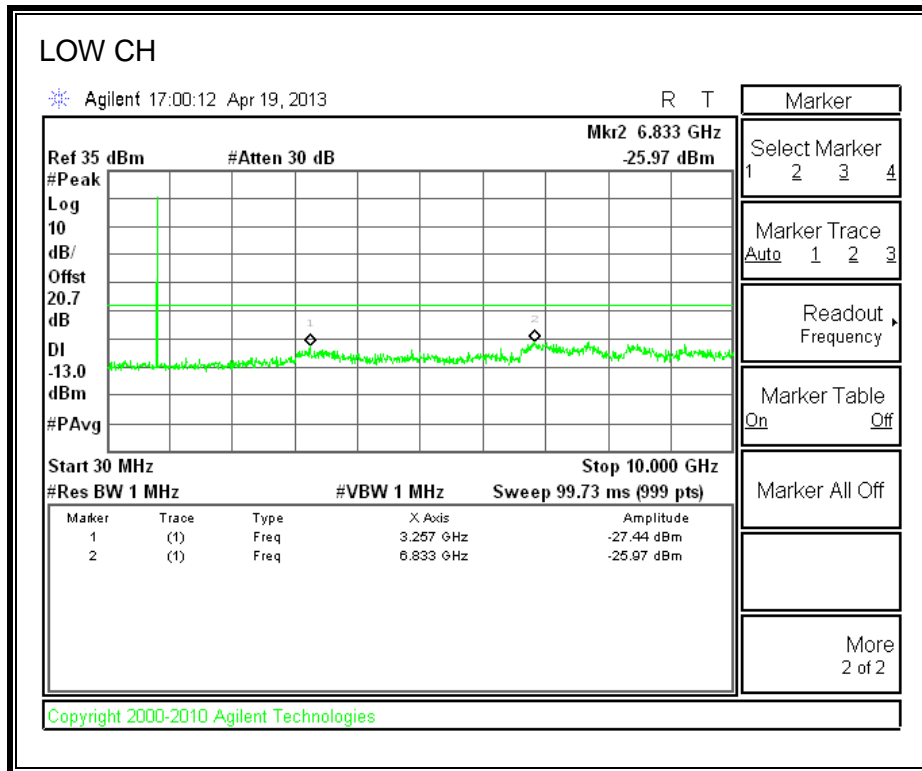


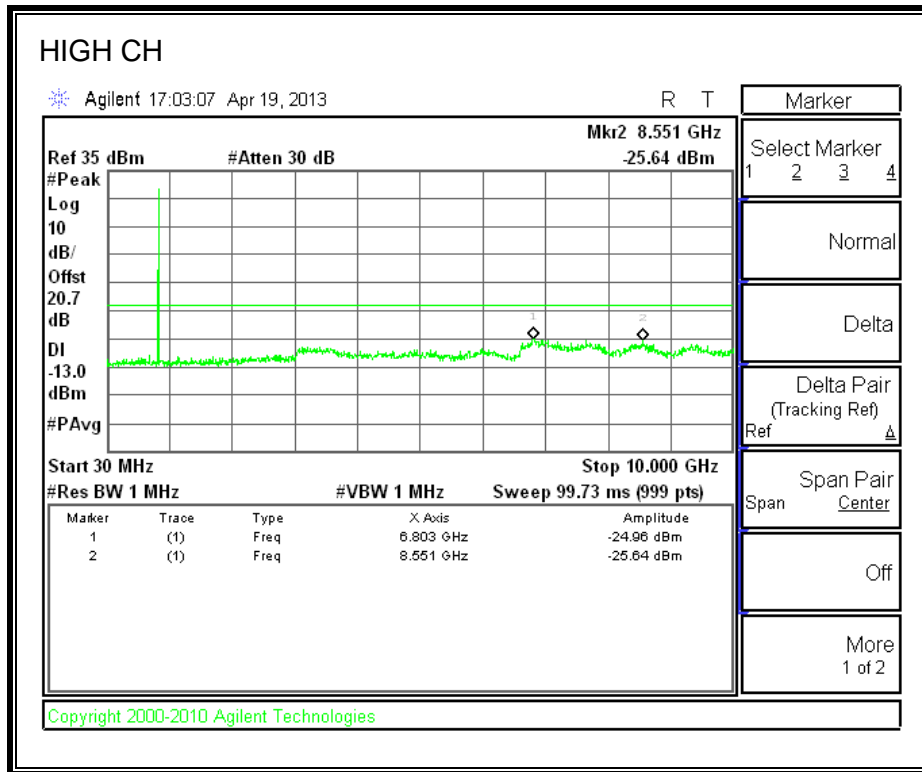
**CDMA2000 1xRTT, BC 0**





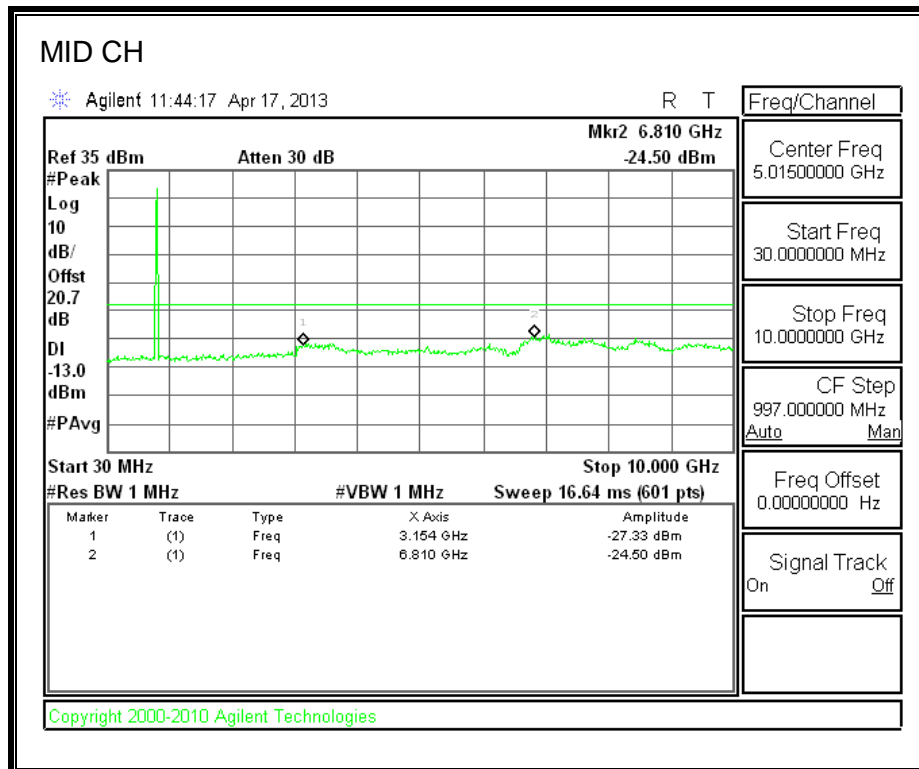
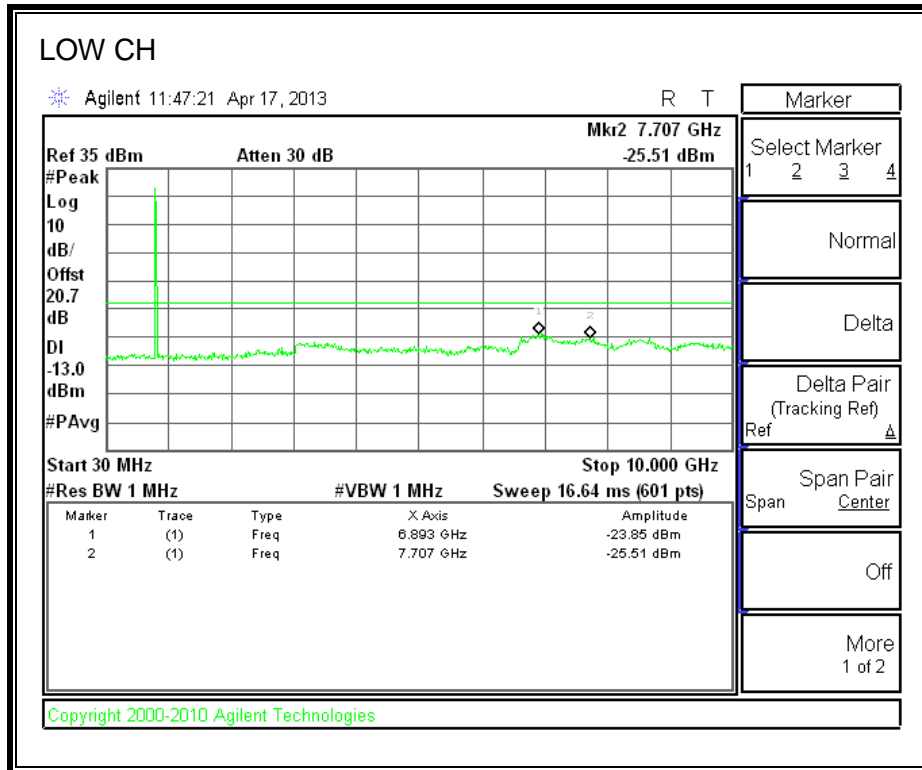
**EVDO Rev A, BC 0**

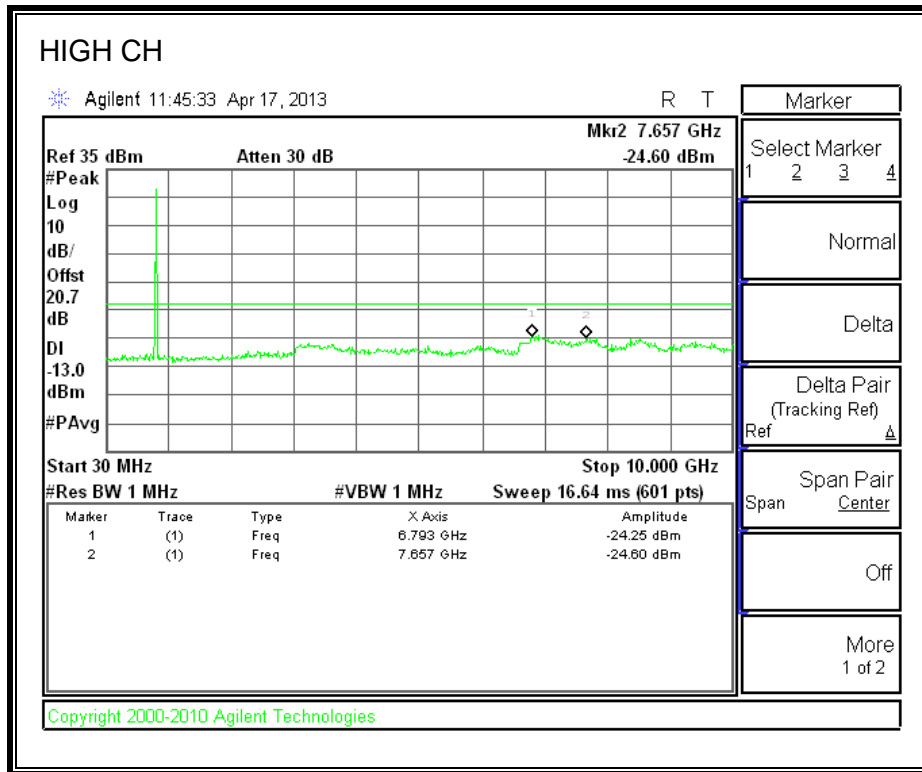




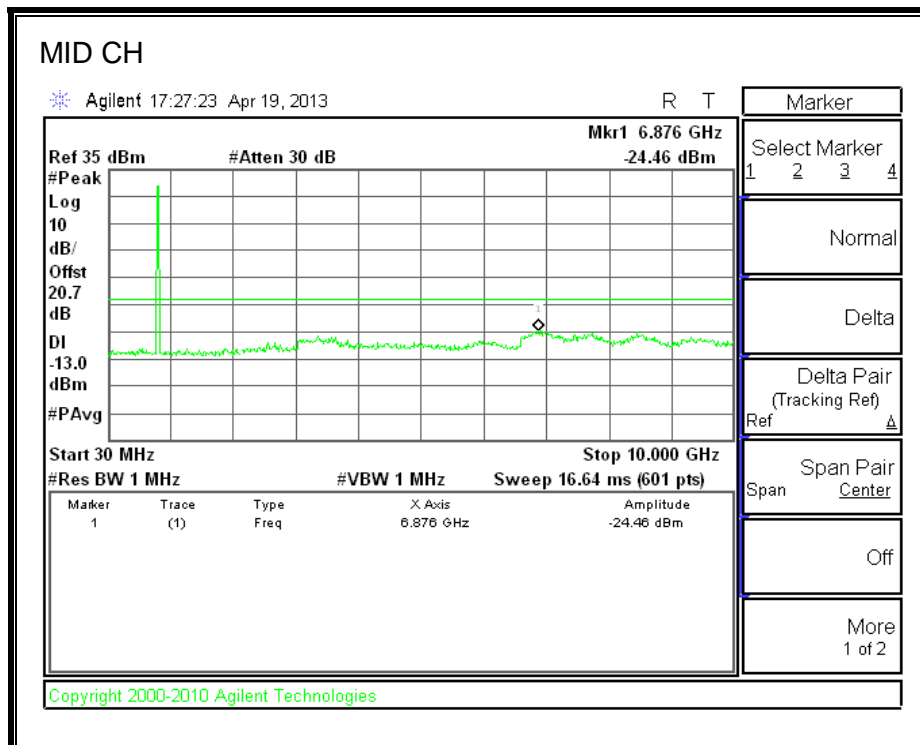
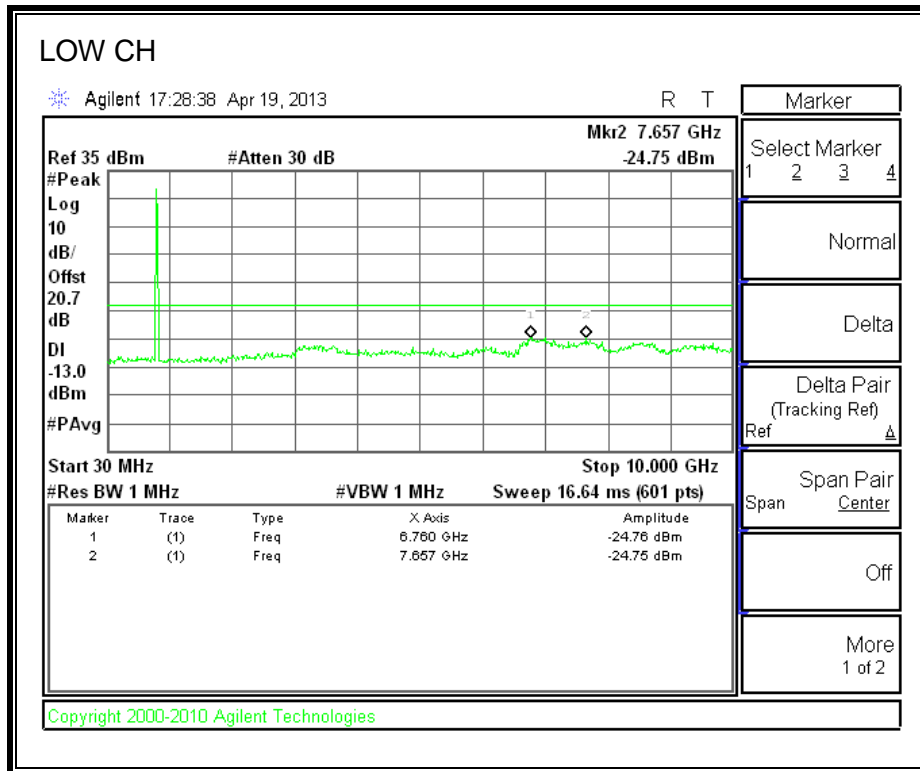


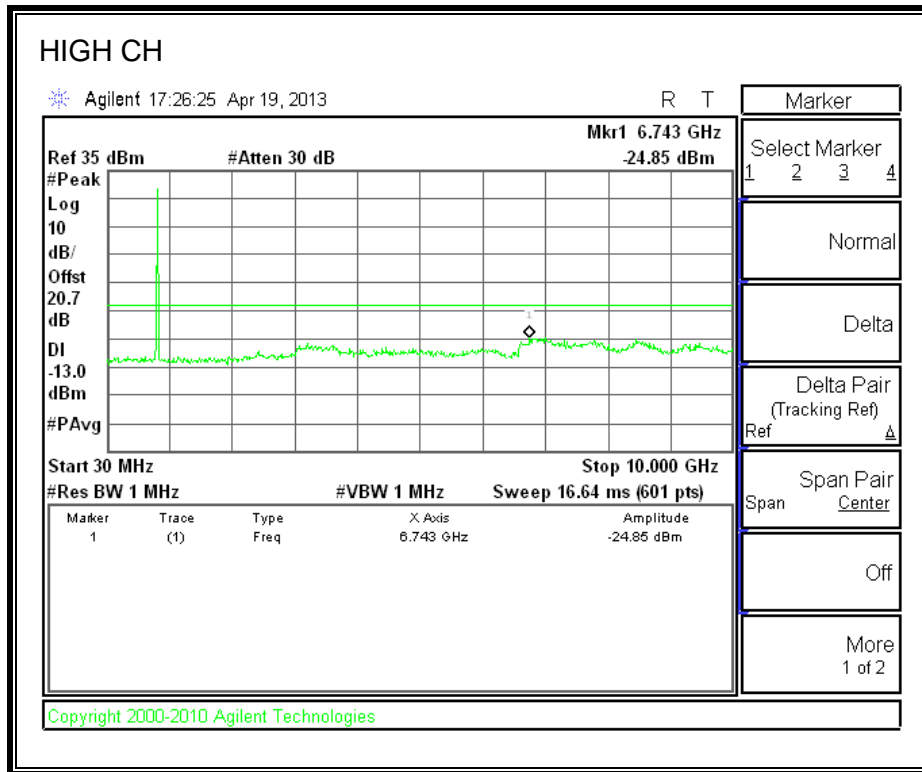
1xRTT, BC 10



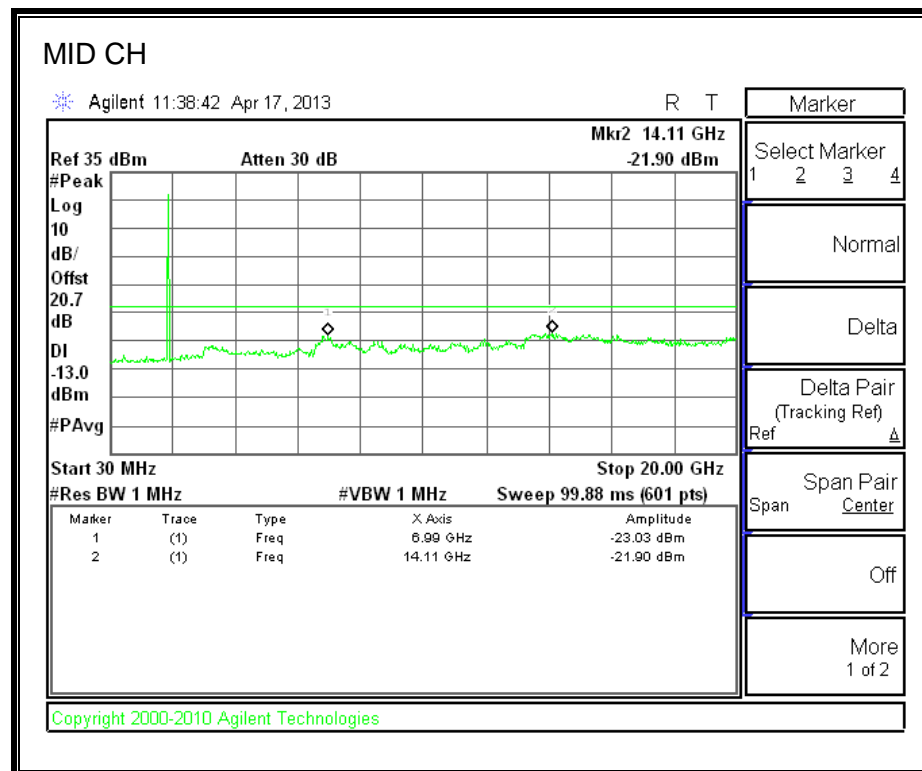
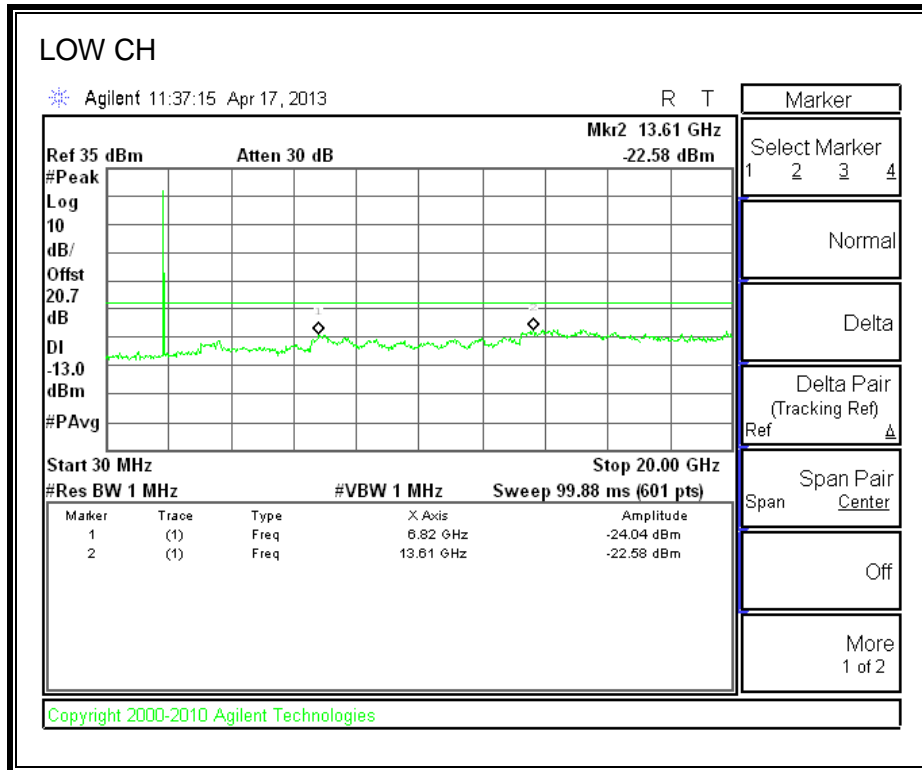


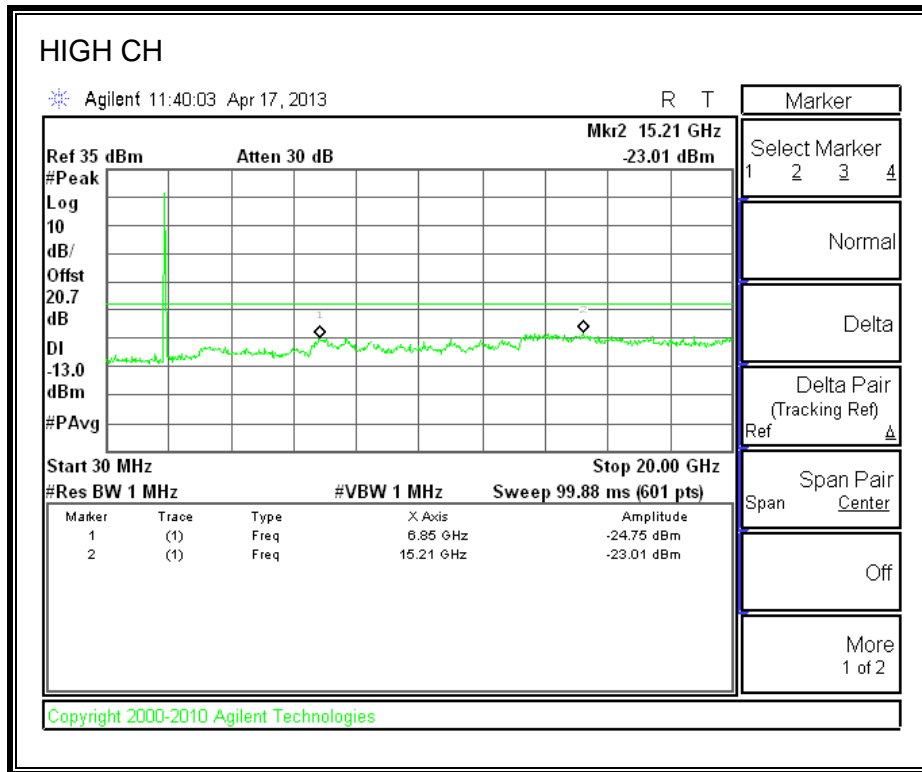
**EVDO Rev A, BC 10**



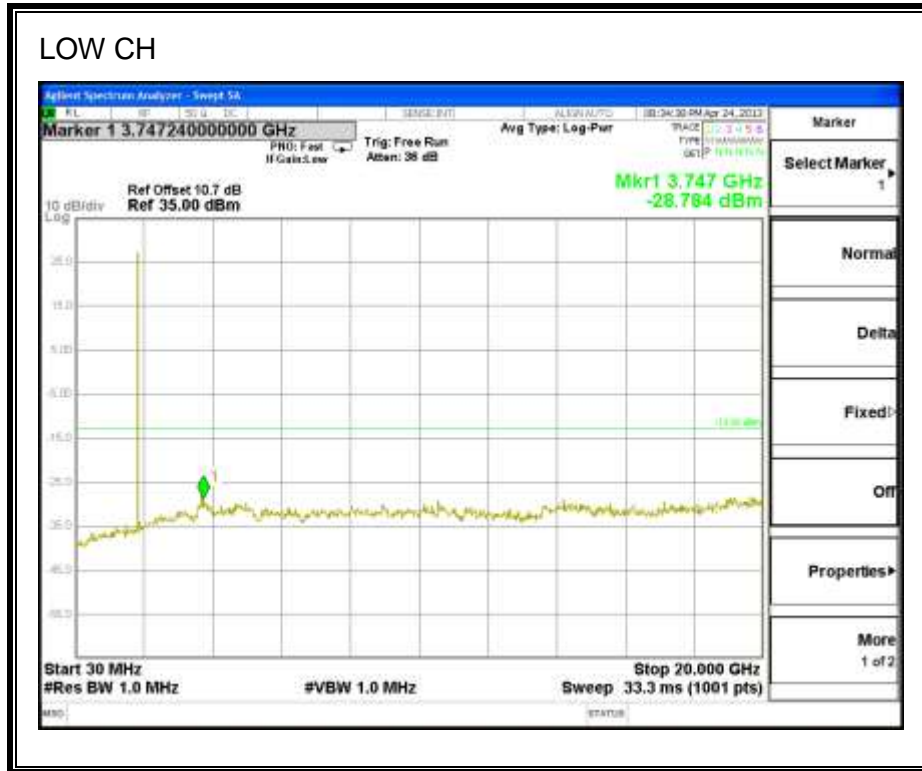


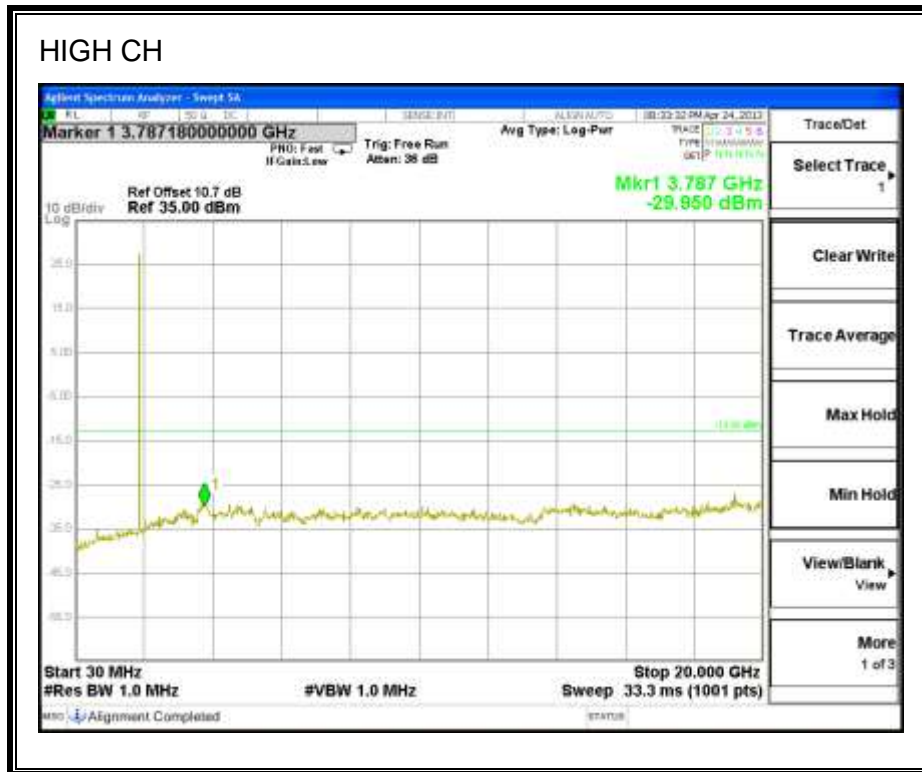
**1xRTT, BC 1**





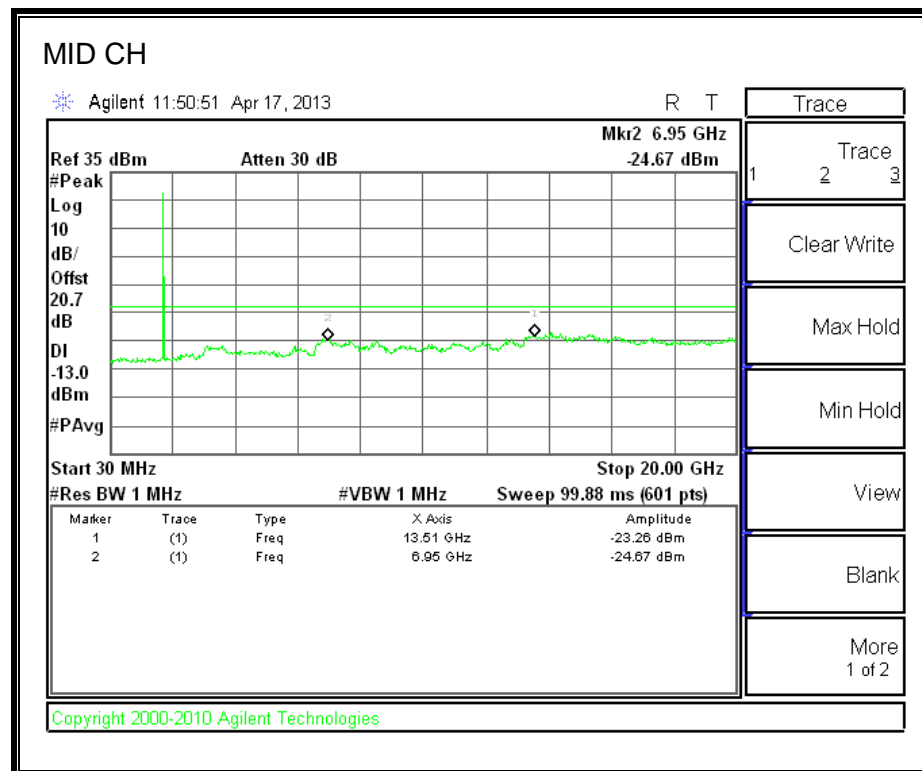
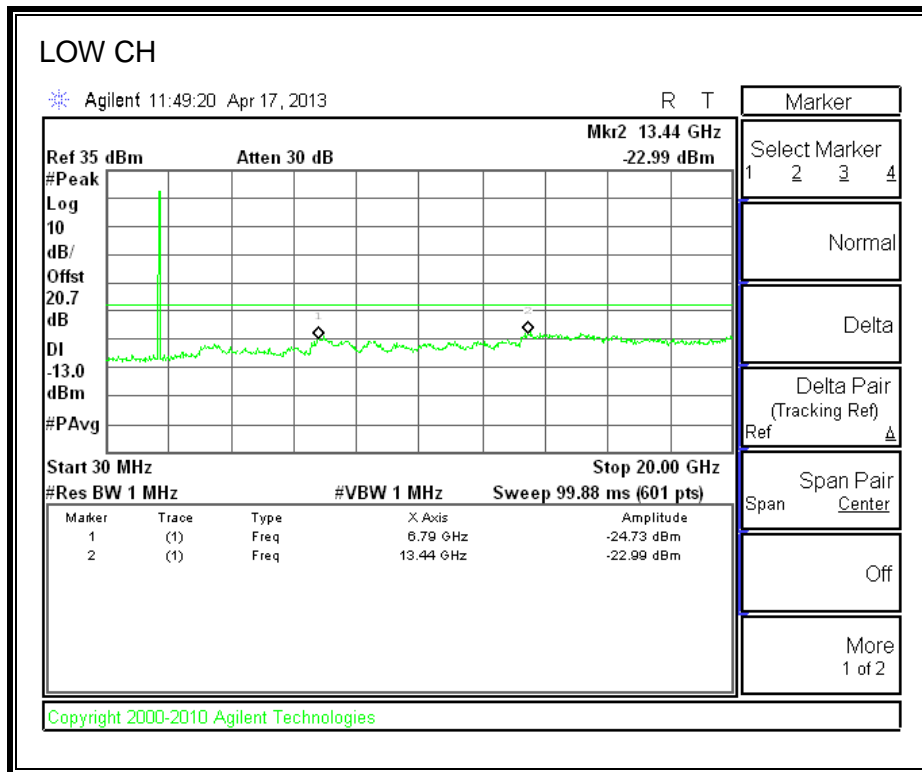
**EVDO Rev A, BC 1**

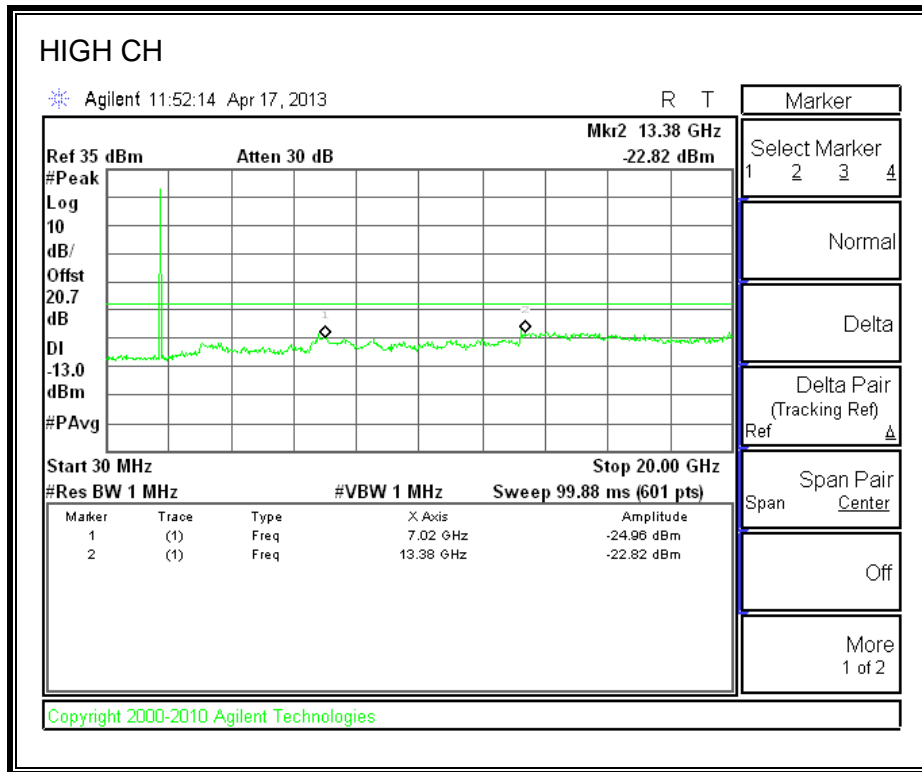




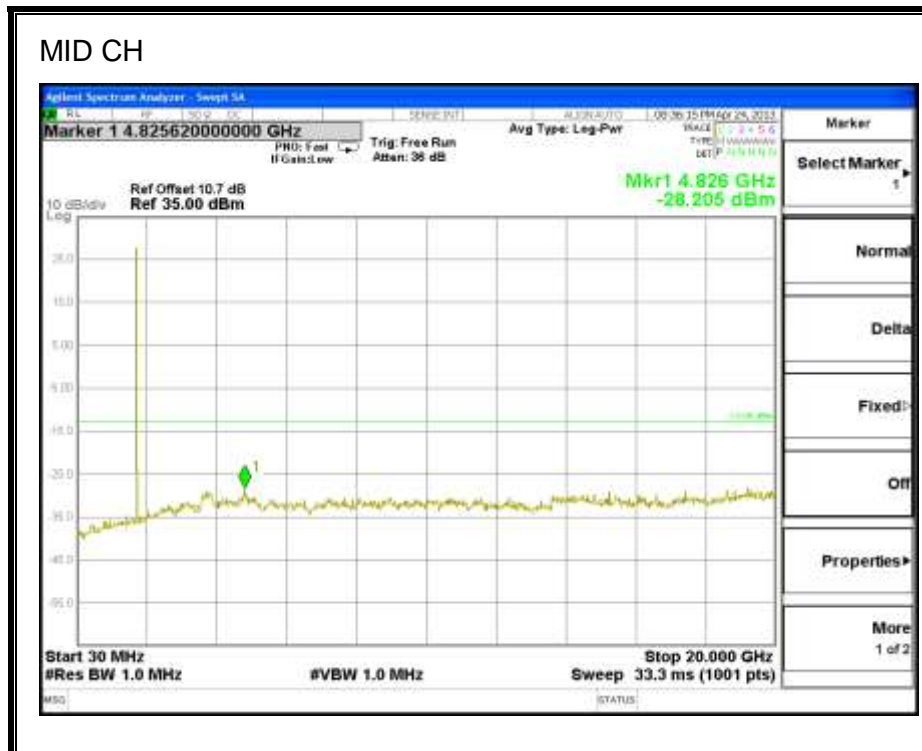
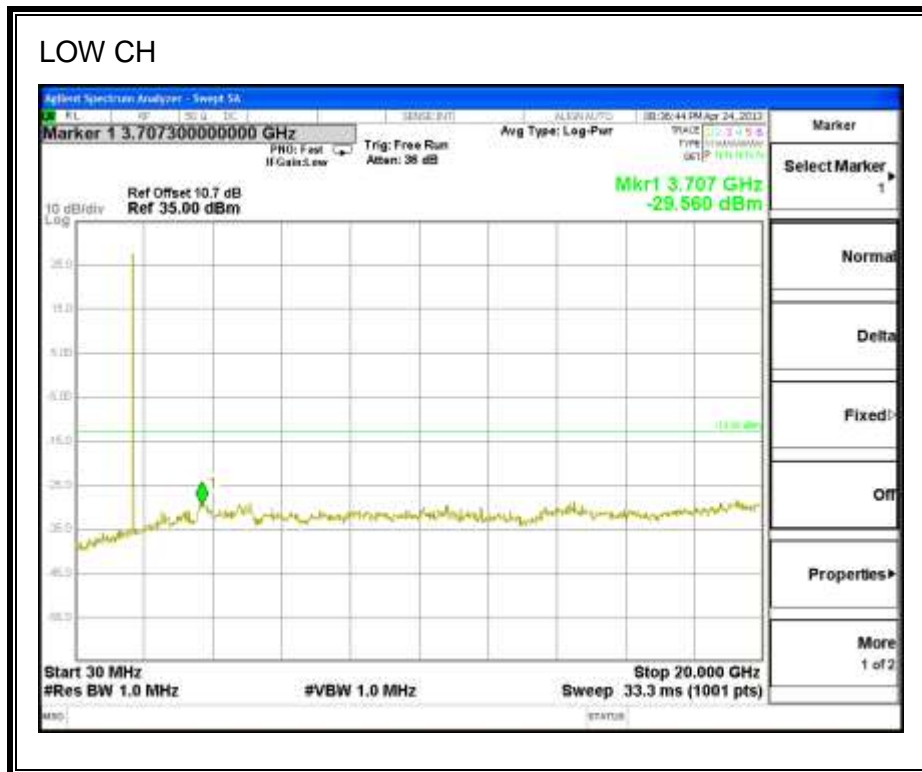


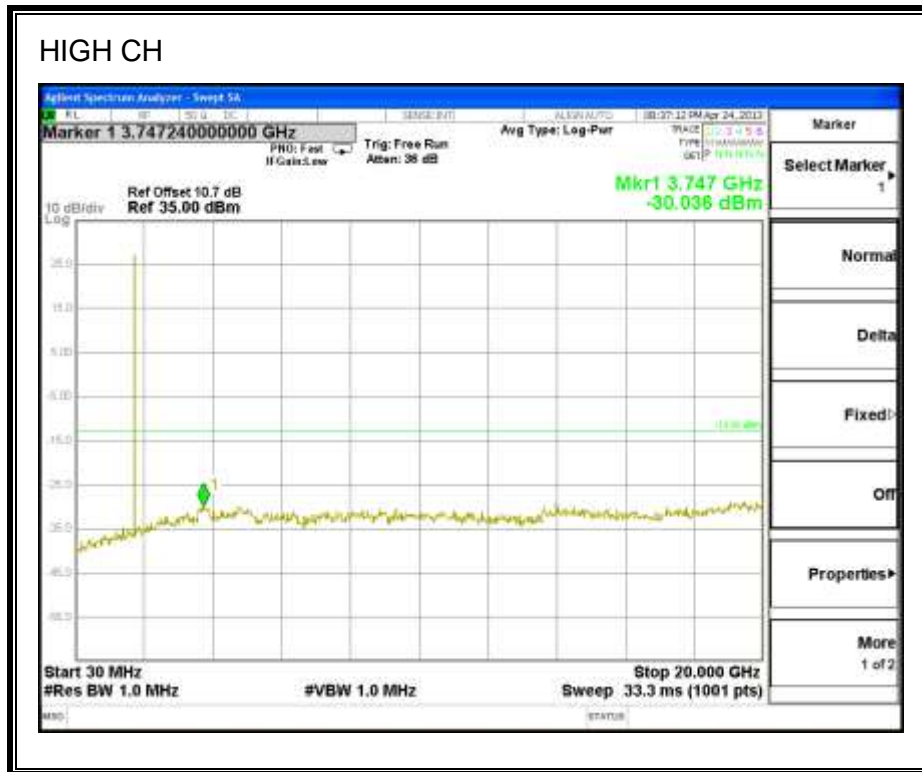
1xRTT, BC 15





**EVDO Rev A, BC 15**





## 8.4. FREQUENCY STABILITY

### RULE PART(S)

FCC: §2.1055, §22.355, §24.235, §27.54

### LIMITS

- §22.355 - The carrier frequency shall not depart from the reference frequency in excess of  $\pm 2.5$  ppm for mobile stations.
- §24.235 - The frequency stability shall be sufficient to ensure that the fundamental emission stays within the authorized frequency block.
- §27.54 - The frequency stability shall be sufficient to ensure that the fundamental emissions stay within the authorized bands of operation

### TEST PROCEDURE

Use Agilent 8960 and CMW 500 with Frequency Error measurement capability.

- Temp. =  $-30^{\circ}$  to  $+50^{\circ}\text{C}$
- Voltage =(85% - 115%)

#### **Frequency Stability vs Temperature:**

The EUT is placed inside a temperature chamber. The temperature is set to  $20^{\circ}\text{C}$  and allowed to stabilize. After sufficient soak time, the transmitting frequency error is measured. The temperature is increased by 10 degrees, allowed to stabilize and soak, and then the measurement is repeated. This is repeated until  $+50^{\circ}\text{C}$  is reached.

#### **Frequency Stability vs Voltage:**

The peak frequency error is recorded (worst-case).

### MODES TESTED

- GPRS 850MHz, 1900MHz
- CDMA BC0, BC1, BC10 and BC15
- WCDMA ; HSDPA

### RESULTS

See the following pages.

**CELL, GPRS MODULATION – MID CHANNEL**

Reference Frequency: Cellular Mid Channel 836.599964 MHz @ 20°C				
Limit: to stay +/- 2.5 ppm = 2091.500 Hz				
Power Supply (Vdc)	Environment Temperature (°C)	Frequency Deviation Measured with Time Elapse		
		(MHz)	Delta (ppm)	Limit (ppm)
3.80	50	836.599926	0.045	2.5
3.80	40	836.599927	0.044	2.5
3.80	30	836.599930	0.041	2.5
<b>3.80</b>	<b>20</b>	<b>836.599964</b>	<b>0</b>	2.5
3.80	10	836.599933	0.037	2.5
3.80	0	836.599930	0.041	2.5
3.80	-10	836.599942	0.026	2.5
3.80	-20	836.599923	0.049	2.5
3.80	-30	836.599978	-0.017	2.5

Reference Frequency: Cellular Mid Channel 836.599964MHz @ 20°C				
Limit: to stay +/- 2.5 ppm = 2091.500 Hz				
Power Supply (Vdc)	Environment Temperature (°C)	Frequency Deviation Measured with Time Elapse		
		(MHz)	Delta (ppm)	Limit (ppm)
<b>3.80</b>	<b>20</b>	<b>836.599964</b>	<b>0</b>	<b>2.5</b>
4.20	20	836.599930	0.041	2.5
3.40	20	836.599933	0.037	2.5
End Volt(3.2)	20	836.599929	0.042	2.5

**PCS, GPRS MODULATION – MID CHANNEL**

Reference Frequency: PCS Mid Channel 1880.000017 MHz @ 20°C				
Limit: within the authorized block or +/- 2.5 ppm = 4700.000 Hz				
Power Supply (Vdc)	Environment Temperature (°C)	Frequency Deviation Measured with Time Elapse		
		(MHz)	Delta (ppm)	Limit (ppm)
3.80	50	1880.000003	0.007	2.5
3.80	40	1880.000002	0.008	2.5
3.80	30	1880.000005	0.006	2.5
<b>3.80</b>	<b>20</b>	<b>1880.000017</b>	<b>0</b>	<b>2.5</b>
3.80	10	1880.000037	-0.011	2.5
3.80	0	1880.000006	0.006	2.5
3.80	-10	1880.000006	0.006	2.5
3.80	-20	1880.000004	0.007	2.5
3.80	-30	1879.999995	0.012	2.5

Reference Frequency: PCS Mid Channel 1880.000017 MHz @ 20°C				
Limit: within the authorized block or +/- 2.5 ppm = 4700.000 Hz				
Power Supply (Vdc)	Environment Temperature (°C)	Frequency Deviation Measured with Time Elapse		
		(MHz)	Delta (ppm)	Limit (ppm)
<b>3.80</b>	<b>20</b>	<b>1880.000017</b>	<b>0.00000</b>	<b>2.5</b>
4.20	20	1880.000003	0.00745	2.5
3.40	20	1879.999995	0.01170	2.5
End Volt(3.2)	20	1880.000002	0.00798	2.5

**CELL WCDMA – MID**

Reference Frequency: Cellular Mid Channel 836.000003 MHz @ 20°C				
Limit: to stay +/- 2.5 ppm = 2089.000 Hz				
Power Supply (Vdc)	Environment Temperature (°C)	Frequency Deviation Measured with Time Elapse		
		(MHz)	Delta (ppm)	Limit (ppm)
3.80	50	835.600002	0.001	2.5
3.80	40	835.600003	0.000	2.5
3.80	30	835.600004	-0.001	2.5
<b>3.80</b>	<b>20</b>	<b>835.600003</b>	<b>0</b>	<b>2.5</b>
3.80	10	835.600005	-0.002	2.5
3.80	0	835.600003	0.000	2.5
3.80	-10	835.600002	0.001	2.5
3.80	-20	835.600003	0.000	2.5
3.80	-30	835.599997	0.007	2.5

Reference Frequency: Cellular Mid Channel 836.000003 MHz @ 20°C				
Limit: to stay +/- 2.5 ppm = 2089.000 Hz				
Power Supply (Vdc)	Environment Temperature (°C)	Frequency Deviation Measured with Time Elapse		
		(MHz)	Delta (ppm)	Limit (ppm)
<b>3.80</b>	<b>20</b>	<b>835.600003</b>	<b>0</b>	<b>2.5</b>
4.20	20	835.600002	0.001	2.5
3.40	20	835.600003	0.000	2.5
End Volt(3.2)	20	835.600002	0.001	2.5

**PCS, WCDMA – MID CHANNEL**

Reference Frequency: PCS Mid Channel 1879.999989 MHz @ 20°C				
Limit: within the authorized block or +/- 2.5 ppm = 4700.000 Hz				
Power Supply (Vdc)	Environment Temperature (°C)	Frequency Deviation Measured with Time Elapse		
		(MHz)	Delta (ppm)	Limit (ppm)
3.80	50	1879.999988	0.0005	2.5
3.80	40	1879.999988	0.0005	2.5
3.80	30	1879.999990	-0.0005	2.5
<b>3.80</b>	<b>20</b>	<b>1879.999989</b>	<b>0</b>	<b>2.5</b>
3.80	10	1879.999987	0.0011	2.5
3.80	0	1879.999991	-0.0011	2.5
3.80	-10	1879.999993	-0.0021	2.5
3.80	-20	1879.999995	-0.0032	2.5
3.80	-30	1879.999995	-0.0032	2.5

Reference Frequency: PCS Mid Channel 1879.999989 MHz @ 20°C				
Limit: within the authorized block or +/- 2.5 ppm = 4700.000 Hz				
Power Supply (Vdc)	Environment Temperature (°C)	Frequency Deviation Measured with Time Elapse		
		(MHz)	Delta (ppm)	Limit (ppm)
<b>3.80</b>	<b>20</b>	<b>1879.999989</b>	<b>0</b>	<b>2.5</b>
<b>4.20</b>	20	1879.999994	-0.0027	2.5
<b>3.40</b>	20	1879.999996	-0.0037	2.5
<b>End Volt(3.2)</b>	20	1879.999995	-0.0032	2.5

**CDMA BC 0**

Reference Frequency: CDMA_BC 0_Mid Channel 836.519987 MHz @ 20°C				
Limit: to stay +/- 2.5 ppm = 2091.300 Hz				
Power Supply (Vdc)	Environment Temperature (°C)	Frequency Deviation Measured with Time Elapse		
		(MHz)	Delta (ppm)	Limit (ppm)
3.80	50	836.519985	0.002	2.5
3.80	40	836.519985	0.002	2.5
3.80	30	836.519986	0.001	2.5
<b>3.80</b>	<b>20</b>	<b>836.519987</b>	<b>0</b>	<b>2.5</b>
3.80	10	836.519986	0.001	2.5
3.80	0	836.519987	0.000	2.5
3.80	-10	836.519987	0.000	2.5
3.80	-20	836.519985	0.002	2.5
3.80	-30	836.519989	-0.002	2.5

Reference Frequency: CDMA_BC 0_Mid channel 836.519987 MHz @ 20°C				
Limit: to stay +/- 2.5 ppm = 2091.300 Hz				
Power Supply (Vdc)	Environment Temperature (°C)	Frequency Deviation Measured with Time Elapse		
		(MHz)	Delta (ppm)	Limit (ppm)
<b>3.80</b>	<b>20</b>	<b>836.519987</b>	<b>0</b>	<b>2.5</b>
4.20	20	836.519987	0.000	2.5
3.40	20	836.519988	-0.001	2.5
End Volt(3.2)	20	836.519989	-0.002	2.5

**CDMA BC 10**

Reference Frequency: CDMA_BC 10_Mid Channel 820.500007 MHz @ 20°C				
Limit: to stay +/- 2.5 ppm = 2051.250 Hz				
Power Supply (Vac)	Environment Temperature (°C)	Frequency Deviation Measured with Time Elapse		
		(MHz)	Delta (ppm)	Limit (ppm)
3.80	50	820.500006	0.001	2.5
3.80	40	820.500007	0.000	2.5
3.80	30	820.500005	0.002	2.5
<b>3.80</b>	<b>20</b>	<b>820.500007</b>	<b>0</b>	<b>2.5</b>
3.80	10	820.500021	-0.017	2.5
3.80	0	820.500009	-0.002	2.5
3.80	-10	820.500007	0.000	2.5
3.80	-20	820.500006	0.001	2.5
3.80	-30	820.499991	0.020	2.5

Reference Frequency: CDMA_BC 10_Mid Channel 820.500007 MHz @ 20°C				
Limit: to stay +/- 2.5 ppm = 2051.250 Hz				
Power Supply (Vac)	Environment Temperature (°C)	Frequency Deviation Measured with Time Elapse		
		(MHz)	Delta (ppm)	Limit (ppm)
<b>3.80</b>	<b>20</b>	<b>820.500007</b>	<b>0</b>	<b>2.5</b>
4.20	20	836.500006	-19500.303	2.5
3.40	20	836.500005	-19500.302	2.5
End Volt(3.2)	20	836.500005	-19500.302	2.5



**CDMA BC 1**

Reference Frequency: CDMA_BC 1_Mid Channel 1880.000018 MHz @ 20°C Limit: to stay +/- 2.5 ppm = 4700.000 Hz				
Power Supply (Vdc)	Environment Temperature (°C)	Frequency Deviation Measured with Time Elapse		
		(MHz)	Delta (ppm)	Limit (ppm)
3.80	50	1880.000018	0.000	2.5
3.80	40	1880.000017	0.001	2.5
3.80	30	1880.000017	0.001	2.5
<b>3.80</b>	<b>20</b>	<b>1880.000018</b>	<b>0</b>	2.5
3.80	10	1880.000015	0.002	2.5
3.80	0	1880.000018	0.000	2.5
3.80	-10	1880.000016	0.001	2.5
3.80	-20	1880.000013	0.003	2.5
3.80	-30	1880.000012	0.003	2.5

Reference Frequency: CDMA_BC 1_Mid channel 1880.000018 MHz @ 20°C Limit: to stay +/- 2.5 ppm = 4700.000 Hz				
Power Supply (Vdc)	Environment Temperature (°C)	Frequency Deviation Measured with Time Elapse		
		(MHz)	Delta (ppm)	Limit (ppm)
<b>3.80</b>	<b>20</b>	<b>1880.000018</b>	<b>0</b>	<b>2.5</b>
4.20	20	1880.000015	0.002	2.5
3.40	20	1880.000013	0.003	2.5
End Volt(3.2)	20	1880.000011	0.004	2.5

**CDMA BC 15**

Reference Frequency: CDMA_BC 15_Mid Channel 1733.000015 MHz @ 20°C Limit: to stay +/- 2.5 ppm = 4332.500 Hz				
Power Supply (Vac)	Environment Temperature (°C)	Frequency Deviation Measured with Time Elapse		
		(MHz)	Delta (ppm)	Limit (ppm)
3.80	50	1733.000024	-0.005	2.5
3.80	40	1733.000024	-0.005	2.5
3.80	30	1733.000015	0.000	2.5
<b>3.80</b>	<b>20</b>	<b>1733.000015</b>	<b>0</b>	2.5
3.80	10	1733.000017	-0.001	2.5
3.80	0	1733.000017	-0.001	2.5
3.80	-10	1733.000016	-0.001	2.5
3.80	-20	1733.000012	0.002	2.5
3.80	-30	1733.000015	0.000	2.5

Reference Frequency:CDMA_BC 15_Mid Channel 1733.000015 MHz @ 20°C Limit: to stay +/- 2.5 ppm = 4332.500 Hz				
Power Supply (Vac)	Environment Temperature (°C)	Frequency Deviation Measured with Time Elapse		
		(MHz)	Delta (ppm)	Limit (ppm)
<b>3.80</b>	<b>20</b>	<b>1733.000015</b>	<b>0</b>	<b>2.5</b>
4.20	20	1733.000016	-0.001	2.5
3.40	20	1733.000014	0.001	2.5
End Volt(3.2)	20	1733.000013	0.001	2.5

## 9. RADIATED TEST RESULTS

### 9.1. RADIATED POWER (ERP & EIRP)

#### RULE PART(S)

FCC: §2.1046, §22.913, §24.232, § 90.635.

#### LIMITS

22.913(a) - The ERP of mobile transmitters and auxiliary test transmitters must not exceed 7 Watts.

24.232(c) - Mobile/portable stations are limited to 2 watts e.i.r.p. peak power and the equipment must employ means to limit the power to the minimum necessary for successful communications.

§ 90.635 Limitations on power and antenna height.

(a) The effective radiated power and antenna height for base stations may not exceed 1 kilowatt (30 dBw) and 304 m. (1,000 ft.) above average terrain (AAT), respectively, or the equivalent thereof as determined from the Table. These are maximum values, and applicants will be required to justify power levels and antenna heights requested.

(b) The maximum output power of the transmitter for mobile stations is 100 watts (20 dBw).

Table—Equivalent Power and Antenna Heights for Base Stations in the 851–869 MHz and 935–940 MHz Bands Which Have a Requirement for a 32 km (20 mi) Service Area Radius

Antenna height (ATT) meters (feet)	Effective radiated power (watts) <sup>1,2,4</sup>
Above 1,372 (4,500)	65
Above 1,220 (4,000) to 1,372 (4,500)	70
Above 1,067 (3,500) to 1,220 (4,000)	75
Above 915 (3,000) to 1,067 (3,500)	100
Above 763 (2,500) to 915 (3,000)	140
Above 610 (2,000) to 763 (2,500)	200
Above 458 (1,500) to 610 (2,000)	350
Above 305 (1,000) to 458 (1,500)	600
Up to 305 (1,000)	31,000

1 Power is given in terms of effective radiated power (ERP).

2 Applicants in the Los Angeles, CA, area who demonstrate a need to serve both the downtown and fringe areas will be permitted to utilize an ERP of 1 kw at the following mountaintop sites: Santiago Park, Sierra Peak, Mount Lukens, and Mount Wilson.

3 Stations with antennas below 305 m (1,000 ft) (AAT) will be restricted to a maximum power of 1 kw (ERP).

In addition, when the transmitter power is measured in terms of average value, the peak-to-average ratio of the power shall not exceed 13 dB.

### **TEST PROCEDURE**

ANSI / TIA / EIA 603C Clause 2.2.17

KDB 971168 v02r01 RF Power output using broadband peak and average power meter method

### **MODES TESTED**

PORT A and B:

- GPRS and EGPRS
- UMTS, REL 99 and HSDPA
- CDMA2000, 1xRTT and EVDO, Rev A, BC0, BC1
- BC10, BC15

**LAT (PORT A)**

Mode	Channel	f (MHz)	ERP	
			dBm	mW
GPRS	128	824.20	28.57	719.45
	190	836.60	28.91	778.04
	251	848.80	28.40	691.83
GPRS	512	1850.20	29.04	801.68
	661	1880.00	29.96	990.83
	810	1909.80	29.38	866.96

Mode	Channel	f (MHz)	EIRP	
			dBm	mW
EGPRS	128	824.20	27.50	562.34
	190	836.60	27.60	575.44
	251	848.80	27.54	567.54
EGPRS	512	1850.20	28.20	660.69
	661	1880.00	29.48	887.16
	810	1909.80	29.27	845.28

**UAT (PORT B)**

Mode	Channel	f (MHz)	ERP / EIRP	
			dBm	mW
GPRS	128	824.20	24.50	281.84
	190	836.60	25.30	338.84
	251	848.80	25.20	331.13
GPRS	512	1850.20	26.24	420.73
	661	1880.00	26.76	474.24
	810	1909.80	26.18	414.95

Mode	Channel	f (MHz)	ERP / EIRP	
			dBm	mW
EGPRS	128	824.20	26.10	407.38
	190	836.60	26.30	426.58
	251	848.80	26.60	457.09
EGPRS	512	1850.20	26.10	407.38
	661	1880.00	26.88	487.53
	810	1909.80	27.37	545.76

**LAT (PORT A)**

Mode	Channel	f (MHz)	ERP ( Average)	
			dBm	mW
UMTS, REL 99	4357	826.40	20.00	100.00
	4405	836.00	20.70	117.49
	4455	846.00	20.00	100.00
UMTS, HSDPA	4357	826.40	19.30	85.11
	4405	836.00	19.90	97.72
	4455	846.00	19.10	81.28

Mode	Channel	f (MHz)	EIRP	
			dBm	mW
UMTS, REL 99	1537	1712.40	29.16	824.14
	1638	1732.60	29.65	922.57
	1738	1752.50	29.37	864.97
UMTS, HSDPA	1537	1712.40	28.80	758.58
	1638	1732.60	29.13	818.46
	1738	1752.50	28.17	656.15

Mode	Channel	f (MHz)	EIRP	
			dBm	mW
UMTS, REL 99	9662	1852.40	29.14	820.35
	9800	1880.00	29.86	968.28
	9938	1907.60	29.48	887.16
UMTS, HSDPA	9662	1852.40	28.38	688.65
	9800	1880.00	29.20	831.76
	9938	1907.60	28.92	779.83

**UAT (PORT B)**

Mode	Channel	f (MHz)	ERP	
			dBm	mW
UMTS850, REL 99	4357	826.40	14.20	26.30
	4405	836.00	14.90	30.90
	4455	846.00	14.20	26.30
UMTS850, HSDPA	4357	826.40	14.30	26.92
	4405	836.00	14.70	29.51
	4455	846.00	13.90	24.55

Mode	Channel	f (MHz)	EIRP	
			dBm	mW
UMTS, REL 99	1537	1712.40	21.00	125.89
	1638	1732.60	22.53	179.06
	1738	1752.50	22.41	174.18
UMTS, HSDPA	1537	1712.40	19.60	91.20
	1638	1732.60	20.73	118.30
	1738	1752.50	20.57	114.02

Mode	Channel	f (MHz)	EIRP	
			dBm	mW
UMTS1900, REL 99	9662	1852.40	21.14	130.02
	9800	1880.00	20.46	111.17
	9938	1907.60	20.08	101.86
UMTS1900, HSDPA	9662	1852.40	20.44	110.66
	9800	1880.00	19.76	94.62
	9938	1907.60	19.28	84.72

**LAT PORT**

Mode	Modulation	Channel	f (MHz)	ERP	
				dBm	mW
1xRTT	BC10	476	817.90	19.10	81.28
		526	819.15	20.00	100.00
		684	823.10	20.30	107.15
	BC0	1013	824.70	19.25	84.14
		384	836.52	19.90	97.72
		777	848.31	20.10	102.33

Mode	Modulation	Channel	f (MHz)	ERP	
				dBm	mW
1xRTT	BC1	25	1851.25	28.94	783.43
		600	1880.00	29.46	883.08
		1175	1908.75	29.58	907.82
	BC15	25	1711.25	27.80	602.56
		450	1732.50	27.58	572.80
		875	1753.75	27.77	598.41

**UAT / PORT B**

Mode	Modulation	Channel	f (MHz)	ERP	
				dBm	mW
1xRTT	BC10	476	817.90	15.50	35.48
		526	819.15	15.50	35.48
		684	823.10	15.90	38.90
	BC0	1013	824.70	14.90	30.90
		384	836.52	15.70	37.15
		777	848.31	16.10	40.74

Mode	Modulation	Channel	f (MHz)	EIRP	
				dBm	mW
1xRTT	BC1	25	1851.25	23.94	247.74
		600	1880.00	23.46	221.82
		1175	1908.75	22.88	194.09
	BC15	25	1711.25	22.04	159.96
		450	1732.50	23.66	232.27
		875	1753.75	23.98	250.03

**LAT EVDO A**

Mode	Modulation	Channel	f (MHz)	ERP	
				dBm	mW
EVDO	BC10	476	817.90	19.90	97.72
		526	819.15	20.10	102.33
		684	823.10	20.20	104.71
	BC0	1013	824.70	19.50	89.13
		384	836.52	20.00	100.00
		777	848.31	20.30	107.15

Mode	Modulation	Channel	f (MHz)	EIRP	
				dBm	mW
EVDO	BC1	25	1851.25	29.64	920.45
		600	1880.00	30.26	1061.70
		1175	1908.75	30.38	1091.44
	BC15	25	1711.25	28.50	707.95
		450	1732.50	28.53	712.85
		875	1753.75	28.67	736.21

**UAT, EVDO REV A**

Mode	Modulation	Channel	f (MHz)	ERP	
				dBm	mW
EVDO	BC10	476	817.90	15.50	35.48
		526	819.15	15.70	37.15
		684	823.10	16.00	39.81
	BC0	1013	824.70	15.20	33.11
		384	836.52	15.70	37.15
		777	848.31	16.14	41.11

Mode	Modulation	Channel	f (MHz)	EIRP	
				dBm	mW
EVDO	BC1	25	1851.25	24.94	311.89
		600	1880.00	24.86	306.20
		1175	1908.75	24.38	274.16
	BC15	25	1711.25	22.34	171.40
		450	1732.50	23.45	221.31
		875	1753.75	23.57	227.51

**LAT CDMA2000, REV B**

Mode	Channel	f (MHz)	EIRP		
			dBm	mW	
EVDO	Two Carriers Min.	1013+31	825.30	15.50	35.48
		384+425	837.20	16.00	39.81
		736+777	847.60	15.70	37.15
	Two Carriers Max.	1013+156	836.50	15.60	36.31
		384+550	838.80	16.60	45.71
		611+777	844.90	16.30	42.66
	Three Carrier Min.	1013+31+72	835.90	17.40	54.95
		384+425+466	837.70	17.30	53.70
		695+736+777	846.70	17.00	50.12

**UAT CDMA2000, REV B**

Mode	Channel	f (MHz)	ERP	
			dBm	mW
EVDO Rev B Two Carriers Min.	1013+31	825.30	12.00	15.85
	384+425	837.20	11.90	15.49
	736+777	847.60	11.54	14.26
EVDO Rev B Two Carriers Max	1013+156	826.50	12.20	15.85
	384+550	838.80	9.80	15.49
	611+777	844.90	10.54	14.26
EVDO Rev B Three Carriers Min.	1013+31+72	825.90	11.60	16.60
	384+425+466	837.70	10.80	9.55
	695+736+777	846.70	10.64	11.32



**LAT /PORT A**

**GPRS (Cellular Band)**

High Frequency Substitution Measurement Compliance Certification Services Chamber F								
<b>Company:</b>		Apple						
<b>Project #:</b>		13U14987						
<b>Date:</b>		06/04/13						
<b>Test Engineer:</b>		Kiya Kedida						
<b>Configuration:</b>		EUT only						
<b>Mode:</b>		GRPS 850MHz CELL						
<b>Test Equipment:</b>								
Receiving: Sunol T122, and Chamber F Cable (Setup this one for testing EUT)								
Substitution: Dipole S/N: 00022117, 4ft SMA Cable (SN # 208947003) Warehouse.								
f MHz	SG reading (dBm)	Ant. Pol. (H/V)	Cable Loss (dB)	Antenna Gain (dBd)	ERP (dBm)	Limit (dBm)	Margin (dB)	Notes
Low Ch								
824.20	20.40	V	0.9	0.0	19.50	38.5	-18.9	
824.20	29.47	H	0.9	0.0	28.57	38.5	-9.9	
Mid Ch								
836.60	19.80	V	0.9	0.0	18.90	38.5	-19.5	
836.60	29.81	H	0.9	0.0	28.91	38.5	-9.5	
High Ch								
848.80	20.50	V	0.9	0.0	19.60	38.5	-18.8	
848.80	29.30	H	0.9	0.0	28.40	38.5	-10.0	
Rev. 3.17.11								

**GPRS (PCS Band)**

High Frequency Fundamental Measurement Compliance Certification Services Chamber F								
<b>Company:</b>		Apple						
<b>Project #:</b>		13U14987						
<b>Date:</b>		06/04/13						
<b>Test Engineer:</b>		Kiya Kedida						
<b>Configuration:</b>		EUT Only						
<b>Mode:</b>		GPRS 1900MHz						
<b>Test Equipment:</b>								
Receiving: T120, and Chamber F SMA Cables								
Substitution: Horn T59 Substitution, 4ft SMA Cable (244639001) Warehouse								
f GHz	SG reading (dBm)	Ant. Pol. (H/V)	Cable Loss (dB)	Antenna Gain (dBi)	EIRP (dBm)	Limit (dBm)	Delta (dB)	Notes
Low Ch								
1.850	22.0	V	1.50	7.94	28.44	33.0	-4.6	
1.850	22.4	H	1.50	8.14	29.04	33.0	-4.0	
Mid Ch								
1.880	22.7	V	1.50	7.95	29.15	33.0	-3.9	
1.880	23.2	H	1.50	8.26	29.96	33.0	-3.0	
High Ch								
1.910	22.6	V	1.50	7.97	29.07	33.0	-3.9	
1.910	22.5	H	1.50	8.38	29.38	33.0	-3.6	
Rev. 3.17.11								

**EGPRS (Cellular Band)**

High Frequency Substitution Measurement Compliance Certification Services Chamber D								
<b>Company:</b>		Apple						
<b>Project #:</b>		13U14987						
<b>Date:</b>		06/04/13						
<b>Test Engineer:</b>		Kiya Kedida						
<b>Configuration:</b>		EUT Only						
<b>Mode:</b>		EGRPS 850MHz CELL						
<b>Test Equipment:</b>								
Receiving: Sunol T122, and Chamber F Cable (Setup this one for testing EUT)								
Substitution: Dipole S/N: 00022117, 4ft SMA Cable (SN # 208947003) Warehouse.								
f MHz	SG reading (dBm)	Ant. Pol. (H/V)	Cable Loss (dB)	Antenna Gain (dBd)	ERP (dBm)	Limit (dBm)	Margin (dB)	Notes
<b>Low Ch</b>								
824.20	19.00	V	0.9	0.0	18.10	38.5	-20.3	
824.20	28.40	H	0.9	0.0	27.50	38.5	-10.9	
<b>Mid Ch</b>								
836.60	18.70	V	0.9	0.0	17.80	38.5	-20.6	
836.60	28.50	H	0.9	0.0	27.60	38.5	-10.8	
<b>High Ch</b>								
848.80	19.30	V	0.9	0.0	18.40	38.5	-20.0	
848.80	28.44	H	0.9	0.0	27.54	38.5	-10.9	
Rev. 3.17.11								

**EGPRS (PCS Band)**

High Frequency Fundamental Measurement Compliance Certification Services Chamber F								
<b>Company:</b>		Apple						
<b>Project #:</b>		13U14987						
<b>Date:</b>		06/04/13						
<b>Test Engineer:</b>		Kiya Kedida						
<b>Configuration:</b>		EUT Only						
<b>Mode:</b>		EGPRS 1900MHz						
<b>Test Equipment:</b>								
Receiving: T120, and Chamber F SMA Cables								
Substitution: Horn T59 Substitution, 4ft SMA Cable (244639001) Warehouse								
f GHz	SG reading (dBm)	Ant. Pol. (H/V)	Cable Loss (dB)	Antenna Gain (dBi)	EIRP (dBm)	Limit (dBm)	Delta (dB)	Notes
Low Ch								
1.850	20.7	V	1.50	7.94	27.14	33.0	-5.9	
1.850	20.9	H	1.50	8.80	28.20	33.0	-4.8	
Mid Ch								
1.880	21.9	V	1.50	7.95	28.35	33.0	-4.7	
1.880	22.3	H	1.50	8.68	29.48	33.0	-3.5	
High Ch								
1.910	21.5	V	1.50	7.97	27.97	33.0	-5.0	
1.910	22.2	H	1.50	8.57	29.27	33.0	-3.7	
Rev. 3.17.11								

**UAT/ PORT B**

**GPRS (Cellular Band)**

High Frequency Substitution Measurement Compliance Certification Services Chamber F								
<b>Company:</b>		Apple						
<b>Project #:</b>		13U14987						
<b>Date:</b>		06/05/13						
<b>Test Engineer:</b>		Kiya Kedida						
<b>Configuration:</b>		EUT only						
<b>Mode:</b>		GRPS 850MHz CELL UAT						
<b>Test Equipment:</b>								
Receiving: Sunol T122, and Chamber F Cable (Setup this one for testing EUT)								
Substitution: Dipole S/N: 00022117, 8ft SMA Cable (SN # 208947003) Warehouse.								
f MHz	SG reading (dBm)	Ant. Pol. (H/V)	Cable Loss (dB)	Antenna Gain (dBd)	ERP (dBm)	Limit (dBm)	Margin (dB)	Notes
Low Ch								
824.20	16.00	V	0.9	0.0	15.10	38.5	-23.3	
824.20	25.40	H	0.9	0.0	24.50	38.5	-13.9	
Mid Ch								
836.60	17.40	V	0.9	0.0	16.50	38.5	-21.9	
836.60	26.20	H	0.9	0.0	25.30	38.5	-13.1	
High Ch								
848.80	17.30	V	0.9	0.0	16.40	38.5	-22.0	
848.80	26.10	H	0.9	0.0	25.20	38.5	-13.2	
Rev. 3.17.11								

**GPRS (PCS Band)**

High Frequency Fundamental Measurement Compliance Certification Services Chamber F								
<b>Company:</b>		Apple						
<b>Project #:</b>		13U14987						
<b>Date:</b>		06/05/13						
<b>Test Engineer:</b>		Kiyu Kedida						
<b>Configuration:</b>		EUT Only						
<b>Mode:</b>		GPRS 1900MHz UAT						
<b>Test Equipment:</b>								
Receiving: T120, and Chamber F SMA Cables								
Substitution: Horn T59 Substitution, 4ft SMA Cable (244639001) Warehouse								
f GHz	SG reading (dBm)	Ant. Pol. (H/V)	Cable Loss (dB)	Antenna Gain (dBi)	EIRP (dBm)	Limit (dBm)	Delta (dB)	Notes
Low Ch								
1.850	18.9	V	1.50	7.94	25.34	33.0	-7.7	
1.850	19.6	H	1.50	8.14	26.24	33.0	-6.8	
Mid Ch								
1.880	19.4	V	1.50	7.95	25.85	33.0	-7.2	
1.880	20.0	H	1.50	8.26	26.76	33.0	-6.2	
High Ch								
1.910	18.7	V	1.50	7.97	25.17	33.0	-7.8	
1.910	19.3	H	1.50	8.38	26.18	33.0	-6.8	
Rev. 3.17.11								

**EGPRS (Cellular Band)**

High Frequency Substitution Measurement Compliance Certification Services Chamber F								
<b>Company:</b>		Apple						
<b>Project #:</b>		13U14987						
<b>Date:</b>		06/05/13						
<b>Test Engineer:</b>		Kiya Kedida						
<b>Configuration:</b>		EUT Only						
<b>Mode:</b>		EGRPS 850MHz CELL UAT						
<b>Test Equipment:</b>								
Receiving: Sunol T122, and Chamber F Cable (Setup this one for testing EUT)								
Substitution: Dipole S/N: 00022117, 8ft SMA Cable (SN # 208947003) Warehouse.								
f MHz	SG reading (dBm)	Ant. Pol. (H/V)	Cable Loss (dB)	Antenna Gain (dBd)	ERP (dBm)	Limit (dBm)	Margin (dB)	Notes
<b>Low Ch</b>								
824.20	14.10	V	0.9	0.0	13.20	38.5	-25.2	
824.20	25.30	H	0.9	0.0	24.40	38.5	-14.0	
<b>Mid Ch</b>								
836.60	14.40	V	0.9	0.0	13.50	38.5	-24.9	
836.60	25.60	H	0.9	0.0	24.70	38.5	-13.7	
<b>High Ch</b>								
848.80	16.50	V	0.9	0.0	15.60	38.5	-22.8	
848.80	25.70	H	0.9	0.0	24.80	38.5	-13.6	
Rev. 3.17.11								

**EGPRS (PCS Band)**

High Frequency Fundamental Measurement Compliance Certification Services Chamber F								
<b>Company:</b>		Apple						
<b>Project #:</b>		13U14987						
<b>Date:</b>		06/05/13						
<b>Test Engineer:</b>		Kiya Kedida						
<b>Configuration:</b>		EUT Only						
<b>Mode:</b>		EGPRS 1900MHz UAT						
<b>Test Equipment:</b>								
Receiving: T120, and Chamber F SMA Cables								
Substitution: Horn T59 Substitution, 4ft SMA Cable (244639001) Warehouse								
f GHz	SG reading (dBm)	Ant. Pol. (H/V)	Cable Loss (dB)	Antenna Gain (dBi)	EIRP (dBm)	Limit (dBm)	Delta (dB)	Notes
<b>Low Ch</b>								
1.850	17.7	V	1.50	7.94	24.17	33.0	-8.8	
1.850	17.5	H	1.50	8.80	24.83	33.0	-8.2	
<b>Mid Ch</b>								
1.880	18.8	V	1.50	7.95	25.28	33.0	-7.7	
1.880	18.4	H	1.50	8.68	25.61	33.0	-7.4	
<b>High Ch</b>								
1.910	19.2	V	1.50	7.97	25.70	33.0	-7.3	
1.910	19.0	H	1.50	8.57	26.10	33.0	-6.9	
Rev. 3.17.11								



**LAT / PORT A**

**UMTS REL 99 (Cellular Band)**

High Frequency Substitution Measurement Compliance Certification Services Chamber F								
<b>Company:</b>		Apple						
<b>Project #:</b>		13U14987						
<b>Date:</b>		06/05/13						
<b>Test Engineer:</b>		T Wang						
<b>Configuration:</b>		EUT only						
<b>Mode:</b>		WCDMA						
		REL 99, CELL AVG						
<b>Test Equipment:</b>								
Receiving: Sunol T122, and Chamber F Cable (Setup this one for testing EUT)								
Substitution: Dipole S/N: 00022117, 8ft SMA Cable (SN # 208955002) Warehouse.								
f MHz	SG reading (dBm)	Ant. Pol. (H/V)	Cable Loss (dB)	Antenna Gain (dBd)	ERP (dBm)	Limit (dBm)	Margin (dB)	Notes
Low Ch								
826.40	12.40	V	0.9	0.0	11.50	38.5	-26.9	
826.40	20.90	H	0.9	0.0	20.00	38.5	-18.4	
Mid Ch								
836.60	12.60	V	0.9	0.0	11.70	38.5	-26.7	
836.60	21.60	H	0.9	0.0	20.70	38.5	-17.7	
High Ch								
846.60	12.30	V	0.9	0.0	11.40	38.5	-27.0	
846.60	20.90	H	0.9	0.0	20.00	38.5	-18.4	
Rev. 3.17.11								

**UMTS HSDPA (Cellular Band)**

High Frequency Substitution Measurement Compliance Certification Services Chamber F								
<b>Company:</b>		Apple						
<b>Project #:</b>		13U14987						
<b>Date:</b>		06/05/13						
<b>Test Engineer:</b>		T Wang						
<b>Configuration:</b>		EUT only						
<b>Mode:</b>		WCDMA HSDPA AVG, CELL						
<b>Test Equipment:</b>								
Receiving: Sunol T122, and Chamber F Cable (Setup this one for testing EUT)								
Substitution: Dipole S/N: 00022117, 8ft SMA Cable (SN # 208955002) Warehouse.								
f MHz	SG reading (dBm)	Ant. Pol. (H/V)	Cable Loss (dB)	Antenna Gain (dBd)	ERP (dBm)	Limit (dBm)	Margin (dB)	Notes
Low Ch								
826.40	11.60	V	0.9	0.0	10.70	38.5	-27.7	
826.40	20.20	H	0.9	0.0	19.30	38.5	-19.1	
Mid Ch								
836.60	11.70	V	0.9	0.0	10.80	38.5	-27.6	
836.60	20.80	H	0.9	0.0	19.90	38.5	-18.5	
High Ch								
846.60	11.80	V	0.9	0.0	10.90	38.5	-27.5	
846.60	20.00	H	0.9	0.0	19.10	38.5	-19.3	
Rev. 3.17.11								

**WCDMA REL 99, Band 4**

High Frequency Fundamental Measurement Compliance Certification Services Chamber F								
<b>Company:</b>		Apple Inc.						
<b>Project #:</b>		13U14987						
<b>Date:</b>		06/24/13						
<b>Test Engineer:</b>		Roy Zheng						
<b>Configuration:</b>		EUT only						
<b>Mode:</b>		UMTS Band 4						
		Rel 99, LAT, Peak						
<b>Test Equipment:</b>								
Receiving: Horn T120, and Chamber F SMA Cables								
Substitution: Horn T59 Substitution, 8ft SMA Cable (208955002) Warehouse								
f GHz	SG reading (dBm)	Ant. Pol. (H/V)	Cable Loss (dB)	Antenna Gain (dBi)	EIRP (dBm)	Limit (dBm)	Delta (dB)	Notes
<b>Low Ch</b>								
1.712	21.0	V	1.50	8.17	27.67	30.0	-2.3	
1.712	22.5	H	1.50	8.20	29.16	30.0	-0.8	
<b>Mid Ch</b>								
1.733	22.6	V	1.50	8.11	29.21	30.0	-0.8	
1.733	23.0	H	1.50	8.13	29.65	30.0	-0.4	
<b>High Ch</b>								
1.753	21.9	V	1.50	8.06	28.46	30.0	-1.5	
1.753	22.8	H	1.50	8.07	29.37	30.0	-0.6	
Rev. 3.17.11								

**WCDMA HSDPA, Band 4**

High Frequency Fundamental Measurement Compliance Certification Services Chamber F								
<b>Company:</b>		Apple Inc.						
<b>Project #:</b>		13U14987						
<b>Date:</b>		06/24/13						
<b>Test Engineer:</b>		Roy Zheng						
<b>Configuration:</b>		EUT only						
<b>Mode:</b>		UMTS Band 4 HSDPA, LAT, Peak						
<b>Test Equipment:</b>								
Receiving: Horn T120, and Chamber F SMA Cables								
Substitution: Horn T59 Substitution, 8ft SMA Cable (208955002) Warehouse								
f GHz	SG reading (dBm)	Ant. Pol. (H/V)	Cable Loss (dB)	Antenna Gain (dBi)	EIRP (dBm)	Limit (dBm)	Delta (dB)	Notes
Low Ch								
1.712	20.4	V	1.50	8.17	27.07	30.0	-2.9	
1.712	22.1	H	1.50	8.20	28.80	30.0	-1.2	
Mid Ch								
1.733	21.9	V	1.50	8.11	28.51	30.0	-1.5	
1.733	22.5	H	1.50	8.13	29.13	30.0	-0.9	
High Ch								
1.753	20.7	V	1.50	8.06	27.26	30.0	-2.7	
1.753	21.6	H	1.50	8.07	28.17	30.0	-1.8	
Rev. 3.17.11								

**UMTS REL 99 (PCS Band)**

High Frequency Fundamental Measurement Compliance Certification Services Chamber F								
<b>Company:</b>		Apple						
<b>Project #:</b>		13U14987						
<b>Date:</b>		06/05/13						
<b>Test Engineer:</b>		T WANG						
<b>Configuration:</b>		EUT only						
<b>Mode:</b>		REL 99 , PCS PK						
<b>Test Equipment:</b>								
Receiving: Horn T120, and Chamber F SMA Cables								
Substitution: Horn T59 Substitution, 8ft SMA Cable (244639001) Warehouse								
f GHz	SG reading (dBm)	Ant. Pol. (H/V)	Cable Loss (dB)	Antenna Gain (dBi)	EIRP (dBm)	Limit (dBm)	Delta (dB)	Notes
Low Ch								
1.852	21.3	V	1.50	7.94	27.74	33.0	-5.3	
1.852	22.5	H	1.50	8.14	29.14	33.0	-3.9	
Mid Ch								
1.880	22.2	V	1.50	7.95	28.65	33.0	-4.4	
1.880	23.1	H	1.50	8.26	29.86	33.0	-3.1	
High Ch								
1.908	21.8	V	1.50	7.97	28.27	33.0	-4.7	
1.908	22.6	H	1.50	8.38	29.48	33.0	-3.5	
Rev. 3.17.11								

**UMTS HSDPA (PCS Band)**

High Frequency Fundamental Measurement Compliance Certification Services Chamber F								
<b>Company:</b>		Apple						
<b>Project #:</b>		13U14987						
<b>Date:</b>		06/05/13						
<b>Test Engineer:</b>		T WANG						
<b>Configuration:</b>		EUT only						
<b>Mode:</b>		HSDPA, PCS PK						
<b>Test Equipment:</b>								
Receiving: Horn T120, and Chamber F SMA Cables								
Substitution: Horn T59 Substitution, 8ft SMA Cable (244639001) Warehouse								
f GHz	SG reading (dBm)	Ant. Pol. (H/V)	Cable Loss (dB)	Antenna Gain (dBi)	EIRP (dBm)	Limit (dBm)	Delta (dB)	Notes
Low Ch								
1.852	20.8	V	1.50	7.94	27.28	33.0	-5.7	
1.852	21.7	H	1.50	8.14	28.38	33.0	-4.6	
Mid Ch								
1.880	21.4	V	1.50	7.95	27.89	33.0	-5.1	
1.880	22.4	H	1.50	8.26	29.20	33.0	-3.8	
High Ch								
1.908	21.4	V	1.50	7.97	27.91	33.0	-5.1	
1.908	22.0	H	1.50	8.38	28.92	33.0	-4.1	
Rev. 3.17.11								

**UAT / PORT B**

**UMTS, REL 99 (Cellular Band)**

High Frequency Substitution Measurement Compliance Certification Services Chamber F								
<b>Company:</b>		Apple						
<b>Project #:</b>		13U14987						
<b>Date:</b>		06/05/13						
<b>Test Engineer:</b>		T Wang						
<b>Configuration:</b>		EUT only						
<b>Mode:</b>		WCDMA REL 99, CELL AVG						
<b>Test Equipment:</b>								
Receiving: Sunol T122, and Chamber F Cable (Setup this one for testing EUT)								
Substitution: Dipole S/N: 00022117, 8ft SMA Cable (SN # 208955002) Warehouse.								
f MHz	SG reading (dBm)	Ant. Pol. (H/V)	Cable Loss (dB)	Antenna Gain (dBd)	ERP (dBm)	Limit (dBm)	Margin (dB)	Notes
Low Ch								
826.40	6.80	V	0.9	0.0	5.90	38.5	-32.5	
826.40	15.10	H	0.9	0.0	14.20	38.5	-24.2	
Mid Ch								
836.60	5.80	V	0.9	0.0	4.90	38.5	-33.5	
836.60	15.80	H	0.9	0.0	14.90	38.5	-23.5	
High Ch								
846.60	5.50	V	0.9	0.0	4.60	38.5	-33.8	
846.60	15.10	H	0.9	0.0	14.20	38.5	-24.2	
Rev. 3.17.11								

**UMTS, HSDPA (Cellular Band)**

High Frequency Substitution Measurement Compliance Certification Services Chamber F								
<b>Company:</b>		Apple						
<b>Project #:</b>		13U14987						
<b>Date:</b>		06/05/13						
<b>Test Engineer:</b>		T Wang						
<b>Configuration:</b>		EUT only						
<b>Mode:</b>		WCDMA HSDPA AVG, CELL UAT						
<b>Test Equipment:</b>								
Receiving: Sunol T122, and Chamber F Cable (Setup this one for testing EUT)								
Substitution: Dipole S/N: 00022117, 8ft SMA Cable (SN # 208955002) Warehouse.								
f MHz	SG reading (dBm)	Ant. Pol. (H/V)	Cable Loss (dB)	Antenna Gain (dBd)	ERP (dBm)	Limit (dBm)	Margin (dB)	Notes
Low Ch								
826.40	6.10	V	0.9	0.0	5.20	38.5	-33.2	
826.40	15.20	H	0.9	0.0	14.30	38.5	-24.1	
Mid Ch								
836.60	6.50	V	0.9	0.0	5.60	38.5	-32.8	
836.60	15.60	H	0.9	0.0	14.70	38.5	-23.7	
High Ch								
846.60	6.00	V	0.9	0.0	5.10	38.5	-33.3	
846.60	14.80	H	0.9	0.0	13.90	38.5	-24.5	
Rev. 3.17.11								



**UMTS REL 99 (PCS Band)**

High Frequency Fundamental Measurement Compliance Certification Services Chamber F								
<b>Company:</b>		Apple						
<b>Project #:</b>		13U14987						
<b>Date:</b>		06/05/13						
<b>Test Engineer:</b>		T WANG						
<b>Configuration:</b>		EUT only						
<b>Mode:</b>		REL 99 , PCS PK UAT						
<b>Test Equipment:</b>								
Receiving: Horn T120, and Chamber F SMA Cables								
Substitution: Horn T59 Substitution, 8ft SMA Cable (244639001) Warehouse								
f GHz	SG reading (dBm)	Ant. Pol. (H/V)	Cable Loss (dB)	Antenna Gain (dBi)	EIRP (dBm)	Limit (dBm)	Delta (dB)	Notes
Low Ch								
1.852	13.5	V	1.50	7.94	19.94	33.0	-13.1	
1.852	14.5	H	1.50	8.14	21.14	33.0	-11.9	
Mid Ch								
1.880	13.1	V	1.50	7.95	19.55	33.0	-13.5	
1.880	13.7	H	1.50	8.26	20.46	33.0	-12.5	
High Ch								
1.908	13.5	V	1.50	7.97	19.97	33.0	-13.0	
1.908	13.2	H	1.50	8.38	20.08	33.0	-12.9	
Rev. 3.17.11								

**UMTS HSDPA (PCS Band)**

High Frequency Fundamental Measurement Compliance Certification Services Chamber F								
<b>Company:</b>		Apple						
<b>Project #:</b>		13U14987						
<b>Date:</b>		06/05/13						
<b>Test Engineer:</b>		T WANG						
<b>Configuration:</b>		EUT only						
<b>Mode:</b>		HSDPA, PCS PK UAT						
<b>Test Equipment:</b>								
Receiving: Horn T120, and Chamber F SMA Cables								
Substitution: Horn T59 Substitution, 8ft SMA Cable (244639001) Warehouse								
f GHz	SG reading (dBm)	Ant. Pol. (H/V)	Cable Loss (dB)	Antenna Gain (dBi)	EIRP (dBm)	Limit (dBm)	Delta (dB)	Notes
Low Ch								
1.852	12.0	V	1.50	7.94	18.44	33.0	-14.6	
1.852	13.8	H	1.50	8.14	20.44	33.0	-12.6	
Mid Ch								
1.880	12.7	V	1.50	7.95	19.15	33.0	-13.9	
1.880	13.0	H	1.50	8.26	19.76	33.0	-13.2	
High Ch								
1.908	13.1	V	1.50	7.97	19.57	33.0	-13.4	
1.908	12.4	H	1.50	8.38	19.28	33.0	-13.7	
Rev. 3.17.11								

**UAT**

**WCDMA REL 99 Band 4**

High Frequency Fundamental Measurement Compliance Certification Services Chamber F								
<b>Company:</b>		Apple Inc.						
<b>Project #:</b>		13U14987						
<b>Date:</b>		06/25/13						
<b>Test Engineer:</b>		Roy Zheng						
<b>Configuration:</b>		EUT only						
<b>Mode:</b>		UMTS Band 4 Rel 99, UAT						
<b>Test Equipment:</b>								
Receiving: Horn T120, and Chamber F SMA Cables								
Substitution: Horn T59 Substitution, 8ft SMA Cable (208955002) Warehouse								
f GHz	SG reading (dBm)	Ant. Pol. (H/V)	Cable Loss (dB)	Antenna Gain (dBi)	EIRP (dBm)	Limit (dBm)	Delta (dB)	Notes
Low Ch								
1.712	6.9	V	1.50	8.17	13.57	30.0	-16.4	
1.712	14.3	H	1.50	8.20	21.00	30.0	-9.0	
Mid Ch								
1.733	9.0	V	1.50	8.11	15.61	30.0	-14.4	
1.733	15.9	H	1.50	8.13	22.53	30.0	-7.5	
High Ch								
1.753	8.7	V	1.50	8.06	15.26	30.0	-14.7	
1.753	15.8	H	1.50	8.07	22.41	30.0	-7.6	
Rev. 3.17.11								

**WCDMA HSDPA, Band 4**

High Frequency Fundamental Measurement Compliance Certification Services Chamber F								
<b>Company:</b>		Apple Inc.						
<b>Project #:</b>		13U14987						
<b>Date:</b>		06/24/13						
<b>Test Engineer:</b>		Roy Zheng						
<b>Configuration:</b>		EUT only						
<b>Mode:</b>		UMTS Band 4 HSDPA, UAT						
<b>Test Equipment:</b>								
Receiving: Horn T120, and Chamber F SMA Cables								
Substitution: Horn T59 Substitution, 8ft SMA Cable (208955002) Warehouse								
f GHz	SG reading (dBm)	Ant. Pol. (H/V)	Cable Loss (dB)	Antenna Gain (dBi)	EIRP (dBm)	Limit (dBm)	Delta (dB)	Notes
<b>Low Ch</b>								
1.712	4.1	V	1.50	8.17	10.77	30.0	-19.2	
1.712	12.9	H	1.50	8.20	19.60	30.0	-10.4	
<b>Mid Ch</b>								
1.733	7.5	V	1.50	8.11	14.11	30.0	-15.9	
1.733	14.1	H	1.50	8.13	20.73	30.0	-9.3	
<b>High Ch</b>								
1.753	6.5	V	1.50	8.06	13.06	30.0	-16.9	
1.753	14.0	H	1.50	8.07	20.57	30.0	-9.4	
Rev. 3.17.11								

**LAT (PORT A)**

**CDMA2000, 1xRTT, BC10**

High Frequency Substitution Measurement Compliance Certification Services Chamber F								
<b>Company:</b>		Apple						
<b>Project #:</b>		13U14987						
<b>Date:</b>		06/06/13						
<b>Test Engineer:</b>		T Wang						
<b>Configuration:</b>		EUT only						
<b>Mode:</b>		BC10 1xRTT						
<b>Test Equipment:</b>								
Receiving: Sunol T122, and Chamber F Cable (Setup this one for testing EUT)								
Substitution: Dipole S/N: 00022117, 8ft SMA Cable (SN # 208947003) Warehouse.								
f MHz	SG reading (dBm)	Ant. Pol. (H/V)	Cable Loss (dB)	Antenna Gain (dBd)	ERP (dBm)	Limit (dBm)	Margin (dB)	Notes
<b>Low Ch</b>								
817.90	13.80	V	0.9	0.0	12.90	38.5	-25.5	
817.90	20.00	H	0.9	0.0	19.10	38.5	-19.3	
<b>Mid Ch</b>								
819.15	13.40	V	0.9	0.0	12.50	38.5	-25.9	
819.15	20.90	H	0.9	0.0	20.00	38.5	-18.4	
<b>High Ch</b>								
823.10	13.60	V	0.9	0.0	12.70	38.5	-25.7	
823.10	21.20	H	0.9	0.0	20.30	38.5	-18.1	
Rev. 3.17.11								

**CDMA2000, 1xRTT, BC0**

High Frequency Substitution Measurement Compliance Certification Services Chamber F								
<b>Company:</b>		Apple						
<b>Project #:</b>		13U14987						
<b>Date:</b>		06/06/13						
<b>Test Engineer:</b>		T Wang						
<b>Configuration:</b>		EUT only						
<b>Mode:</b>		BC0 1xRTT						
<b>Test Equipment:</b>								
Receiving: Sunol T122, and Chamber F Cable (Setup this one for testing EUT)								
Substitution: Dipole S/N: 00022117, 8ft SMA Cable (SN # 208947003) Warehouse.								
f MHz	SG reading (dBm)	Ant. Pol. (H/V)	Cable Loss (dB)	Antenna Gain (dBd)	ERP (dBm)	Limit (dBm)	Margin (dB)	Notes
<b>Low Ch</b>								
824.70	13.80	V	0.9	0.0	12.90	38.5	-25.5	
824.70	20.15	H	0.9	0.0	19.25	38.5	-19.2	
<b>Mid Ch</b>								
836.52	13.60	V	0.9	0.0	12.70	38.5	-25.7	
836.52	20.80	H	0.9	0.0	19.90	38.5	-18.5	
<b>High Ch</b>								
848.31	13.90	V	0.9	0.0	13.00	38.5	-25.4	
848.31	21.00	H	0.9	0.0	20.10	38.5	-18.3	
Rev. 3.17.11								

**CDMA2000, 1xRTT, BC1**

High Frequency Fundamental Measurement Compliance Certification Services Chamber F									
<b>Company:</b>		Apple							
<b>Project #:</b>		13U14987							
<b>Date:</b>		06/06/13							
<b>Test Engineer:</b>		T Wang							
<b>Configuration:</b>		EUT Only							
<b>Mode:</b>		BC1 1xRTT							
<b>Test Equipment:</b>									
Receiving: T120, and Chamber F SMA Cables									
Substitution: Horn T59 Substitution, 8ft SMA Cable (244639001) Warehouse									
f GHz	SG reading (dBm)	Ant. Pol. (H/V)	Cable Loss (dB)	Antenna Gain (dBi)	EIRP (dBm)	Limit (dBm)	Delta (dB)	Notes	
Low Ch									
1.851	20.0	V	1.50	7.94	26.44	33.0	-6.6		
1.851	22.3	H	1.50	8.14	28.94	33.0	-4.1		
Mid Ch									
1.880	19.4	V	1.50	7.95	25.85	33.0	-7.2		
1.880	22.7	H	1.50	8.26	29.46	33.0	-3.5		
High Ch									
1.909	19.5	V	1.50	7.97	25.97	33.0	-7.0		
1.909	22.7	H	1.50	8.38	29.58	33.0	-3.4		
Rev. 3.17.11									

**CDMA2000, 1xRTT, BC15**

High Frequency Fundamental Measurement Compliance Certification Services Chamber F								
<b>Company:</b>		Apple						
<b>Project #:</b>		13U14987						
<b>Date:</b>		06/06/13						
<b>Test Engineer:</b>		T Wang						
<b>Configuration:</b>		EUT Only						
<b>Mode:</b>		BC15 AWS 1xRTT						
<b>Test Equipment:</b>								
Receiving: T120, and Chamber F SMA Cables								
Substitution: Horn T60 Substitution, 8ft SMA Cable (244639001) Warehouse								
f GHz	SG reading (dBm)	Ant. Pol. (H/V)	Cable Loss (dB)	Antenna Gain (dBi)	EIRP (dBm)	Limit (dBm)	Delta (dB)	Notes
Low Ch								
1.711	20.4	V	1.50	8.17	27.07	30.0	-2.9	
1.711	21.1	H	1.50	8.20	27.80	30.0	-2.2	
Mid Ch								
1.733	21.4	V	1.50	8.11	28.01	30.0	-2.0	
1.733	20.9	H	1.50	8.13	27.53	30.0	-2.5	
High Ch								
1.754	20.4	V	1.50	8.06	26.96	30.0	-3.0	
1.754	21.2	H	1.50	8.07	27.77	33.0	-5.2	
Rev. 3.17.11								



**UAT / PORT B**

**CDMA2000, 1xRTT, BC10**

High Frequency Substitution Measurement Compliance Certification Services Chamber D								
<b>Company:</b>		Apple						
<b>Project #:</b>		13U14987						
<b>Date:</b>		06/06/13						
<b>Test Engineer:</b>		T Wang						
<b>Configuration:</b>		EUT only						
<b>Mode:</b>		BC10 1xRTT						
<b>Test Equipment:</b>								
Receiving: Sunol T122, and Chamber F Cable (Setup this one for testing EUT)								
Substitution: Dipole S/N: 00022117, 8ft SMA Cable (SN # 208947003) Warehouse.								
f MHz	SG reading (dBm)	Ant. Pol. (H/V)	Cable Loss (dB)	Antenna Gain (dBd)	ERP (dBm)	Limit (dBm)	Margin (dB)	Notes
Low Ch								
817.90	7.30	V	0.9	0.0	6.40	38.5	-32.0	
817.90	16.40	H	0.9	0.0	15.50	38.5	-22.9	
Mid Ch								
819.15	7.20	V	0.9	0.0	6.30	38.5	-32.1	
819.15	16.40	H	0.9	0.0	15.50	38.5	-22.9	
High Ch								
823.10	7.60	V	0.9	0.0	6.70	38.5	-31.7	
823.10	16.80	H	0.9	0.0	15.90	38.5	-22.5	
Rev. 3.17.11								

**CDMA2000, 1xRTT, BC0**

High Frequency Substitution Measurement Compliance Certification Services Chamber F								
<b>Company:</b>		Apple						
<b>Project #:</b>		13U14987						
<b>Date:</b>		06/06/13						
<b>Test Engineer:</b>		T Wang						
<b>Configuration:</b>		EUT only						
<b>Mode:</b>		CDMA BC 0 1xRTT, Average						
<b>Test Equipment:</b>								
Receiving: Sunol T122, and Chamber F Cable (Setup this one for testing EUT)								
Substitution: Dipole S/N: 00022117, 8ft SMA Cable (SN # 208955002) Warehouse.								
f MHz	SG reading (dBm)	Ant. Pol. (H/V)	Cable Loss (dB)	Antenna Gain (dBd)	ERP (dBm)	Limit (dBm)	Margin (dB)	Notes
Low Ch								
824.70	7.80	V	0.9	0.0	6.90	38.5	-31.5	
824.70	15.80	H	0.9	0.0	14.90	38.5	-23.5	
Mid Ch								
836.52	7.60	V	0.9	0.0	6.70	38.5	-31.7	
836.52	16.60	H	0.9	0.0	15.70	38.5	-22.7	
High Ch								
848.31	7.40	V	0.9	0.0	6.50	38.5	-31.9	
848.31	17.00	H	0.9	0.0	16.10	38.5	-22.3	
Rev. 3.17.11								

**CDMA2000, 1xRTT, BC1**

High Frequency Fundamental Measurement Compliance Certification Services Chamber F								
<b>Company:</b>		Apple						
<b>Project #:</b>		13U14987						
<b>Date:</b>		06/06/13						
<b>Test Engineer:</b>		T Wang						
<b>Configuration:</b>		EUT Only						
<b>Mode:</b>		BC1 1xRTT						
<b>Test Equipment:</b>								
Receiving: T120, and Chamber F SMA Cables								
Substitution: Horn T59 Substitution, 8ft SMA Cable (244639001) Warehouse								
f GHz	SG reading (dBm)	Ant. Pol. (H/V)	Cable Loss (dB)	Antenna Gain (dBi)	EIRP (dBm)	Limit (dBm)	Delta (dB)	Notes
Low Ch								
1.851	16.8	V	1.50	7.94	23.24	33.0	-9.8	
1.851	17.3	H	1.50	8.14	23.94	33.0	-9.1	
Mid Ch								
1.880	16.9	V	1.50	7.95	23.35	33.0	-9.7	
1.880	16.7	H	1.50	8.26	23.46	33.0	-9.5	
High Ch								
1.909	16.2	V	1.50	7.97	22.67	33.0	-10.3	
1.909	16.0	H	1.50	8.38	22.88	33.0	-10.1	
Rev. 3.17.11								

**CDMA2000, 1xRTT, BC15**

High Frequency Fundamental Measurement Compliance Certification Services Chamber F								
<b>Company:</b>		Apple						
<b>Project #:</b>		13U14987						
<b>Date:</b>		06/06/13						
<b>Test Engineer:</b>		T Wang						
<b>Configuration:</b>		EUT Only						
<b>Mode:</b>		BC15 AWS 1xRTT						
<b>Test Equipment:</b>								
Receiving: T120, and Chamber F SMA Cables								
Substitution: Horn T59 Substitution, 8ft SMA Cable (244639001) Warehouse								
f GHz	SG reading (dBm)	Ant. Pol. (H/V)	Cable Loss (dB)	Antenna Gain (dBi)	EIRP (dBm)	Limit (dBm)	Delta (dB)	Notes
<b>Low Ch</b>								
1.711	14.2	V	1.50	7.94	20.64	33.0	-12.4	
1.711	15.4	H	1.50	8.14	22.04	33.0	-11.0	
<b>Mid Ch</b>								
1.733	15.6	V	1.50	7.95	22.05	33.0	-11.0	
1.733	16.9	H	1.50	8.26	23.66	33.0	-9.3	
<b>High Ch</b>								
1.754	15.7	V	1.50	7.97	22.17	33.0	-10.8	
1.754	17.1	H	1.50	8.38	23.98	33.0	-9.0	
Rev. 3.17.11								

**LAT / PORT A**

**CDMA2000, EVDO A, BC10**

High Frequency Substitution Measurement Compliance Certification Services Chamber F								
<b>Company:</b>		Apple						
<b>Project #:</b>		13U14987						
<b>Date:</b>		6/62013						
<b>Test Engineer:</b>		Kiya Kedida						
<b>Configuration:</b>		EUT only						
<b>Mode:</b>		BC10 EVDO Rev A						
<b>Test Equipment:</b>								
Receiving: Sunol T122, and Chamber F Cable (Setup this one for testing EUT)								
Substitution: Dipole S/N: 00022117, 8ft SMA Cable (SN # 208947003) Warehouse.								
f MHz	SG reading (dBm)	Ant. Pol. (H/V)	Cable Loss (dB)	Antenna Gain (dBd)	ERP (dBm)	Limit (dBm)	Margin (dB)	Notes
Low Ch								
817.90	14.30	V	0.9	0.0	13.40	38.5	-25.0	
817.90	20.80	H	0.9	0.0	19.90	38.5	-18.5	
Mid Ch								
819.15	14.40	V	0.9	0.0	13.50	38.5	-24.9	
819.15	21.00	H	0.9	0.0	20.10	38.5	-18.3	
High Ch								
823.10	14.40	V	0.9	0.0	13.50	38.5	-24.9	
823.10	21.10	H	0.9	0.0	20.20	38.5	-18.2	
Rev. 3.17.11								

**CDMA2000, EVDO REV A, BC0**

<b>High Frequency Substitution Measurement Compliance Certification Services Chamber F</b>								
<b>Company:</b>		Apple						
<b>Project #:</b>		13U14987						
<b>Date:</b>		06/06/13						
<b>Test Engineer:</b>		Kiya Kedida						
<b>Configuration:</b>		EUT only						
<b>Mode:</b>		BC0 EVDO Rev A						
<b>Test Equipment:</b>								
Receiving: Sunol T122, and Chamber F Cable (Setup this one for testing EUT)								
Substitution: Dipole S/N: 00022117, 8ft SMA Cable (SN # 208947003) Warehouse.								
f MHz	SG reading (dBm)	Ant. Pol. (H/V)	Cable Loss (dB)	Antenna Gain (dBd)	ERP (dBm)	Limit (dBm)	Margin (dB)	Notes
<b>Low Ch</b>								
824.70	14.20	V	0.9	0.0	13.30	38.5	-25.1	
824.70	20.40	H	0.9	0.0	19.50	38.5	-18.9	
<b>Mid Ch</b>								
836.52	13.70	V	0.9	0.0	12.80	38.5	-25.6	
836.52	20.90	H	0.9	0.0	20.00	38.5	-18.4	
<b>High Ch</b>								
848.31	13.90	V	0.9	0.0	13.00	38.5	-25.4	
848.31	21.20	H	0.9	0.0	20.30	38.5	-18.1	
Rev. 3.17.11								

**CDMA2000, EVDO A, BC1**

High Frequency Fundamental Measurement Compliance Certification Services Chamber F								
<b>Company:</b>		Apple						
<b>Project #:</b>		13U14987						
<b>Date:</b>		06/06/13						
<b>Test Engineer:</b>		Kiya Kedida						
<b>Configuration:</b>		EUT Only						
<b>Mode:</b>		BC1 EVDO Rev A						
<b>Test Equipment:</b>								
Receiving: T120, and Chamber DFSMA Cables								
Substitution: Horn T59 Substitution, 8ft SMA Cable (244639001) Warehouse								
f GHz	SG reading (dBm)	Ant. Pol. (H/V)	Cable Loss (dB)	Antenna Gain (dBi)	EIRP (dBm)	Limit (dBm)	Delta (dB)	Notes
<b>Low Ch</b>								
1.851	20.1	V	1.50	7.94	26.54	33.0	-6.5	
1.851	23.0	H	1.50	8.14	29.64	33.0	-3.4	
<b>Mid Ch</b>								
1.880	19.9	V	1.50	7.95	26.35	33.0	-6.7	
1.880	23.5	H	1.50	8.26	30.26	33.0	-2.7	
<b>High Ch</b>								
1.909	20.5	V	1.50	7.97	26.97	33.0	-6.0	
1.909	23.5	H	1.50	8.38	30.38	33.0	-2.6	
Rev. 3.17.11								

**CDMA2000, EVDO A, BC15**

High Frequency Fundamental Measurement Compliance Certification Services Chamber F								
<b>Company:</b>		Apple						
<b>Project #:</b>		13U14987						
<b>Date:</b>		06/06/13						
<b>Test Engineer:</b>		Kiya Kedida						
<b>Configuration:</b>		EUT Only						
<b>Mode:</b>		BC15 EVDO Rev A						
<b>Test Equipment:</b>								
Receiving: T120, and Chamber F SMA Cables								
Substitution: Horn T59 Substitution, 8ft SMA Cable (244639001) Warehouse								
f GHz	SG reading (dBm)	Ant. Pol. (H/V)	Cable Loss (dB)	Antenna Gain (dBi)	EIRP (dBm)	Limit (dBm)	Delta (dB)	Notes
Low Ch								
1.711	19.9	V	1.50	8.17	26.57	30.0	-3.4	
1.711	21.8	H	1.50	8.20	28.50	30.0	-1.5	
Mid Ch								
1.733	22.6	V	1.50	8.11	29.21	30.0	-0.8	
1.733	21.9	H	1.50	8.13	28.53	30.0	-1.5	
High Ch								
1.754	21.5	V	1.50	8.06	28.06	30.0	-1.9	
1.754	22.1	H	1.50	8.07	28.67	30.0	-1.3	
Rev. 3.17.11								



**UAT / PORT B**

**CDMA2000, EVDO A, BC10**

High Frequency Substitution Measurement Compliance Certification Services Chamber F								
<b>Company:</b>		Apple						
<b>Project #:</b>		13U14987						
<b>Date:</b>		06/06/13						
<b>Test Engineer:</b>		T Wang						
<b>Configuration:</b>		EUT only						
<b>Mode:</b>		BC10 EVDO Rev A , average						
<b>Test Equipment:</b>								
Receiving: Sunol T122, and Chamber F Cable (Setup this one for testing EUT)								
Substitution: Dipole S/N: 00022117, 8ft SMA Cable (SN # 208955002) Warehouse.								
f MHz	SG reading (dBm)	Ant. Pol. (H/V)	Cable Loss (dB)	Antenna Gain (dBd)	ERP (dBm)	Limit (dBm)	Margin (dB)	Notes
<b>Low Ch</b>								
817.90	7.20	V	0.9	0.0	6.30	38.5	-32.1	
817.90	16.40	H	0.9	0.0	15.50	38.5	-22.9	
<b>Mid Ch</b>								
819.15	7.30	V	0.9	0.0	6.40	38.5	-32.0	
819.15	16.60	H	0.9	0.0	15.70	38.5	-22.7	
<b>High Ch</b>								
823.10	7.40	V	0.9	0.0	6.50	38.5	-31.9	
823.10	16.90	H	0.9	0.0	16.00	38.5	-22.4	
Rev. 3.17.11								

**CDMA2000, EVDO A, BC0**

High Frequency Substitution Measurement Compliance Certification Services Chamber F								
<b>Company:</b>		Apple						
<b>Project #:</b>		13U14987						
<b>Date:</b>		06/06/13						
<b>Test Engineer:</b>		T Wang						
<b>Configuration:</b>		EUT only						
<b>Mode:</b>		BC0 EVDO Rev A UAT Average						
<b>Test Equipment:</b>								
Receiving: Sunol T122, and Chamber F Cable (Setup this one for testing EUT)								
Substitution: Dipole S/N: 00022117, 8ft SMA Cable (SN # 208947003) Warehouse.								
f MHz	SG reading (dBm)	Ant. Pol. (H/V)	Cable Loss (dB)	Antenna Gain (dBd)	ERP (dBm)	Limit (dBm)	Margin (dB)	Notes
<b>Low Ch</b>								
824.70	8.00	V	0.6	0.0	7.40	38.5	-31.0	
824.70	15.80	H	0.6	0.0	15.20	38.5	-23.2	
<b>Mid Ch</b>								
836.52	8.70	V	0.6	0.0	8.10	38.5	-30.3	
836.52	16.30	H	0.6	0.0	15.70	38.5	-22.7	
<b>High Ch</b>								
848.31	8.40	V	0.6	0.0	7.80	38.5	-30.6	
848.31	16.74	H	0.6	0.0	16.14	38.5	-22.3	
Rev. 3.17.11								

**CDMA2000, EVDO A, BC1**

High Frequency Fundamental Measurement Compliance Certification Services Chamber F							
Apple 13U14987 06/06/13 <b>Tester:</b> T Wang <b>Configuration:</b> EUT Only BC1 EVDO Rev A							
<b>Environment:</b> : T120, and Chamber F SMA Cables Location: Horn T59 Substitution, 8ft SMA Cable (244639001) Warehouse							
SG reading (dBm)	Ant. Pol. (H/V)	Cable Loss (dB)	Antenna Gain (dBi)	EIRP (dBm)	Limit (dBm)	Delta (dB)	Notes
16.4	V	1.50	7.94	22.84	33.0	-10.2	
18.3	H	1.50	8.14	24.94	33.0	-8.1	
16.0	V	1.50	7.95	22.45	33.0	-10.6	
18.1	H	1.50	8.26	24.86	33.0	-8.1	
16.5	V	1.50	7.97	22.97	33.0	-10.0	
17.5	H	1.50	8.38	24.38	33.0	-8.6	

**CDMA2000, EVDO A, BC15**

High Frequency Fundamental Measurement Compliance Certification Services Chamber F								
<b>Company:</b>		Apple						
<b>Project #:</b>		13U14987						
<b>Date:</b>		06/06/13						
<b>Test Engineer:</b>		T Wang						
<b>Configuration:</b>		EUT Only						
<b>Mode:</b>		BC15 AWS EVDO Rev A						
<b>Test Equipment:</b>								
Receiving: T120, and Chamber F SMA Cables								
Substitution: Horn T59 Substitution, 8ft SMA Cable (244639001) Warehouse								
f GHz	SG reading (dBm)	Ant. Pol. (H/V)	Cable Loss (dB)	Antenna Gain (dBi)	EIRP (dBm)	Limit (dBm)	Delta (dB)	Notes
Low Ch								
1.711	15.2	V	1.50	7.94	21.64	33.0	-11.4	
1.711	15.7	H	1.50	8.14	22.34	33.0	-10.7	
Mid Ch								
1.733	17.0	V	1.50	7.95	23.45	33.0	-9.6	
1.733	16.4	H	1.50	8.26	23.16	33.0	-9.8	
High Ch								
1.754	17.1	V	1.50	7.97	23.57	33.0	-9.4	
1.754	16.0	H	1.50	8.38	22.88	33.0	-10.1	
Rev. 3.17.11								

**LAT / PORT A**

**CDMA2000 CELL BAND, EVDO REV B**

**Two Carriers Minimum Separation**

High Frequency Substitution Measurement Compliance Certification Services Chamber F								
<b>Company:</b>		Apple						
<b>Project #:</b>		13U14987						
<b>Date:</b>		07/16/13						
<b>Test Engineer:</b>		Mona Hua						
<b>Configuration:</b>		EUT only						
<b>Mode:</b>		BC0 EVDO Rev B, 2 Carrier Min Separation Average						
<b>Test Equipment:</b>								
Receiving: Sunol T122, and Chamber F Cable (Setup this one for testing EUT)								
Substitution: Dipole S/N: 00022117, 8ft SMA Cable (SN # 208955002) Warehouse.								
f MHz	SG reading (dBm)	Ant. Pol. (H/V)	Cable Loss (dB)	Antenna Gain (dBd)	ERP (dBm)	Limit (dBm)	Margin (dB)	Notes
Low Ch								
825.30	12.10	V	0.9	0.0	11.20	38.5	-27.2	
825.30	16.50	H	0.9	0.0	15.60	38.5	-22.8	
Mid Ch								
837.20	11.80	V	0.9	0.0	10.90	38.5	-27.5	
837.20	17.50	H	0.9	0.0	16.60	38.5	-21.8	
High Ch								
847.60	11.70	V	0.9	0.0	10.80	38.5	-27.6	
847.60	17.20	H	0.9	0.0	16.30	38.5	-22.1	
Rev. 3.17.11								

**CDMA2000 CELL BAND, EVDO REV B**

**Two Carriers Maximum Separation**

High Frequency Substitution Measurement Compliance Certification Services Chamber F									
<b>Company:</b>		Apple							
<b>Project #:</b>		13U14987							
<b>Date:</b>		07/16/13							
<b>Test Engineer:</b>		Mona Hua							
<b>Configuration:</b>		EUT only							
<b>Mode:</b>		BC0 EVDO Rev B, 2 Carrier Max Separation Average							
<b>Test Equipment:</b>									
Receiving: Sunol T122, and Chamber F Cable (Setup this one for testing EUT)									
Substitution: Dipole S/N: 00022117, 8ft SMA Cable (SN # 208955002) Warehouse.									
f MHz	SG reading (dBm)	Ant. Pol. (H/V)	Cable Loss (dB)	Antenna Gain (dBd)	ERP (dBm)	Limit (dBm)	Margin (dB)	Notes	
<b>Low Ch</b>									
826.50	11.40	V	0.9	0.0	10.50	38.5	-27.9		
826.50	16.40	H	0.9	0.0	15.50	38.5	-22.9		
<b>Mid Ch</b>									
838.80	9.90	V	0.9	0.0	9.00	38.5	-29.4		
838.80	16.90	H	0.9	0.0	16.00	38.5	-22.4		
<b>High Ch</b>									
844.90	11.10	V	0.9	0.0	10.20	38.5	-28.2		
844.90	16.60	H	0.9	0.0	15.70	38.5	-22.7		
Rev. 3.17.11									

**CDMA2000 CELL BAND, EVDO REV B**

**Three Carriers Minimum Separation**

High Frequency Substitution Measurement Compliance Certification Services Chamber F								
<b>Company:</b>		Apple						
<b>Project #:</b>		13U14987						
<b>Date:</b>		07/16/13						
<b>Test Engineer:</b>		Mona Hua						
<b>Configuration:</b>		EUT only						
<b>Mode:</b>		BC0 EVDO Rev B, 3 Carrier Min Separation Average						
<b>Test Equipment:</b>								
Receiving: Sunol T122, and Chamber F Cable (Setup this one for testing EUT)								
Substitution: Dipole S/N: 00022117, 8ft SMA Cable (SN # 208955002) Warehouse.								
f MHz	SG reading (dBm)	Ant. Pol. (H/V)	Cable Loss (dB)	Antenna Gain (dBd)	ERP (dBm)	Limit (dBm)	Margin (dB)	Notes
Low Ch								
825.90	11.90	V	0.9	0.0	11.00	38.5	-27.4	
825.90	18.30	H	0.9	0.0	17.40	38.5	-21.0	
Mid Ch								
837.70	12.30	V	0.9	0.0	11.40	38.5	-27.0	
837.70	18.20	H	0.9	0.0	17.30	38.5	-21.1	
High Ch								
846.70	11.40	V	0.9	0.0	10.50	38.5	-27.9	
846.70	17.90	H	0.9	0.0	17.00	38.5	-21.4	
Rev. 3.17.11								

**UAT / PORT B**

**CDMA2000 CELL BAND, EVDO, REV B**

**TWO CARRIERS MINIMUM SEPARATION**

High Frequency Substitution Measurement Compliance Certification Services Chamber D								
<b>Company:</b>		Apple						
<b>Project #:</b>		13U14987						
<b>Date:</b>		06/26/13						
<b>Test Engineer:</b>		Mona Hua						
<b>Configuration:</b>		EUT only						
<b>Mode:</b>		BC0 EVDO Rev B, 2 Carrier Mini Separation Average						
<b>Test Equipment:</b>								
Receiving: Sunol T407, and Chamber D Cable (Setup this one for testing EUT)								
Substitution: Dipole S/N: 00022117, 4ft SMA Cable Warehouse.								
f MHz	SG reading (dBm)	Ant. Pol. (H/V)	Cable Loss (dB)	Antenna Gain (dBd)	ERP (dBm)	Limit (dBm)	Margin (dB)	Notes
<b>Low Ch</b>								
825.30	5.00	V	0.6	0.0	4.40	38.5	-34.0	
825.30	12.60	H	0.6	0.0	12.00	38.5	-26.4	
<b>Mid Ch</b>								
837.20	4.50	V	0.6	0.0	3.90	38.5	-34.5	
837.20	12.50	H	0.6	0.0	11.90	38.5	-26.5	
<b>High Ch</b>								
847.60	3.10	V	0.6	0.0	2.50	38.5	-35.9	
847.60	12.14	H	0.6	0.0	11.54	38.5	-26.9	
Rev. 3.17.11								



**CDMA2000 CELL BAND, EVDO, REV B**

**TWO CARRIERS MAXIMUM SEPARATION**

High Frequency Substitution Measurement Compliance Certification Services Chamber D								
<b>Company:</b>		Apple						
<b>Project #:</b>		13U14987						
<b>Date:</b>		06/26/13						
<b>Test Engineer:</b>		Mona Hua						
<b>Configuration:</b>		EUT only						
<b>Mode:</b>		BC0 EVDO Rev B, 2 Carrier Max Separation Average						
<b>Test Equipment:</b>								
Receiving: Sunol T407, and Chamber D Cable (Setup this one for testing EUT)								
Substitution: Dipole S/N: 00022117, 4ft SMA Cable Warehouse.								
f MHz	SG reading (dBm)	Ant. Pol. (H/V)	Cable Loss (dB)	Antenna Gain (dBd)	ERP (dBm)	Limit (dBm)	Margin (dB)	Notes
Low Ch								
826.50	5.50	V	0.6	0.0	4.90	38.5	-33.5	
826.50	12.80	H	0.6	0.0	12.20	38.5	-26.2	
Mid Ch								
838.80	5.20	V	0.6	0.0	4.60	38.5	-33.8	
838.80	10.40	H	0.6	0.0	9.80	38.5	-28.6	
High Ch								
844.90	3.00	V	0.6	0.0	2.40	38.5	-36.0	
844.90	11.14	H	0.6	0.0	10.54	38.5	-27.9	
Rev. 3.17.11								

**CDMA2000 CELL BAND, EVDO, REV B**

**THREE CARRIERS MNIMUM SEPARATION**

High Frequency Substitution Measurement Compliance Certification Services Chamber D								
<b>Company:</b>		Apple						
<b>Project #:</b>		13U14987						
<b>Date:</b>		06/26/13						
<b>Test Engineer:</b>		Mona Hua						
<b>Configuration:</b>		EUT only						
<b>Mode:</b>		BC0 EVDO Rev B, 3 Carrier Min Separation Average						
<b>Test Equipment:</b>								
Receiving: Sunol T407, and Chamber D Cable (Setup this one for testing EUT)								
Substitution: Dipole S/N: 00022117, 4ft SMA Cable Warehouse.								
f MHz	SG reading (dBm)	Ant. Pol. (H/V)	Cable Loss (dB)	Antenna Gain (dBd)	ERP (dBm)	Limit (dBm)	Margin (dB)	Notes
Low Ch								
825.90	4.30	V	0.6	0.0	3.70	38.5	-34.7	
825.90	12.20	H	0.6	0.0	11.60	38.5	-26.8	
Mid Ch								
837.70	3.40	V	0.6	0.0	2.80	38.5	-35.6	
837.70	11.40	H	0.6	0.0	10.80	38.5	-27.6	
High Ch								
846.70	2.80	V	0.6	0.0	2.20	38.5	-36.2	
846.70	11.24	H	0.6	0.0	10.64	38.5	-27.8	
Rev. 3.17.11								

## 9.2. PEAK-TO-AVERAGE RATIO

In addition, when the transmitter power is measured in terms of average value, the peak-to-average ratio of the power shall not exceed 13 dB.

### A1428

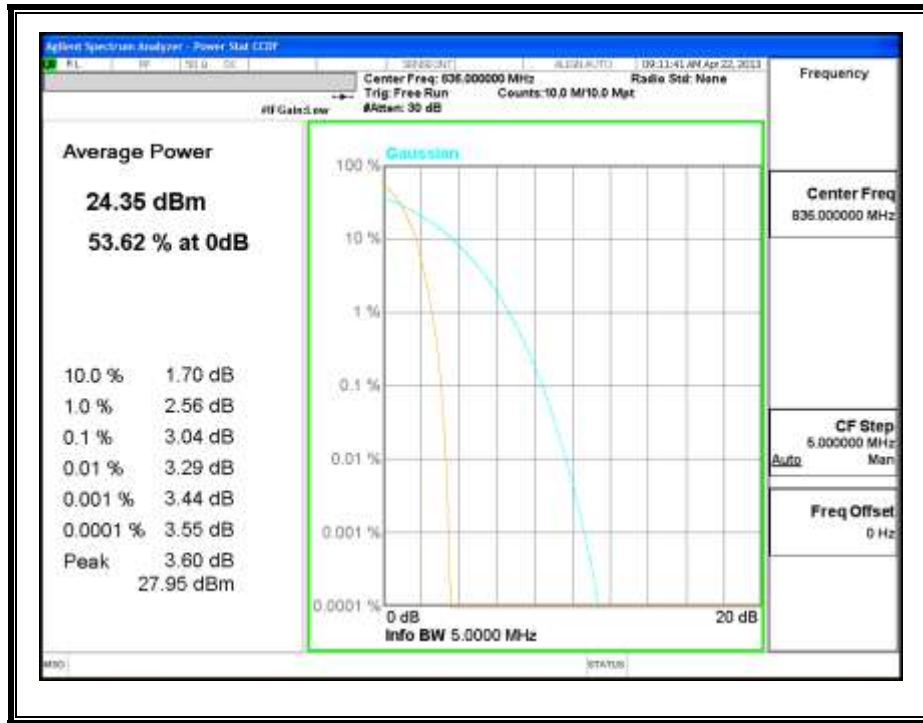
#### Peak-To-Average Ratio:

Mode	Modulation	Couducted Power (dBm)		Peak-to-Average Ratio (PAR)
		*Peak	Average	
UMTS	REL99	27.95	24.35	3.6
Mode	Ch. No.	Couducted Power (dBm)		Peak-to-Average Ratio (PAR)
		*Peak	Average	
UMTS	HSDPA	28.33	22.99	5.34
*Peak Reading = Average Reading + Peak-to-Average Ratio				

Mode	Modulation	Couducted Power (dBm)		Peak-to-Average Ratio (PAR)
		*Peak	Average	
BC0	1xRTT	27.85	23.63	4.22
Mode	Ch. No.	Couducted Power (dBm)		Peak-to-Average Ratio (PAR)
		*Peak	Average	
BC10	1xRTT	28.36	23.69	4.67
*Peak Reading = Average Reading + Peak-to-Average Ratio				

Mode	Modulation	Couducted Power (dBm)		Peak-to-Average Ratio (PAR)
		*Peak	Average	
BC0	EVDO	28.2	23.55	4.65
Mode	Ch. No.	Couducted Power (dBm)		Peak-to-Average Ratio (PAR)
		*Peak	Average	
BC15	EVDO	28.66	23.52	5.14
*Peak Reading = Average Reading + Peak-to-Average Ratio				

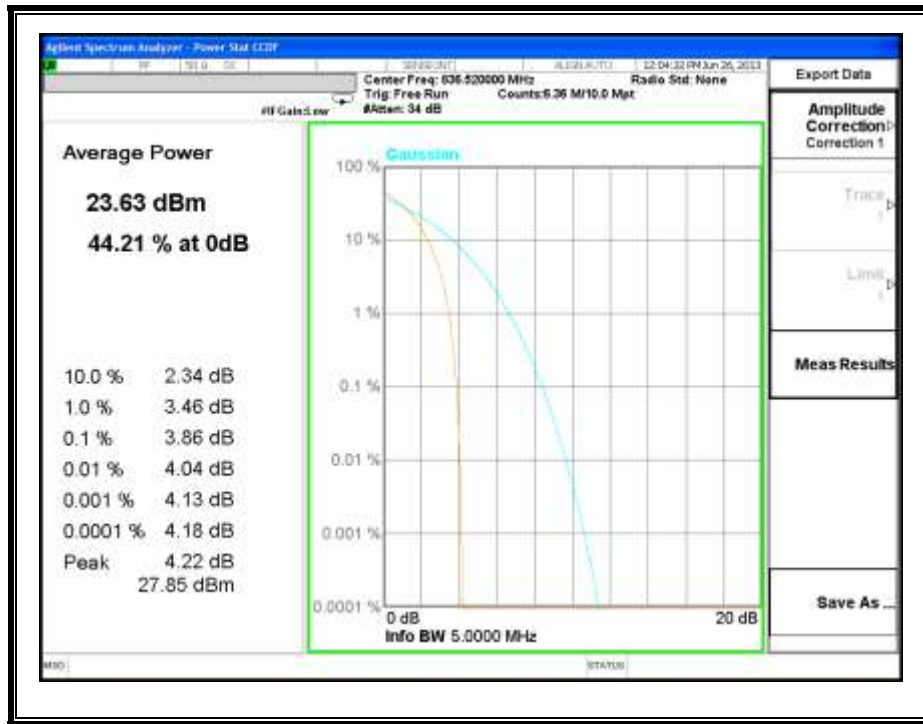
**UMTS850, REL 99**



**UMTS850, HSDPA**



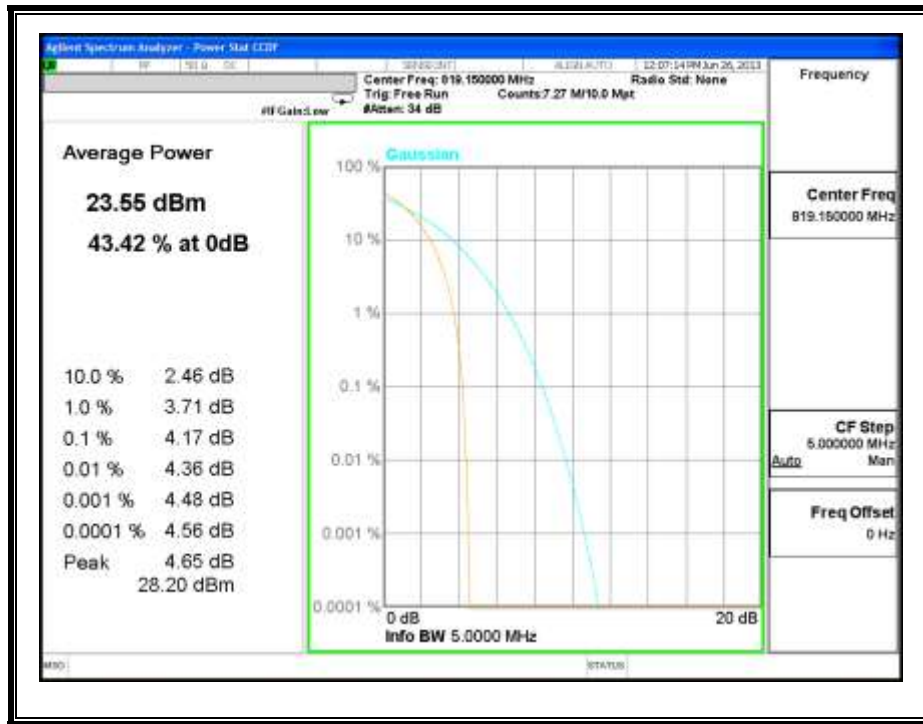
**BC 0, 1xRTT**



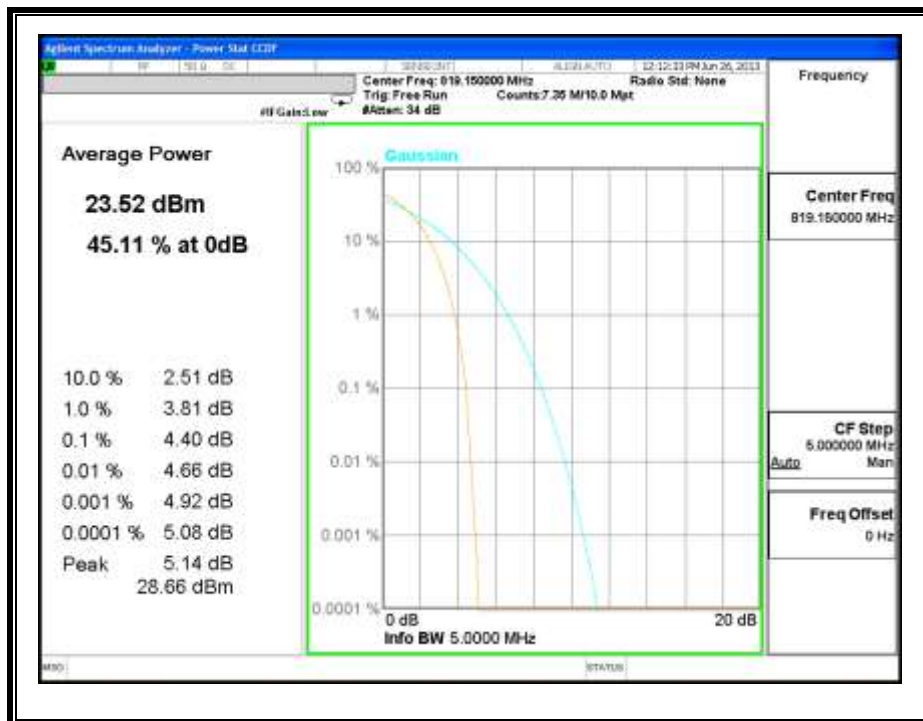
**BC10, 1xRTT**



**BC 0, EVDO**



**BC10, EVDO**



### 9.3. FIELD STRENGTH OF SPURIOUS RADIATION

#### RULE PART(S)

FCC: §2.1053, §22.917, §24.238 & § 90.691

#### LIMIT

§22.917 (e) and §24.238 (a): Out of band emissions. The power of any emission outside of the authorized operating frequency ranges must be attenuated below the transmitting power (P) by a factor of at least  $43 + 10 \log (P)$  dB.

§ 90.691 Emission mask requirements for EA-based systems.

(a) Out-of-band emission requirement shall apply only to the “outer” channels included in an EA license and to spectrum adjacent to interior channels used by incumbent licensees. The emission limits are as follows:

(1) For any frequency removed from the EA licensee's frequency block by up to and including 37.5 kHz, the power of any emission shall be attenuated below the transmitter power (P) in watts by at least  $116 \log_{10} (f/6.1)$  decibels or  $50 + 10 \log_{10} (P)$  decibels or 80 decibels, whichever is the lesser attenuation, where f is the frequency removed from the center of the outer channel in the block in kilohertz and where f is greater than 12.5 kHz.

(2) For any frequency removed from the EA licensee's frequency block greater than 37.5 kHz, the power of any emission shall be attenuated below the transmitter power (P) in watts by at least  $43 + 10 \log_{10} (P)$  decibels or 80 decibels, whichever is the lesser attenuation, where f is the frequency removed from the center of the outer channel in the block in kilohertz and where f is greater than 37.5 kHz.

(b) When an emission outside of the authorized bandwidth causes harmful interference, the Commission may, at its discretion, require greater attenuation than specified in this section.



### **TEST PROCEDURE**

For Cellular equipment - Compliance with these rules is based on the use of measurement instrumentation employing a resolution bandwidth of 100 kHz or greater. In the 1 MHz bands immediately outside and adjacent to the frequency block a resolution bandwidth of at least one percent of the emission bandwidth of the fundamental emission of the transmitter may be employed. A narrower resolution bandwidth is permitted in all cases to improve measurement accuracy provided the measured power is integrated over the full required measurement bandwidth (i.e. 100 kHz or 1 percent of emission bandwidth, as specified). The emission bandwidth is defined as the width of the signal between two points, one below the carrier center frequency and one above the carrier center frequency, outside of which all emissions are attenuated at least 26 dB below the transmitter power.

For PCS equipment - Compliance with these rules is based on the use of measurement instrumentation employing a resolution bandwidth of 1 MHz or greater. However, in the 1 MHz bands immediately outside and adjacent to the frequency block a resolution bandwidth of at least one percent of the emission bandwidth of the fundamental emission of the transmitter may be employed. A narrower resolution bandwidth is permitted in all cases to improve measurement accuracy provided the measured power is integrated over the full required measurement bandwidth (i.e. 1 MHz or 1 percent of emission bandwidth, as specified). The emission bandwidth is defined as the width of the signal between two points, one below the carrier center frequency and one above the carrier center frequency, outside of which all emissions are attenuated at least 26 dB below the transmitter power.

### **MODES TESTED:**

LAT PORT and UAT PORT

- GPRS and EGPRS
- UMTS, REL 99 and HSDPA
- CDMA2000, BC0,BC1, BC10 and BC15

### **RESULTS**

**LAT / PRIMARY**

**GPRS (Cellular Band)**

Compliance Certification Services Above 1GHz High Frequency Substitution Measurement									
<b>Company:</b>		Apple							
<b>Project #:</b>		13U14987							
<b>Date:</b>		06/05/13							
<b>Test Engineer:</b>		Kiya Kedida							
<b>Configuration:</b>		EUT only							
<b>Mode:</b>		GPRS CELL							
<b>Chamber</b>		<b>Pre-amplifier</b>			<b>Filter</b>		<b>Limit</b>		
3m Chamber F		T145 8449B			Filter 1		Part 22		
f GHz	SG reading (dBm)	Ant. Pol. (H/V)	Distance (m)	Preamp (dB)	Filter (dB)	ERP (dBm)	Limit (dBm)	Delta (dB)	Notes
<b>Low Ch, (824.2MHz)</b>									
1.648	-23.1	V	3.0	32.7	1.0	-54.8	-13.0	-41.8	
2.473	-17.8	V	3.0	31.4	1.0	-48.2	-13.0	-35.2	
1.648	-23.2	H	3.0	32.7	1.0	-54.9	-13.0	-41.9	
2.473	-20.4	H	3.0	31.4	1.0	-50.8	-13.0	-37.8	
<b>Mid Ch, (836.6MHz)</b>									
1.673	-23.1	V	3.0	32.6	1.0	-54.7	-13.0	-41.7	
2.510	-19.2	V	3.0	31.5	1.0	-49.7	-13.0	-36.7	
1.673	-24.2	H	3.0	32.6	1.0	-55.8	-13.0	-42.8	
2.510	-19.5	H	3.0	31.5	1.0	-50.0	-13.0	-37.0	
<b>High Ch, (848.8MHz)</b>									
1.698	-24.0	V	3.0	32.5	1.0	-55.5	-13.0	-42.5	
2.546	-20.6	V	3.0	31.4	1.0	-51.1	-13.0	-38.1	
1.698	-27.3	H	3.0	32.5	1.0	-58.8	-13.0	-45.8	
2.546	-19.6	H	3.0	31.4	1.0	-50.0	-13.0	-37.0	
Rev. 03.03.09									
Note: No other emissions were detected above the system noise floor.									

**EGPRS (Cellular Band)**

**Compliance Certification Services**  
**Above 1GHz High Frequency Substitution Measurement**

**Company:** Apple  
**Project #:** 13U14987  
**Date:** 06/05/13  
**Test Engineer:** Kiya Kedida  
**Configuration:** EUT only  
**Mode:** EGPRS CELL Harmonics

Chamber

Pre-amplifier

Filter

Limit

3m Chamber F

T145 8449B

Filter 1

Part 22

f GHz	SG reading (dBm)	Ant. Pol. (H/V)	Distance (m)	Preamp (dB)	Filter (dB)	ERP (dBm)	Limit (dBm)	Delta (dB)	Notes
<b>Low Ch, (824.2MHz)</b>									
1.648	-27.0	V	3.0	32.7	1.0	-58.7	-13.0	-45.7	
2.473	-26.5	V	3.0	31.4	1.0	-56.9	-13.0	-43.9	
1.648	-30.0	H	3.0	32.7	1.0	-61.7	-13.0	-48.7	
2.473	-28.2	H	3.0	31.4	1.0	-58.6	-13.0	-45.6	
<b>Mid Ch, (836.6MHz)</b>									
1.673	-27.5	V	3.0	32.6	1.0	-59.1	-13.0	-46.1	
2.510	-26.6	V	3.0	31.5	1.0	-57.1	-13.0	-44.1	
1.673	-29.3	H	3.0	32.6	1.0	-60.9	-13.0	-47.9	
2.510	-27.8	H	3.0	31.5	1.0	-58.3	-13.0	-45.3	
<b>High Ch, (848.8MHz)</b>									
1.698	-26.7	V	3.0	32.5	1.0	-58.2	-13.0	-45.2	
2.546	-26.1	V	3.0	31.4	1.0	-56.6	-13.0	-43.6	
1.698	-27.7	H	3.0	32.5	1.0	-59.2	-13.0	-46.2	
2.546	-27.2	H	3.0	31.4	1.0	-57.6	-13.0	-44.6	

Rev. 03.03.09  
 Note: No other emissions were detected above the system noise floor.

**UMTS REL 99 (Cellular Band)**

Compliance Certification Services Above 1GHz High Frequency Substitution Measurement									
<b>Company:</b>		Apple							
<b>Project #:</b>		13U14987							
<b>Date:</b>		06/05/13							
<b>Test Engineer:</b>		Kiya Keida							
<b>Configuration:</b>		EUT only							
<b>Mode:</b>		REL 99 CELL Harmonics							
<b>Chamber</b>		<b>Pre-amplifier</b>			<b>Filter</b>		<b>Limit</b>		
3m Chamber F		T145 8449B			Filter 1		Part 22		
f GHz	SG reading (dBm)	Ant. Pol. (H/V)	Distance (m)	Preamp (dB)	Filter (dB)	ERP (dBm)	Limit (dBm)	Delta (dB)	Notes
<b>Low Ch, (826.4MHz)</b>									
1.653	-27.7	V	3.0	30.5	1.0	-57.3	-13.0	-44.3	
2.479	-26.4	V	3.0	28.2	1.0	-53.6	-13.0	-40.6	
1.653	-28.3	H	3.0	30.5	1.0	-57.8	-13.0	-44.8	
2.479	-27.5	H	3.0	28.2	1.0	-54.7	-13.0	-41.7	
<b>Mid Ch, (836.6MHz)</b>									
1.673	-27.7	V	3.0	30.5	1.0	-57.2	-13.0	-44.2	
2.510	-25.1	V	3.0	28.1	1.0	-52.2	-13.0	-39.2	
1.673	-28.7	H	3.0	30.5	1.0	-58.2	-13.0	-45.2	
2.510	-27.8	H	3.0	28.1	1.0	-54.9	-13.0	-41.9	
<b>High Ch, (846.6MHz)</b>									
1.688	-28.6	V	3.0	30.5	1.0	-58.1	-13.0	-45.1	
2.532	-26.6	V	3.0	28.0	1.0	-53.6	-13.0	-40.6	
1.688	-28.6	H	3.0	30.5	1.0	-58.1	-13.0	-45.1	
2.532	-27.9	H	3.0	28.0	1.0	-54.9	-13.0	-41.9	
Rev. 03.03.09									
Note: No other emissions were detected above the system noise floor.									

**UMTS HSDPA (Cellular Band)**

**Compliance Certification Services**  
**Above 1GHz High Frequency Substitution Measurement**

Company: Apple  
 Project #: 13U14987  
 Date: 06/06/13  
 Test Engineer: T Wang  
 Configuration: EUT only  
 Mode: HSDPA CELL

Chamber

Pre-amplifier

Filter

Limit

3m Chamber F

T145 8449B

Filter 1

Part 22

f GHz	SG reading (dBm)	Ant. Pol. (H/V)	Distance (m)	Preamp (dB)	Filter (dB)	ERP (dBm)	Limit (dBm)	Delta (dB)	Notes
<b>Low Ch, (826.4MHz)</b>									
1.653	-25.0	V	3.0	32.7	1.0	-56.7	-13.0	-43.7	
2.479	-26.9	V	3.0	31.4	1.0	-57.3	-13.0	-44.3	
1.653	-23.5	H	3.0	32.7	1.0	-55.1	-13.0	-42.1	
2.479	-28.6	H	3.0	31.4	1.0	-59.0	-13.0	-46.0	
<b>Mid Ch, (836.6MHz)</b>									
1.673	-25.4	V	3.0	32.6	1.0	-57.0	-13.0	-44.0	
2.510	-26.6	V	3.0	31.5	1.0	-57.1	-13.0	-44.1	
1.673	-23.9	H	3.0	32.6	1.0	-55.5	-13.0	-42.5	
2.510	-28.1	H	3.0	31.5	1.0	-58.6	-13.0	-45.6	
<b>High Ch, (846.6MHz)</b>									
1.688	-24.5	V	3.0	32.6	1.0	-56.0	-13.0	-43.0	
2.532	-26.9	V	3.0	31.5	1.0	-57.4	-13.0	-44.4	
1.688	-23.2	H	3.0	32.6	1.0	-54.8	-13.0	-41.8	
2.532	-28.5	H	3.0	31.5	1.0	-59.0	-13.0	-46.0	

Rev. 03.03.09  
 Note: No other emissions were detected above the system noise floor.

**GPRS (PCS Band)**

Compliance Certification Services Above 1GHz High Frequency Substitution Measurement									
<b>Company:</b>		Apple							
<b>Project #:</b>		13U14987							
<b>Date:</b>		06/05/13							
<b>Test Engineer:</b>		Kiya Kedida							
<b>Configuration:</b>		EUT only							
<b>Mode:</b>		GPRS PCS							
<b>Chamber</b>		<b>Pre-amplifier</b>			<b>Filter</b>		<b>Limit</b>		
3m Chamber F		T145 8449B			Filter 1		Part 24		
f GHz	SG reading (dBm)	Ant. Pol. (H/V)	Distance (m)	Preamp (dB)	Filter (dB)	ERP (dBm)	Limit (dBm)	Delta (dB)	Notes
<b>Low Ch, (1850.2 MHz)</b>									
3.700	-26.6	V	3.0	30.2	1.0	-55.8	-13.0	-42.8	
7.401	-28.0	V	3.0	26.5	1.0	-53.5	-13.0	-40.5	
3.700	-27.3	H	3.0	30.2	1.0	-56.5	-13.0	-43.5	
7.401	-27.1	H	3.0	26.5	1.0	-52.6	-13.0	-39.6	
<b>Mid Ch, (1880 MHz)</b>									
3.760	-26.3	V	3.0	30.1	1.0	-55.5	-13.0	-42.5	
7.520	-27.3	V	3.0	26.3	1.0	-52.6	-13.0	-39.6	
3.760	-26.7	H	3.0	30.1	1.0	-55.8	-13.0	-42.8	
7.520	-26.4	H	3.0	26.3	1.0	-51.7	-13.0	-38.7	
<b>High Ch, (1909.8 MHz)</b>									
3.819	-26.5	V	3.0	30.1	1.0	-55.6	-13.0	-42.6	
7.639	-22.2	V	3.0	26.2	1.0	-47.3	-13.0	-34.3	
3.819	-26.8	H	3.0	30.1	1.0	-55.9	-13.0	-42.9	
7.639	-27.8	H	3.0	26.2	1.0	-53.0	-13.0	-40.0	
Rev. 03.03.09									
Note: No other emissions were detected above the system noise floor.									

**EGPRS (PCS Band)**

Compliance Certification Services Above 1GHz High Frequency Substitution Measurement									
<b>Company:</b>		Apple							
<b>Project #:</b>		13U14987							
<b>Date:</b>		06/05/13							
<b>Test Engineer:</b>		Kiya Kedida							
<b>Configuration:</b>		EUT only							
<b>Mode:</b>		EGPRS PCS							
<b>Chamber</b>		<b>Pre-amplifier</b>			<b>Filter</b>		<b>Limit</b>		
3m Chamber F		T145 8449B			Filter 1		Part 24		
f GHz	SG reading (dBm)	Ant. Pol. (H/V)	Distance (m)	Preamp (dB)	Filter (dB)	ERP (dBm)	Limit (dBm)	Delta (dB)	Notes
<b>Low Ch, (1850.2 MHz)</b>									
3.700	-26.1	V	3.0	30.2	1.0	-55.3	-13.0	-42.3	
7.401	-28.6	V	3.0	26.5	1.0	-54.1	-13.0	-41.1	
3.700	-28.1	H	3.0	30.2	1.0	-57.3	-13.0	-44.3	
7.401	-27.9	H	3.0	26.5	1.0	-53.4	-13.0	-40.4	
<b>Mid Ch, (1880 MHz)</b>									
3.760	-26.7	V	3.0	30.1	1.0	-55.9	-13.0	-42.9	
7.520	-27.7	V	3.0	26.3	1.0	-53.0	-13.0	-40.0	
3.760	-26.9	H	3.0	30.1	1.0	-56.0	-13.0	-43.0	
7.520	-28.0	H	3.0	26.3	1.0	-53.3	-13.0	-40.3	
<b>High Ch, (1909.8 MHz)</b>									
3.819	-26.7	V	3.0	30.1	1.0	-55.8	-13.0	-42.8	
7.639	-28.2	V	3.0	26.2	1.0	-53.3	-13.0	-40.3	
3.819	-26.8	H	3.0	30.1	1.0	-55.9	-13.0	-42.9	
7.639	-27.4	H	3.0	26.2	1.0	-52.6	-13.0	-39.6	
Rev. 03.03.09									
Note: No other emissions were detected above the system noise floor.									

**UMTS REL 99 (PCS Band)**

Compliance Certification Services									
Above 1GHz High Frequency Substitution Measurement									
<b>Company:</b>		Apple							
<b>Project #:</b>		13U14987							
<b>Date:</b>		06/05/13							
<b>Test Engineer:</b>		Kiya Kedida							
<b>Configuration:</b>		EUT only							
<b>Mode:</b>		REL 99 PCS							
<b>Chamber</b>		<b>Pre-amplifer</b>			<b>Filter</b>		<b>Limit</b>		
3m Chamber F		T145 8449B			Filter 1		Part 24		
f GHz	SG reading (dBm)	Ant. Pol. (H/V)	Distance (m)	Preamp (dB)	Filter (dB)	ERP (dBm)	Limit (dBm)	Delta (dB)	Notes
<b>Low Ch, (1852.4 MHz)</b>									
3.705	-26.9	V	3.0	30.2	1.0	-56.1	-13.0	-43.1	
7.410	-29.0	V	3.0	26.5	1.0	-54.4	-13.0	-41.4	
3.705	-25.3	H	3.0	30.2	1.0	-54.5	-13.0	-41.5	
7.410	-28.3	H	3.0	26.5	1.0	-53.8	-13.0	-40.8	
<b>Mid Ch, (1880 MHz)</b>									
3.760	-26.2	V	3.0	30.1	1.0	-55.4	-13.0	-42.4	
7.520	-28.5	V	3.0	26.3	1.0	-53.8	-13.0	-40.8	
3.760	-24.8	H	3.0	30.1	1.0	-53.9	-13.0	-40.9	
7.520	-28.4	H	3.0	26.3	1.0	-53.7	-13.0	-40.7	
<b>High Ch, (1907.6 MHz)</b>									
3.815	-26.6	V	3.0	30.1	1.0	-55.7	-13.0	-42.7	
7.630	-28.1	V	3.0	26.2	1.0	-53.3	-13.0	-40.3	
3.815	-26.7	H	3.0	30.1	1.0	-55.8	-13.0	-42.8	
7.630	-27.7	H	3.0	26.2	1.0	-52.9	-13.0	-39.9	
Rev. 03.03.09									
Note: No other emissions were detected above the system noise floor.									



**UMTS HSDPA (PCS Band)**

Compliance Certification Services									
Above 1GHz High Frequency Substitution Measurement									
<b>Company:</b>		Apple							
<b>Project #:</b>		13U14987							
<b>Date:</b>		06/06/13							
<b>Test Engineer:</b>		T Wang							
<b>Configuration:</b>		EUT only							
<b>Mode:</b>		HSDPA PCS							
<b>Chamber</b>		<b>Pre-amplifier</b>			<b>Filter</b>		<b>Limit</b>		
3m Chamber F		T145 8449B			Filter 1		Part 24		
f GHz	SG reading (dBm)	Ant. Pol. (H/V)	Distance (m)	Preamp (dB)	Filter (dB)	ERP (dBm)	Limit (dBm)	Delta (dB)	Notes
<b>Low Ch, (1852.4 MHz)</b>									
3.705	-25.3	V	3.0	30.2	1.0	-54.5	-13.0	-41.5	
7.410	-27.8	V	3.0	26.5	1.0	-53.2	-13.0	-40.2	
3.705	-25.8	H	3.0	30.2	1.0	-55.0	-13.0	-42.0	
7.410	-26.8	H	3.0	26.5	1.0	-52.3	-13.0	-39.3	
<b>Mid Ch, (1880 MHz)</b>									
3.760	-26.3	V	3.0	30.1	1.0	-55.5	-13.0	-42.5	
7.520	-27.8	V	3.0	26.3	1.0	-53.1	-13.0	-40.1	
3.760	-25.9	H	3.0	30.1	1.0	-55.0	-13.0	-42.0	
7.520	-26.8	H	3.0	26.3	1.0	-52.1	-13.0	-39.1	
<b>High Ch, (1907.6 MHz)</b>									
3.815	-25.7	V	3.0	30.1	1.0	-54.8	-13.0	-41.8	
7.630	-27.7	V	3.0	26.2	1.0	-52.9	-13.0	-39.9	
3.815	-25.6	H	3.0	30.1	1.0	-54.7	-13.0	-41.7	
7.630	-26.8	H	3.0	26.2	1.0	-52.0	-13.0	-39.0	
Rev. 03.03.09									
Note: No other emissions were detected above the system noise floor.									

**UMTS REL99 BAND 4**

**Compliance Certification Services**  
**Above 1GHz High Frequency Substitution Measurement**

**Company:** Apple Inc.  
**Project #:** 13U14987  
**Date:** 06/25/13  
**Test Engineer:** Roy Zheng  
**Configuration:** EUT Only  
**Mode:** REL 99, Band 4

Chamber

Pre-amplifier

Filter

Limit

3m Chamber F

T145 8449B

Filter 1

Part 27

f GHz	SG reading (dBm)	Ant. Pol. (H/V)	Distance (m)	Preamp (dB)	Filter (dB)	ERP (dBm)	Limit (dBm)	Delta (dB)	Notes
<b>Low Ch, (1712.4 MHz)</b>									
3.425	-28.8	V	3.0	30.4	1.0	-58.3	-13.0	-45.3	
5.137	-32.1	V	3.0	28.8	1.0	-59.9	-13.0	-46.9	
3.425	-29.7	H	3.0	30.4	1.0	-59.1	-13.0	-46.1	
5.137	-29.5	H	3.0	28.8	1.0	-57.2	-13.0	-44.2	
<b>Mid Ch, (1732.4 MHz)</b>									
3.465	-29.2	V	3.0	30.4	1.0	-58.6	-13.0	-45.6	
5.198	-32.1	V	3.0	28.7	1.0	-59.8	-13.0	-46.8	
3.465	-29.7	H	3.0	30.4	1.0	-59.1	-13.0	-46.1	
5.198	-30.6	H	3.0	28.7	1.0	-58.3	-13.0	-45.3	
<b>High Ch, (1752.5 MHz)</b>									
3.505	-29.3	V	3.0	30.4	1.0	-58.7	-13.0	-45.7	
5.258	-32.0	V	3.0	28.6	1.0	-59.6	-13.0	-46.6	
3.505	-29.3	H	3.0	30.4	1.0	-58.6	-13.0	-45.6	
5.258	-30.3	H	3.0	28.6	1.0	-58.0	-13.0	-45.0	

Rev. 03.03.09  
 Note: No other emissions were detected above the system noise floor.

**UMTS HSDPA BAND 4**

**Compliance Certification Services**  
**Above 1GHz High Frequency Substitution Measurement**

**Company:** Apple Inc.  
**Project #:** 13U14987  
**Date:** 06/20/13  
**Test Engineer:** Roy Zheng  
**Configuration:** EUT Only  
**Mode:** HSDPA, Band 4

Chamber

Pre-amplifier

Filter

Limit

3m Chamber D

T145 8449B

Filter 1

Part 27

f GHz	SG reading (dBm)	Ant. Pol. (H/V)	Distance (m)	Preamp (dB)	Filter (dB)	ERP (dBm)	Limit (dBm)	Delta (dB)	Notes
<b>Low Ch, (1712.4 MHz)</b>									
3.425	-29.6	V	3.0	30.4	1.0	-59.1	-13.0	-46.1	
5.137	-32.2	V	3.0	28.8	1.0	-60.0	-13.0	-47.0	
3.425	-29.5	H	3.0	30.4	1.0	-58.9	-13.0	-45.9	
5.137	-30.1	H	3.0	28.8	1.0	-57.8	-13.0	-44.8	
<b>Mid Ch, (1732.6 MHz)</b>									
3.465	-29.1	V	3.0	30.4	1.0	-58.5	-13.0	-45.5	
5.198	-32.1	V	3.0	28.7	1.0	-59.8	-13.0	-46.8	
3.465	-29.3	H	3.0	30.4	1.0	-58.7	-13.0	-45.7	
5.198	-30.3	H	3.0	28.7	1.0	-58.0	-13.0	-45.0	
<b>High Ch, (1752.5 MHz)</b>									
3.505	-29.6	V	3.0	30.4	1.0	-59.0	-13.0	-46.0	
5.258	-31.8	V	3.0	28.6	1.0	-59.4	-13.0	-46.4	
3.505	-29.3	H	3.0	30.4	1.0	-58.6	-13.0	-45.6	
5.258	-30.4	H	3.0	28.6	1.0	-58.1	-13.0	-45.1	

Rev. 03.03.09  
 Note: No other emissions were detected above the system noise floor.

**UAT (SECONDARY)**

**GPRS (Cellular Band)**

Compliance Certification Services									
Above 1GHz High Frequency Substitution Measurement									
<b>Company:</b>		Apple							
<b>Project #:</b>		13U14987							
<b>Date:</b>		06/05/13							
<b>Test Engineer:</b>		Kiya Kedia							
<b>Configuration:</b>		EUT only							
<b>Mode:</b>		GPRS CELL HARMONICS							
<b>Chamber</b>		<b>Pre-amplifer</b>			<b>Filter</b>		<b>Limit</b>		
3m Chamber F		T145 8449B			Filter 1		Part 22		
f GHz	SG reading (dBm)	Ant. Pol. (H/V)	Distance (m)	Preamp (dB)	Filter (dB)	ERP (dBm)	Limit (dBm)	Delta (dB)	Notes
<b>Low Ch, (824.2MHz)</b>									
1.648	-21.5	V	3.0	32.7	1.0	-53.2	-13.0	-40.2	
2.473	-16.3	V	3.0	31.4	1.0	-46.6	-13.0	-33.6	
1.648	-21.7	H	3.0	32.7	1.0	-53.4	-13.0	-40.4	
2.473	-18.2	H	3.0	31.4	1.0	-48.6	-13.0	-35.6	
<b>Mid Ch, (836.6MHz)</b>									
1.673	-22.7	V	3.0	32.6	1.0	-54.3	-13.0	-41.3	
2.510	-17.6	V	3.0	31.5	1.0	-48.1	-13.0	-35.1	
1.673	-22.7	H	3.0	32.6	1.0	-54.3	-13.0	-41.3	
2.510	-14.2	H	3.0	31.5	1.0	-44.7	-13.0	-31.7	
<b>High Ch, (848.8MHz)</b>									
1.698	-22.2	V	3.0	32.5	1.0	-53.7	-13.0	-40.7	
2.546	-17.6	V	3.0	31.4	1.0	-48.1	-13.0	-35.1	
1.698	-22.4	H	3.0	32.5	1.0	-53.9	-13.0	-40.9	
2.546	-18.5	H	3.0	31.4	1.0	-48.9	-13.0	-35.9	
Rev. 03.03.09									
Note: No other emissions were detected above the system noise floor.									

**EGPRS (Cellular Band)**

Compliance Certification Services Above 1GHz High Frequency Substitution Measurement									
<b>Company:</b>		Apple							
<b>Project #:</b>		13U14987							
<b>Date:</b>		06/05/13							
<b>Test Engineer:</b>		Kiya Kedida							
<b>Configuration:</b>		EUT only							
<b>Mode:</b>		EGPRS CELL Harmonics							
<b>Chamber</b>		<b>Pre-amplifier</b>			<b>Filter</b>		<b>Limit</b>		
3m Chamber F		T145 8449B			Filter 1		Part 22		
f GHz	SG reading (dBm)	Ant. Pol. (H/V)	Distance (m)	Preamp (dB)	Filter (dB)	ERP (dBm)	Limit (dBm)	Delta (dB)	Notes
<b>Low Ch, (824.2MHz)</b>									
1.648	-22.4	V	3.0	32.7	1.0	-54.1	-13.0	-41.1	
2.473	-22.4	V	3.0	31.4	1.0	-52.8	-13.0	-39.8	
1.648	-22.5	H	3.0	32.7	1.0	-54.2	-13.0	-41.2	
2.473	-23.7	H	3.0	31.4	1.0	-54.1	-13.0	-41.1	
<b>Mid Ch, (836.6MHz)</b>									
1.673	-20.2	V	3.0	32.6	1.0	-51.8	-13.0	-38.8	
2.510	-20.2	V	3.0	31.5	1.0	-50.7	-13.0	-37.7	
1.673	-21.9	H	3.0	32.6	1.0	-53.5	-13.0	-40.5	
2.510	-21.4	H	3.0	31.5	1.0	-51.9	-13.0	-38.9	
<b>High Ch, (848.8MHz)</b>									
1.698	-21.7	V	3.0	32.5	1.0	-53.2	-13.0	-40.2	
2.546	-21.3	V	3.0	31.4	1.0	-51.8	-13.0	-38.8	
1.698	-23.9	H	3.0	32.5	1.0	-55.4	-13.0	-42.4	
2.546	-20.7	H	3.0	31.4	1.0	-51.1	-13.0	-38.1	
Rev. 03.03.09									
Note: No other emissions were detected above the system noise floor.									

**UMTS REL 99 (Cellular Band)**

Compliance Certification Services Above 1GHz High Frequency Substitution Measurement									
<b>Company:</b>		Apple							
<b>Project #:</b>		13U14987							
<b>Date:</b>		06/05/13							
<b>Test Engineer:</b>		Kiya Kedida							
<b>Configuration:</b>		EUT only							
<b>Mode:</b>		REL 99 CELL Harmonics							
<b>Chamber</b>		<b>Pre-amplifier</b>			<b>Filter</b>		<b>Limit</b>		
3m Chamber F		T145 8449B			Filter 1		Part 22		
f GHz	SG reading (dBm)	Ant. Pol. (H/V)	Distance (m)	Preamp (dB)	Filter (dB)	ERP (dBm)	Limit (dBm)	Delta (dB)	Notes
<b>Low Ch, (826.4MHz)</b>									
1.653	-26.3	V	3.0	32.7	1.0	-58.0	-13.0	-45.0	
2.479	-25.5	V	3.0	31.4	1.0	-55.9	-13.0	-42.9	
1.653	-29.3	H	3.0	32.7	1.0	-60.9	-13.0	-47.9	
2.479	-27.6	H	3.0	31.4	1.0	-58.0	-13.0	-45.0	
<b>Mid Ch, (836.6MHz)</b>									
1.673	-26.6	V	3.0	32.6	1.0	-58.2	-13.0	-45.2	
2.510	-25.1	V	3.0	31.5	1.0	-55.6	-13.0	-42.6	
1.673	-28.0	H	3.0	32.6	1.0	-59.6	-13.0	-46.6	
2.510	-27.8	H	3.0	31.5	1.0	-58.3	-13.0	-45.3	
<b>High Ch, (846.6MHz)</b>									
1.688	-26.1	V	3.0	32.6	1.0	-57.6	-13.0	-44.6	
2.532	-24.6	V	3.0	31.5	1.0	-55.1	-13.0	-42.1	
1.688	-26.5	H	3.0	32.6	1.0	-58.1	-13.0	-45.1	
2.532	-25.7	H	3.0	31.5	1.0	-56.2	-13.0	-43.2	
Rev. 03.03.09									
Note: No other emissions were detected above the system noise floor.									

**UMTS HSDPA (Cellular Band)**

**Compliance Certification Services**  
**Above 1GHz High Frequency Substitution Measurement**

Company: Apple  
 Project #: 13U14987  
 Date: 06/06/13  
 Test Engineer: T Wang  
 Configuration: EUT only  
 Mode: HSDPA CELL

Chamber

Pre-amplifier

Filter

Limit

3m Chamber F

T145 8449B

Filter 1

Part 22

f GHz	SG reading (dBm)	Ant. Pol. (H/V)	Distance (m)	Preamp (dB)	Filter (dB)	ERP (dBm)	Limit (dBm)	Delta (dB)	Notes
<b>Low Ch, (826.4MHz)</b>									
1.653	-27.5	V	3.0	32.7	1.0	-59.2	-13.0	-46.2	
2.479	-27.0	V	3.0	31.4	1.0	-57.4	-13.0	-44.4	
1.653	-25.2	H	3.0	32.7	1.0	-56.8	-13.0	-43.8	
2.479	-28.6	H	3.0	31.4	1.0	-59.0	-13.0	-46.0	
<b>Mid Ch, (836.6MHz)</b>									
1.673	-27.1	V	3.0	32.6	1.0	-58.7	-13.0	-45.7	
2.510	-26.6	V	3.0	31.5	1.0	-57.1	-13.0	-44.1	
1.673	-26.2	H	3.0	32.6	1.0	-57.8	-13.0	-44.8	
2.510	-28.6	H	3.0	31.5	1.0	-59.1	-13.0	-46.1	
<b>High Ch, (846.6MHz)</b>									
1.688	-26.6	V	3.0	32.6	1.0	-58.1	-13.0	-45.1	
2.532	-26.8	V	3.0	31.5	1.0	-57.3	-13.0	-44.3	
1.688	-24.9	H	3.0	32.6	1.0	-56.5	-13.0	-43.5	
2.532	-28.6	H	3.0	31.5	1.0	-59.1	-13.0	-46.1	

**GPRS (PCS Band)**

Compliance Certification Services Above 1GHz High Frequency Substitution Measurement									
<b>Company:</b>		Apple							
<b>Project #:</b>		13U14987							
<b>Date:</b>		06/05/13							
<b>Test Engineer:</b>		Kiya Kedida							
<b>Configuration:</b>		EUT only							
<b>Mode:</b>		GPRS PCS							
<b>Chamber</b>		<b>Pre-amplifier</b>			<b>Filter</b>		<b>Limit</b>		
3m Chamber F		T145 8449B			Filter 1		Part 24		
f GHz	SG reading (dBm)	Ant. Pol. (H/V)	Distance (m)	Preamp (dB)	Filter (dB)	ERP (dBm)	Limit (dBm)	Delta (dB)	Notes
<b>Low Ch, (1850.2 MHz)</b>									
3.700	-27.0	V	3.0	30.2	1.0	-56.2	-13.0	-43.2	
7.401	-29.0	V	3.0	26.5	1.0	-54.5	-13.0	-41.5	
3.700	-27.1	H	3.0	30.2	1.0	-56.3	-13.0	-43.3	
7.401	-28.3	H	3.0	26.5	1.0	-53.8	-13.0	-40.8	
<b>Mid Ch, (1880 MHz)</b>									
3.760	-26.9	V	3.0	30.1	1.0	-56.1	-13.0	-43.1	
7.520	-27.6	V	3.0	26.3	1.0	-52.9	-13.0	-39.9	
3.760	-27.1	H	3.0	30.1	1.0	-56.2	-13.0	-43.2	
7.520	-27.4	H	3.0	26.3	1.0	-52.7	-13.0	-39.7	
<b>High Ch, (1909.8 MHz)</b>									
3.819	-25.6	V	3.0	30.1	1.0	-54.7	-13.0	-41.7	
7.639	-28.8	V	3.0	26.2	1.0	-53.9	-13.0	-40.9	
3.819	-26.1	H	3.0	30.1	1.0	-55.2	-13.0	-42.2	
7.639	-24.0	H	3.0	26.2	1.0	-49.2	-13.0	-36.2	
Rev. 03.03.09									
Note: No other emissions were detected above the system noise floor.									



**EGPRS (PCS Band)**

Compliance Certification Services Above 1GHz High Frequency Substitution Measurement									
<b>Company:</b>		Apple							
<b>Project #:</b>		13U14987							
<b>Date:</b>		06/05/13							
<b>Test Engineer:</b>		Kiya Kedia							
<b>Configuration:</b>		EUT only							
<b>Mode:</b>		EGPRS PCS							
<b>Chamber</b>		<b>Pre-amplifier</b>			<b>Filter</b>		<b>Limit</b>		
3m Chamber F		T145 8449B			Filter 1		Part 24		
f GHz	SG reading (dBm)	Ant. Pol. (H/V)	Distance (m)	Preamp (dB)	Filter (dB)	ERP (dBm)	Limit (dBm)	Delta (dB)	Notes
<b>Low Ch, (1850.2 MHz)</b>									
3.700	-27.1	V	3.0	30.2	1.0	-56.3	-13.0	-43.3	
7.401	-29.1	V	3.0	26.5	1.0	-54.6	-13.0	-41.6	
3.700	-27.8	H	3.0	30.2	1.0	-57.0	-13.0	-44.0	
7.401	-27.9	H	3.0	26.5	1.0	-53.4	-13.0	-40.4	
<b>Mid Ch, (1880 MHz)</b>									
3.760	-26.9	V	3.0	30.1	1.0	-56.1	-13.0	-43.1	
7.520	-28.6	V	3.0	26.3	1.0	-53.9	-13.0	-40.9	
3.760	-27.0	H	3.0	30.1	1.0	-56.1	-13.0	-43.1	
7.520	-28.4	H	3.0	26.3	1.0	-53.7	-13.0	-40.7	
<b>High Ch, (1909.8 MHz)</b>									
3.819	-26.5	V	3.0	30.1	1.0	-55.6	-13.0	-42.6	
7.639	-28.7	V	3.0	26.2	1.0	-53.8	-13.0	-40.8	
3.819	-27.1	H	3.0	30.1	1.0	-56.2	-13.0	-43.2	
7.639	-27.4	H	3.0	26.2	1.0	-52.6	-13.0	-39.6	
Rev. 03.03.09									
Note: No other emissions were detected above the system noise floor.									

**UMTS REL99 BAND 4**

Compliance Certification Services Above 1GHz High Frequency Substitution Measurement									
<b>Company:</b>		Apple Inc.							
<b>Project #:</b>		13U14987							
<b>Date:</b>		06/25/13							
<b>Test Engineer:</b>		Roy Zheng							
<b>Configuration:</b>		EUT Only							
<b>Mode:</b>		REL 99, Band 4							
<b>Chamber</b>		<b>Pre-amplifier</b>			<b>Filter</b>		<b>Limit</b>		
3m Chamber F		T145 8449B			Filter 1		Part 27		
f GHz	SG reading (dBm)	Ant. Pol. (H/V)	Distance (m)	Preamp (dB)	Filter (dB)	ERP (dBm)	Limit (dBm)	Delta (dB)	Notes
<b>Low Ch, (1712.4 MHz)</b>									
3.425	-28.6	V	3.0	30.4	1.0	-58.1	-13.0	-45.1	
5.137	-31.7	V	3.0	28.8	1.0	-59.5	-13.0	-46.5	
3.425	-29.5	H	3.0	30.4	1.0	-58.9	-13.0	-45.9	
5.137	-29.3	H	3.0	28.8	1.0	-57.0	-13.0	-44.0	
<b>Mid Ch, (1732.4 MHz)</b>									
3.465	-29.4	V	3.0	30.4	1.0	-58.8	-13.0	-45.8	
5.198	-31.7	V	3.0	28.7	1.0	-59.4	-13.0	-46.4	
3.465	-29.8	H	3.0	30.4	1.0	-59.2	-13.0	-46.2	
5.198	-30.3	H	3.0	28.7	1.0	-58.0	-13.0	-45.0	
<b>High Ch, (1752.5 MHz)</b>									
3.505	-29.2	V	3.0	30.4	1.0	-58.6	-13.0	-45.6	
5.258	-31.8	V	3.0	28.6	1.0	-59.4	-13.0	-46.4	
3.505	-29.4	H	3.0	30.4	1.0	-58.7	-13.0	-45.7	
5.258	-30.4	H	3.0	28.6	1.0	-58.1	-13.0	-45.1	
Rev. 03.03.09									
Note: No other emissions were detected above the system noise floor.									

**UMTS HSDPA BAND 4**

Compliance Certification Services Above 1GHz High Frequency Substitution Measurement									
<b>Company:</b>		Apple Inc.							
<b>Project #:</b>		13U14987							
<b>Date:</b>		06/20/13							
<b>Test Engineer:</b>		Roy Zheng							
<b>Configuration:</b>		EUT Only							
<b>Mode:</b>		HSDPA, Band 4							
<b>Chamber</b>		<b>Pre-amplifier</b>			<b>Filter</b>		<b>Limit</b>		
3m Chamber D		T145 8449B			Filter 1		Part 27		
f GHz	SG reading (dBm)	Ant. Pol. (H/V)	Distance (m)	Preamp (dB)	Filter (dB)	ERP (dBm)	Limit (dBm)	Delta (dB)	Notes
<b>Low Ch, (1712.4 MHz)</b>									
3.425	-29.5	V	3.0	30.4	1.0	-59.0	-13.0	-46.0	
5.137	-32.1	V	3.0	28.8	1.0	-59.9	-13.0	-46.9	
3.425	-29.1	H	3.0	30.4	1.0	-58.5	-13.0	-45.5	
5.137	-30.0	H	3.0	28.8	1.0	-57.7	-13.0	-44.7	
<b>Mid Ch, (1732.6 MHz)</b>									
3.465	-29.3	V	3.0	30.4	1.0	-58.7	-13.0	-45.7	
5.198	-32.3	V	3.0	28.7	1.0	-60.0	-13.0	-47.0	
3.465	-28.6	H	3.0	30.4	1.0	-58.0	-13.0	-45.0	
5.198	-30.0	H	3.0	28.7	1.0	-57.7	-13.0	-44.7	
<b>High Ch, (1752.5 MHz)</b>									
3.505	-29.2	V	3.0	30.4	1.0	-58.6	-13.0	-45.6	
5.258	-32.1	V	3.0	28.6	1.0	-59.7	-13.0	-46.7	
3.505	-29.6	H	3.0	30.4	1.0	-58.9	-13.0	-45.9	
5.258	-30.7	H	3.0	28.6	1.0	-58.4	-13.0	-45.4	
Rev. 03.03.09									
Note: No other emissions were detected above the system noise floor.									

**UMTS REL 99 (PCS Band)**

Compliance Certification Services Above 1GHz High Frequency Substitution Measurement									
<b>Company:</b>		Apple							
<b>Project #:</b>		13U14987							
<b>Date:</b>		06/05/13							
<b>Test Engineer:</b>		Kiya Kedia							
<b>Configuration:</b>		EUT only							
<b>Mode:</b>		REL 99 PCS							
<b>Chamber</b>		<b>Pre-amplifier</b>			<b>Filter</b>		<b>Limit</b>		
3m Chamber F		T145 8449B			Filter 1		Part 24		
f GHz	SG reading (dBm)	Ant. Pol. (H/V)	Distance (m)	Preamp (dB)	Filter (dB)	ERP (dBm)	Limit (dBm)	Delta (dB)	Notes
<b>Low Ch, (1852.4 MHz)</b>									
3.705	-26.7	V	3.0	30.2	1.0	-55.9	-13.0	-42.9	
7.410	-28.3	V	3.0	26.5	1.0	-53.7	-13.0	-40.7	
3.705	-26.2	H	3.0	30.2	1.0	-55.4	-13.0	-42.4	
7.410	-26.7	H	3.0	26.5	1.0	-52.2	-13.0	-39.2	
<b>Mid Ch, (1880 MHz)</b>									
3.760	-26.6	V	3.0	30.1	1.0	-55.8	-13.0	-42.8	
7.520	-28.7	V	3.0	26.3	1.0	-54.0	-13.0	-41.0	
3.760	-25.7	H	3.0	30.1	1.0	-54.8	-13.0	-41.8	
7.520	-27.6	H	3.0	26.3	1.0	-52.9	-13.0	-39.9	
<b>High Ch, (1907.6 MHz)</b>									
3.815	-26.6	V	3.0	30.1	1.0	-55.7	-13.0	-42.7	
7.630	-28.5	V	3.0	26.2	1.0	-53.7	-13.0	-40.7	
3.815	-27.5	H	3.0	30.1	1.0	-56.6	-13.0	-43.6	
7.630	-26.8	H	3.0	26.2	1.0	-52.0	-13.0	-39.0	
Rev. 03.03.09									
Note: No other emissions were detected above the system noise floor.									

**UMTS HSDPA (PCS Band)**

Compliance Certification Services Above 1GHz High Frequency Substitution Measurement									
<b>Company:</b>		Apple							
<b>Project #:</b>		13U14987							
<b>Date:</b>		06/062013							
<b>Test Engineer:</b>		T Wang							
<b>Configuration:</b>		EUT only							
<b>Mode:</b>		HSDPA PCS							
<b>Chamber</b>		<b>Pre-amplifier</b>			<b>Filter</b>		<b>Limit</b>		
3m Chamber F		T145 8449B			Filter 1		Part 24		
f GHz	SG reading (dBm)	Ant. Pol. (H/V)	Distance (m)	Preamp (dB)	Filter (dB)	ERP (dBm)	Limit (dBm)	Delta (dB)	Notes
<b>Low Ch, (1852.4 MHz)</b>									
3.705	-26.1	V	3.0	30.2	1.0	-55.3	-13.0	-42.3	
7.410	-28.1	V	3.0	26.5	1.0	-53.5	-13.0	-40.5	
3.705	-26.8	H	3.0	30.2	1.0	-56.0	-13.0	-43.0	
7.410	-27.0	H	3.0	26.5	1.0	-52.5	-13.0	-39.5	
<b>Mid Ch, (1880 MHz)</b>									
3.760	-26.6	V	3.0	30.1	1.0	-55.8	-13.0	-42.8	
7.520	-27.9	V	3.0	26.3	1.0	-53.2	-13.0	-40.2	
3.760	-26.8	H	3.0	30.1	1.0	-55.9	-13.0	-42.9	
7.520	-27.0	H	3.0	26.3	1.0	-52.3	-13.0	-39.3	
<b>High Ch, (1907.6 MHz)</b>									
3.815	-26.7	V	3.0	30.1	1.0	-55.8	-13.0	-42.8	
7.630	-27.9	V	3.0	26.2	1.0	-53.1	-13.0	-40.1	
3.815	-26.7	H	3.0	30.1	1.0	-55.8	-13.0	-42.8	
7.630	-26.8	H	3.0	26.2	1.0	-52.0	-13.0	-39.0	
Rev. 03.03.09									
Note: No other emissions were detected above the system noise floor.									

**LAT / PRIMARY**

**CDMA2000 1xRTT, BC0**

Compliance Certification Services Above 1GHz High Frequency Substitution Measurement									
<b>Company:</b>		Apple							
<b>Project #:</b>		13U14987							
<b>Date:</b>		06/06/13							
<b>Test Engineer:</b>		Kiya Kedida							
<b>Configuration:</b>		EUT only							
<b>Mode:</b>		BC0 1xRTT							
<b>Chamber</b>		<b>Pre-amplifier</b>			<b>Filter</b>		<b>Limit</b>		
3m Chamber F		T145 8449B			Filter 1		Part 22		
f GHz	SG reading (dBm)	Ant. Pol. (H/V)	Distance (m)	Preamp (dB)	Filter (dB)	ERP (dBm)	Limit (dBm)	Delta (dB)	Notes
<b>Low Ch, (824.7MHz)</b>									
1.649	-25.7	V	3.0	32.7	1.0	-57.4	-13.0	-44.4	
2.474	-25.8	V	3.0	31.4	1.0	-56.2	-13.0	-43.2	
1.649	-26.3	H	3.0	32.7	1.0	-58.0	-13.0	-45.0	
2.474	-27.2	H	3.0	31.4	1.0	-57.6	-13.0	-44.6	
<b>Mid Ch, (836.52MHz)</b>									
1.673	-25.5	V	3.0	32.6	1.0	-57.1	-13.0	-44.1	
2.510	-24.7	V	3.0	31.5	1.0	-55.2	-13.0	-42.2	
1.673	-25.2	H	3.0	32.6	1.0	-56.8	-13.0	-43.8	
2.510	-26.6	H	3.0	31.5	1.0	-57.1	-13.0	-44.1	
<b>High Ch, (848.31MHz)</b>									
1.697	-24.4	V	3.0	32.6	1.0	-55.9	-13.0	-42.9	
2.545	-25.9	V	3.0	31.4	1.0	-56.4	-13.0	-43.4	
1.697	-25.1	H	3.0	32.6	1.0	-56.6	-13.0	-43.6	
2.545	-29.2	H	3.0	31.4	1.0	-59.6	-13.0	-46.6	
Rev. 03.03.09									
Note: No other emissions were detected above the system noise floor.									

**CDMA2000, EVDO A, BC0**

Compliance Certification Services Above 1GHz High Frequency Substitution Measurement									
<b>Company:</b>		Apple							
<b>Project #:</b>		13U14987							
<b>Date:</b>		06/05/13							
<b>Test Engineer:</b>		Kiya Kedida							
<b>Configuration:</b>		EUT only							
<b>Mode:</b>		BC 0 EVDO Rev A							
<b>Chamber</b>		<b>Pre-amplifer</b>			<b>Filter</b>		<b>Limit</b>		
3m Chamber F		T145 8449B			Filter 1		Part 22		
f GHz	SG reading (dBm)	Ant. Pol. (H/V)	Distance (m)	Preamp (dB)	Filter (dB)	ERP (dBm)	Limit (dBm)	Delta (dB)	Notes
<b>Low Ch, (824.7MHz)</b>									
1.649	-27.2	V	3.0	32.7	1.0	-58.9	-13.0	-45.9	
2.474	-24.1	V	3.0	31.4	1.0	-54.5	-13.0	-41.5	
1.649	-27.2	H	3.0	32.7	1.0	-58.9	-13.0	-45.9	
2.474	-26.6	H	3.0	31.4	1.0	-57.0	-13.0	-44.0	
<b>Mid Ch, (836.52MHz)</b>									
1.673	-25.8	V	3.0	32.6	1.0	-57.4	-13.0	-44.4	
2.510	-25.0	V	3.0	31.5	1.0	-55.5	-13.0	-42.5	
1.673	-29.3	H	3.0	32.6	1.0	-60.9	-13.0	-47.9	
2.510	-25.4	H	3.0	31.5	1.0	-55.9	-13.0	-42.9	
<b>High Ch, (848.31MHz)</b>									
1.697	-27.1	V	3.0	32.6	1.0	-58.6	-13.0	-45.6	
2.545	-24.0	V	3.0	31.4	1.0	-54.5	-13.0	-41.5	
1.697	-29.6	H	3.0	32.6	1.0	-61.1	-13.0	-48.1	
2.545	-25.7	H	3.0	31.4	1.0	-56.1	-13.0	-43.1	
Rev. 03.03.09									
Note: No other emissions were detected above the system noise floor.									

**CDMA2000 1xRTT, BC1**

Compliance Certification Services									
Above 1GHz High Frequency Substitution Measurement									
<b>Company:</b>		Apple							
<b>Project #:</b>		13U14987							
<b>Date:</b>		06/06/13							
<b>Test Engineer:</b>		Kiya Kedida							
<b>Configuration:</b>		EUT only							
<b>Mode:</b>		BC1 1xRTT							
<b>Chamber</b>		<b>Pre-amplifier</b>			<b>Filter</b>		<b>Limit</b>		
3m Chamber F		T145 8449B			Filter 1		Part 24		
f GHz	SG reading (dBm)	Ant. Pol. (H/V)	Distance (m)	Preamp (dB)	Filter (dB)	ERP (dBm)	Limit (dBm)	Delta (dB)	Notes
<b>Low Ch, (1851.25MHz)</b>									
3.703	-27.3	V	3.0	30.2	1.0	-56.5	-13.0	-43.5	
5.554	-33.3	V	3.0	28.4	1.0	-60.7	-13.0	-47.7	
3.703	-28.6	H	3.0	30.2	1.0	-57.7	-13.0	-44.7	
5.554	-30.1	H	3.0	28.4	1.0	-57.5	-13.0	-44.5	
<b>Mid Ch, (1880MHz)</b>									
3.760	-26.9	V	3.0	30.1	1.0	-56.0	-13.0	-43.0	
5.640	-32.0	V	3.0	28.3	1.0	-59.3	-13.0	-46.3	
3.760	-28.8	H	3.0	30.1	1.0	-57.9	-13.0	-44.9	
5.640	-31.2	H	3.0	28.3	1.0	-58.5	-13.0	-45.5	
<b>High Ch, (1908.75MHz)</b>									
3.818	-28.5	V	3.0	30.1	1.0	-57.6	-13.0	-44.6	
5.726	-33.0	V	3.0	28.2	1.0	-60.2	-13.0	-47.2	
3.818	-29.3	H	3.0	30.1	1.0	-58.4	-13.0	-45.4	
5.726	-32.0	H	3.0	28.2	1.0	-59.2	-13.0	-46.2	
Rev. 03.03.09									
Note: No other emissions were detected above the system noise floor.									



**CDMA2000 EVDO REV A, BC1**

Compliance Certification Services Above 1GHz High Frequency Substitution Measurement									
<b>Company:</b>		Apple							
<b>Project #:</b>		13U14987							
<b>Date:</b>		06/06/13							
<b>Test Engineer:</b>		Kiya Kedida							
<b>Configuration:</b>		EUT only							
<b>Mode:</b>		BC1 EVDO Rev A							
<b>Chamber</b>		<b>Pre-amplifier</b>			<b>Filter</b>		<b>Limit</b>		
3m Chamber F		T145 8449B			Filter 1		Part 24		
f GHz	SG reading (dBm)	Ant. Pol. (H/V)	Distance (m)	Preamp (dB)	Filter (dB)	ERP (dBm)	Limit (dBm)	Delta (dB)	Notes
<b>Low Ch, (1851.25MHz)</b>									
3.703	-29.7	V	3.0	30.2	1.0	-58.9	-13.0	-45.9	
5.554	-33.1	V	3.0	28.4	1.0	-60.5	-13.0	-47.5	
3.703	-29.6	H	3.0	30.2	1.0	-58.7	-13.0	-45.7	
5.554	-32.3	H	3.0	28.4	1.0	-59.7	-13.0	-46.7	
<b>Mid Ch, (1880MHz)</b>									
3.760	-29.6	V	3.0	30.1	1.0	-58.7	-13.0	-45.7	
5.640	-33.6	V	3.0	28.3	1.0	-60.9	-13.0	-47.9	
3.760	-29.8	H	3.0	30.1	1.0	-58.9	-13.0	-45.9	
5.640	-32.0	H	3.0	28.3	1.0	-59.3	-13.0	-46.3	
<b>High Ch, (1908.75MHz)</b>									
3.818	-29.0	V	3.0	30.1	1.0	-58.1	-13.0	-45.1	
5.726	-33.4	V	3.0	28.2	1.0	-60.6	-13.0	-47.6	
3.818	-29.6	H	3.0	30.1	1.0	-58.7	-13.0	-45.7	
5.726	-32.7	H	3.0	28.2	1.0	-59.9	-13.0	-46.9	
Rev. 03.03.09									
Note: No other emissions were detected above the system noise floor.									

**CDMA2000 1xRTT, BC10**

Compliance Certification Services Above 1GHz High Frequency Substitution Measurement									
<b>Company:</b>		Apple							
<b>Project #:</b>		13U14987							
<b>Date:</b>		06/06/13							
<b>Test Engineer:</b>		Kiya Kedida							
<b>Configuration:</b>		EUT only							
<b>Mode:</b>		BC 10 1xRTT							
<b>Chamber</b>		<b>Pre-amplifier</b>			<b>Filter</b>		<b>Limit</b>		
3m Chamber F		T145 8449B			Filter 1		Part 90		
f GHz	SG reading (dBm)	Ant. Pol. (H/V)	Distance (m)	Preamp (dB)	Filter (dB)	ERP (dBm)	Limit (dBm)	Delta (dB)	Notes
<b>Low Ch, (817.9MHz)</b>									
1.636	-26.6	V	3.0	32.7	1.0	-58.3	-13.0	-45.3	
2.454	-26.4	V	3.0	31.3	1.0	-56.7	-13.0	-43.7	
1.636	-26.9	H	3.0	32.7	1.0	-58.6	-13.0	-45.6	
2.454	-28.4	H	3.0	31.3	1.0	-58.6	-13.0	-45.6	
<b>Mid Ch, (819.15MHz)</b>									
1.638	-25.6	V	3.0	32.7	1.0	-57.3	-13.0	-44.3	
2.457	-27.7	V	3.0	31.3	1.0	-58.0	-13.0	-45.0	
1.638	-27.0	H	3.0	32.7	1.0	-58.7	-13.0	-45.7	
2.457	-28.9	H	3.0	31.3	1.0	-59.2	-13.0	-46.2	
<b>High Ch, (823.1MHz)</b>									
1.646	-26.1	V	3.0	32.7	1.0	-57.8	-13.0	-44.8	
2.469	-26.7	V	3.0	31.3	1.0	-57.0	-13.0	-44.0	
1.646	-26.7	H	3.0	32.7	1.0	-58.4	-13.0	-45.4	
2.469	-29.6	H	3.0	31.3	1.0	-59.9	-13.0	-46.9	
Rev. 03.03.09									
Note: No other emissions were detected above the system noise floor.									

**CDMA2000 EVDO A, BC10**

Compliance Certification Services Above 1GHz High Frequency Substitution Measurement									
<b>Company:</b>		Apple							
<b>Project #:</b>		13U14987							
<b>Date:</b>		06/06/13							
<b>Test Engineer:</b>		Kiya Kedida							
<b>Configuration:</b>		EUT only							
<b>Mode:</b>		BC 10 EVDO Rev A							
<b>Chamber</b>		<b>Pre-amplifier</b>			<b>Filter</b>		<b>Limit</b>		
3m Chamber F		T145 8449B			Filter 1		Part 90		
f GHz	SG reading (dBm)	Ant. Pol. (H/V)	Distance (m)	Preamp (dB)	Filter (dB)	ERP (dBm)	Limit (dBm)	Delta (dB)	Notes
<b>Low Ch, (817.9MHz)</b>									
1.636	-26.6	V	3.0	32.7	1.0	-58.3	-13.0	-45.3	
2.454	-26.0	V	3.0	31.3	1.0	-56.3	-13.0	-43.3	
1.636	-26.5	H	3.0	32.7	1.0	-58.2	-13.0	-45.2	
2.454	-28.0	H	3.0	31.3	1.0	-58.2	-13.0	-45.2	
<b>Mid Ch, (819.15MHz)</b>									
1.638	-25.2	V	3.0	32.7	1.0	-56.9	-13.0	-43.9	
2.457	-27.7	V	3.0	31.3	1.0	-58.0	-13.0	-45.0	
1.638	-27.9	H	3.0	32.7	1.0	-59.6	-13.0	-46.6	
2.457	-27.4	H	3.0	31.3	1.0	-57.7	-13.0	-44.7	
<b>High Ch, (823.1MHz)</b>									
1.646	-24.8	V	3.0	32.7	1.0	-56.5	-13.0	-43.5	
2.469	-27.9	V	3.0	31.3	1.0	-58.2	-13.0	-45.2	
1.646	-27.4	H	3.0	32.7	1.0	-59.1	-13.0	-46.1	
2.469	-28.6	H	3.0	31.3	1.0	-58.9	-13.0	-45.9	
Rev. 03.03.09									
Note: No other emissions were detected above the system noise floor.									

**CDMA2000 1xRTT, BC15**

Compliance Certification Services									
Above 1GHz High Frequency Substitution Measurement									
<b>Company:</b>		Apple							
<b>Project #:</b>		13U14987							
<b>Date:</b>		06/06/13							
<b>Test Engineer:</b>		Kiya Kedida							
<b>Configuration:</b>		EUT only							
<b>Mode:</b>		BC 15 1xRTT							
<b>Chamber</b>		<b>Pre-amplifier</b>			<b>Filter</b>		<b>Limit</b>		
3m Chamber F		T145 8449B			Filter 1		Part 27		
f GHz	SG reading (dBm)	Ant. Pol. (H/V)	Distance (m)	Preamp (dB)	Filter (dB)	ERP (dBm)	Limit (dBm)	Delta (dB)	Notes
<b>Low Ch, (1711.25MHz)</b>									
3.423	-28.7	V	3.0	30.4	1.0	-58.1	-13.0	-45.1	
5.134	-33.5	V	3.0	28.8	1.0	-61.3	-13.0	-48.3	
3.423	-30.2	H	3.0	30.4	1.0	-59.7	-13.0	-46.7	
5.134	-31.5	H	3.0	28.8	1.0	-59.3	-13.0	-46.3	
<b>Mid Ch, (1732.5MHz)</b>									
3.465	-29.1	V	3.0	30.4	1.0	-58.5	-13.0	-45.5	
5.198	-32.3	V	3.0	28.7	1.0	-60.0	-13.0	-47.0	
3.465	-28.2	H	3.0	30.4	1.0	-57.6	-13.0	-44.6	
5.198	-31.3	H	3.0	28.7	1.0	-59.0	-13.0	-46.0	
<b>High Ch, (1753.75MHz)</b>									
3.508	-29.8	V	3.0	30.4	1.0	-59.2	-13.0	-46.2	
5.261	-33.6	V	3.0	28.6	1.0	-61.2	-13.0	-48.2	
3.508	-28.5	H	3.0	30.4	1.0	-57.9	-13.0	-44.9	
5.261	-31.8	H	3.0	28.6	1.0	-59.5	-13.0	-46.5	
Rev. 03.03.09									
Note: No other emissions were detected above the system noise floor.									

**CDMA2000, EVDO A, BC15**

Compliance Certification Services Above 1GHz High Frequency Substitution Measurement									
<b>Company:</b>		Apple							
<b>Project #:</b>		13U14987							
<b>Date:</b>		06/05/13							
<b>Test Engineer:</b>		Kiya Kedida							
<b>Configuration:</b>		EUT only							
<b>Mode:</b>		BC 15 EVDO Rev A							
<b>Chamber</b>		<b>Pre-amplifier</b>			<b>Filter</b>		<b>Limit</b>		
3m Chamber F		T145 8449B			Filter 1		Part 27		
f GHz	SG reading (dBm)	Ant. Pol. (H/V)	Distance (m)	Preamp (dB)	Filter (dB)	ERP (dBm)	Limit (dBm)	Delta (dB)	Notes
<b>Low Ch, (1711.25MHz)</b>									
3.423	-30.4	V	3.0	30.4	1.0	-59.8	-13.0	-46.8	
5.134	-33.5	V	3.0	28.8	1.0	-61.3	-13.0	-48.3	
3.423	-31.7	H	3.0	30.4	1.0	-61.2	-13.0	-48.2	
5.134	-31.4	H	3.0	28.8	1.0	-59.2	-13.0	-46.2	
<b>Mid Ch, (1732.5MHz)</b>									
3.465	-30.5	V	3.0	30.4	1.0	-59.9	-13.0	-46.9	
5.198	-34.4	V	3.0	28.7	1.0	-62.1	-13.0	-49.1	
3.465	-31.1	H	3.0	30.4	1.0	-60.5	-13.0	-47.5	
5.198	-33.0	H	3.0	28.7	1.0	-60.7	-13.0	-47.7	
<b>High Ch, (1753.75MHz)</b>									
3.508	-30.7	V	3.0	30.4	1.0	-60.1	-13.0	-47.1	
5.261	-34.6	V	3.0	28.6	1.0	-62.2	-13.0	-49.2	
3.508	-30.8	H	3.0	30.4	1.0	-60.2	-13.0	-47.2	
5.261	-33.4	H	3.0	28.6	1.0	-61.1	-13.0	-48.1	
Rev. 03.03.09									
Note: No other emissions were detected above the system noise floor.									

**UAT (SECONDARY)**

**CDMA2000 1xRTT, BC0**

Compliance Certification Services Above 1GHz High Frequency Substitution Measurement									
<b>Company:</b>		Apple							
<b>Project #:</b>		13U14987							
<b>Date:</b>		06/06/13							
<b>Test Engineer:</b>		Kiya Kedida							
<b>Configuration:</b>		EUT only							
<b>Mode:</b>		BC0 1xRTT							
<b>Chamber</b>		<b>Pre-amplifier</b>			<b>Filter</b>		<b>Limit</b>		
3m Chamber F		T145 8449B			Filter 1		Part 22		
f GHz	SG reading (dBm)	Ant. Pol. (H/V)	Distance (m)	Preamp (dB)	Filter (dB)	ERP (dBm)	Limit (dBm)	Delta (dB)	Notes
<b>Low Ch, (824.7MHz)</b>									
1.649	-26.3	V	3.0	32.7	1.0	-58.0	-13.0	-45.0	
2.474	-27.7	V	3.0	31.4	1.0	-58.1	-13.0	-45.1	
1.649	-28.2	H	3.0	32.7	1.0	-59.9	-13.0	-46.9	
2.474	-27.8	H	3.0	31.4	1.0	-58.2	-13.0	-45.2	
<b>Mid Ch, (836.52MHz)</b>									
1.673	-24.7	V	3.0	32.6	1.0	-56.3	-13.0	-43.3	
2.510	-25.7	V	3.0	31.5	1.0	-56.2	-13.0	-43.2	
1.673	-27.6	H	3.0	32.6	1.0	-59.2	-13.0	-46.2	
2.510	-27.0	H	3.0	31.5	1.0	-57.5	-13.0	-44.5	
<b>High Ch, (848.31MHz)</b>									
1.697	-22.9	V	3.0	32.6	1.0	-54.4	-13.0	-41.4	
2.545	-26.3	V	3.0	31.4	1.0	-56.8	-13.0	-43.8	
1.697	-26.4	H	3.0	32.6	1.0	-57.9	-13.0	-44.9	
2.545	-29.4	H	3.0	31.4	1.0	-59.8	-13.0	-46.8	
Rev. 03.03.09									
Note: No other emissions were detected above the system noise floor.									

**CDMA2000, EVDO A, BC0**

Compliance Certification Services Above 1GHz High Frequency Substitution Measurement									
<b>Company:</b>		Apple							
<b>Project #:</b>		13U14987							
<b>Date:</b>		06/06/13							
<b>Test Engineer:</b>		Kiya Kedida							
<b>Configuration:</b>		EUT only							
<b>Mode:</b>		BC0 EVDO Rev A							
<b>Chamber</b>		<b>Pre-amplifier</b>			<b>Filter</b>		<b>Limit</b>		
3m Chamber F		T145 8449B			Filter 1		Part 22		
f GHz	SG reading (dBm)	Ant. Pol. (H/V)	Distance (m)	Preamp (dB)	Filter (dB)	ERP (dBm)	Limit (dBm)	Delta (dB)	Notes
<b>Low Ch, (824.7MHz)</b>									
1.649	-25.4	V	3.0	32.7	1.0	-57.1	-13.0	-44.1	
2.474	-27.1	V	3.0	31.4	1.0	-57.5	-13.0	-44.5	
1.649	-27.9	H	3.0	32.7	1.0	-59.6	-13.0	-46.6	
2.474	-27.4	H	3.0	31.4	1.0	-57.8	-13.0	-44.8	
<b>Mid Ch, (836.52MHz)</b>									
1.673	-23.3	V	3.0	32.6	1.0	-54.9	-13.0	-41.9	
2.510	-26.1	V	3.0	31.5	1.0	-56.6	-13.0	-43.6	
1.673	-26.1	H	3.0	32.6	1.0	-57.7	-13.0	-44.7	
2.510	-25.0	H	3.0	31.5	1.0	-55.5	-13.0	-42.5	
<b>High Ch, (848.31MHz)</b>									
1.697	-24.7	V	3.0	32.6	1.0	-56.2	-13.0	-43.2	
2.545	-23.5	V	3.0	31.4	1.0	-54.0	-13.0	-41.0	
1.697	-29.3	H	3.0	32.6	1.0	-60.8	-13.0	-47.8	
2.545	-23.3	H	3.0	31.4	1.0	-53.7	-13.0	-40.7	
Rev. 03.03.09									
Note: No other emissions were detected above the system noise floor.									

**CDMA2000 1xRTT, BC1**

Compliance Certification Services Above 1GHz High Frequency Substitution Measurement									
<b>Company:</b>		Apple							
<b>Project #:</b>		13U14987							
<b>Date:</b>		06/06/13							
<b>Test Engineer:</b>		Kiya Kedida							
<b>Configuration:</b>		EUT only							
<b>Mode:</b>		BC 1 1xRTT							
<b>Chamber</b>		<b>Pre-amplifier</b>			<b>Filter</b>		<b>Limit</b>		
3m Chamber F		T145 8449B			Filter 1		Part 24		
f GHz	SG reading (dBm)	Ant. Pol. (H/V)	Distance (m)	Preamp (dB)	Filter (dB)	ERP (dBm)	Limit (dBm)	Delta (dB)	Notes
<b>Low Ch, (1851.25MHz)</b>									
3.703	-29.0	V	3.0	30.2	1.0	-58.2	-13.0	-45.2	
5.554	-32.8	V	3.0	28.4	1.0	-60.2	-13.0	-47.2	
3.703	-25.3	H	3.0	30.2	1.0	-54.4	-13.0	-41.4	
5.554	-31.8	H	3.0	28.4	1.0	-59.2	-13.0	-46.2	
<b>Mid Ch, (1880MHz)</b>									
3.760	-27.5	V	3.0	30.1	1.0	-56.6	-13.0	-43.6	
5.640	-32.5	V	3.0	28.3	1.0	-59.8	-13.0	-46.8	
3.760	-27.6	H	3.0	30.1	1.0	-56.7	-13.0	-43.7	
5.640	-30.4	H	3.0	28.3	1.0	-57.7	-13.0	-44.7	
<b>High Ch, (1908.75MHz)</b>									
3.818	-26.7	V	3.0	30.1	1.0	-55.8	-13.0	-42.8	
5.726	-30.8	V	3.0	28.2	1.0	-58.0	-13.0	-45.0	
3.818	-27.6	H	3.0	30.1	1.0	-56.7	-13.0	-43.7	
5.726	-30.7	H	3.0	28.2	1.0	-57.9	-13.0	-44.9	
Rev. 03.03.09									
Note: No other emissions were detected above the system noise floor.									



**CDMA2000 EVDO REV A, BC1**

Compliance Certification Services									
Above 1GHz High Frequency Substitution Measurement									
<b>Company:</b>		Apple							
<b>Project #:</b>		13U14987							
<b>Date:</b>		06/05/13							
<b>Test Engineer:</b>		Kiya Kedida							
<b>Configuration:</b>		EUT only							
<b>Mode:</b>		BC1 EVDO Rev A							
<b>Chamber</b>		<b>Pre-amplifier</b>			<b>Filter</b>		<b>Limit</b>		
3m Chamber F		T145 8449B			Filter 1		Part 24		
f GHz	SG reading (dBm)	Ant. Pol. (H/V)	Distance (m)	Preamp (dB)	Filter (dB)	ERP (dBm)	Limit (dBm)	Delta (dB)	Notes
<b>Low Ch, (1851.25MHz)</b>									
3.703	-30.3	V	3.0	30.2	1.0	-59.5	-13.0	-46.5	
5.554	-33.9	V	3.0	28.4	1.0	-61.3	-13.0	-48.3	
3.703	-29.7	H	3.0	30.2	1.0	-58.8	-13.0	-45.8	
5.554	-32.1	H	3.0	28.4	1.0	-59.5	-13.0	-46.5	
<b>Mid Ch, (1880MHz)</b>									
3.760	-29.8	V	3.0	30.1	1.0	-58.9	-13.0	-45.9	
5.640	-33.2	V	3.0	28.3	1.0	-60.5	-13.0	-47.5	
3.760	-29.4	H	3.0	30.1	1.0	-58.5	-13.0	-45.5	
5.640	-32.2	H	3.0	28.3	1.0	-59.5	-13.0	-46.5	
<b>High Ch, (1908.75MHz)</b>									
3.818	-28.7	V	3.0	30.1	1.0	-57.8	-13.0	-44.8	
5.726	-33.2	V	3.0	28.2	1.0	-60.4	-13.0	-47.4	
3.818	-29.8	H	3.0	30.1	1.0	-58.9	-13.0	-45.9	
5.726	-31.9	H	3.0	28.2	1.0	-59.1	-13.0	-46.1	
Rev. 03.03.09									
Note: No other emissions were detected above the system noise floor.									

**CDMA2000 1xRTT, BC10**

Compliance Certification Services									
Above 1GHz High Frequency Substitution Measurement									
<b>Company:</b>		Apple							
<b>Project #:</b>		13U14987							
<b>Date:</b>		06/06/13							
<b>Test Engineer:</b>		Kiya Kedida							
<b>Configuration:</b>		EUT only							
<b>Mode:</b>		BC10 1xRTT							
<b>Chamber</b>		<b>Pre-amplifier</b>			<b>Filter</b>		<b>Limit</b>		
3m Chamber F		T145 8449B			Filter 1		Part 90		
f GHz	SG reading (dBm)	Ant. Pol. (H/V)	Distance (m)	Preamp (dB)	Filter (dB)	ERP (dBm)	Limit (dBm)	Delta (dB)	Notes
<b>Low Ch, (817.9MHz)</b>									
1.636	-27.1	V	3.0	32.7	1.0	-58.8	-13.0	-45.8	
2.454	-27.1	V	3.0	31.3	1.0	-57.4	-13.0	-44.4	
1.636	-28.6	H	3.0	32.7	1.0	-60.3	-13.0	-47.3	
2.454	-29.7	H	3.0	31.3	1.0	-59.9	-13.0	-46.9	
<b>Mid Ch, (819.15MHz)</b>									
1.638	-27.1	V	3.0	32.7	1.0	-58.8	-13.0	-45.8	
2.457	-28.0	V	3.0	31.3	1.0	-58.3	-13.0	-45.3	
1.638	-27.5	H	3.0	32.7	1.0	-59.2	-13.0	-46.2	
2.457	-28.7	H	3.0	31.3	1.0	-59.0	-13.0	-46.0	
<b>High Ch, (823.1MHz)</b>									
1.646	-26.3	V	3.0	32.7	1.0	-58.0	-13.0	-45.0	
2.469	-27.9	V	3.0	31.3	1.0	-58.2	-13.0	-45.2	
1.646	-27.2	H	3.0	32.7	1.0	-58.9	-13.0	-45.9	
2.469	-28.6	H	3.0	31.3	1.0	-58.9	-13.0	-45.9	
Rev. 03.03.09									
Note: No other emissions were detected above the system noise floor.									

**CDMA2000 EVDO REV A, BC10**

**Compliance Certification Services**  
**Above 1GHz High Frequency Substitution Measurement**

**Company:** Apple  
**Project #:** 13U14987  
**Date:** 06/06/13  
**Test Engineer:** Kiya Kedida  
**Configuration:** EUT only  
**Mode:** BC10 EVDO Rev A

Chamber

3m Chamber F

Pre-amplifier

T145 8449B

Filter

Filter 1

Limit

Part 90

f GHz	SG reading (dBm)	Ant. Pol. (H/V)	Distance (m)	Preamp (dB)	Filter (dB)	ERP (dBm)	Limit (dBm)	Delta (dB)	Notes
<b>Low Ch, (817.9MHz)</b>									
1.636	-27.1	V	3.0	32.7	1.0	-58.8	-13.0	-45.8	
2.454	-27.1	V	3.0	31.3	1.0	-57.4	-13.0	-44.4	
1.636	-27.6	H	3.0	32.7	1.0	-59.3	-13.0	-46.3	
2.454	-29.4	H	3.0	31.3	1.0	-59.6	-13.0	-46.6	
<b>Mid Ch, (819.15MHz)</b>									
1.638	-26.6	V	3.0	32.7	1.0	-58.3	-13.0	-45.3	
2.457	-27.4	V	3.0	31.3	1.0	-57.7	-13.0	-44.7	
1.638	-29.7	H	3.0	32.7	1.0	-61.4	-13.0	-48.4	
2.457	-29.3	H	3.0	31.3	1.0	-59.6	-13.0	-46.6	
<b>High Ch, (823.1MHz)</b>									
1.646	-26.4	V	3.0	32.7	1.0	-58.1	-13.0	-45.1	
2.469	-26.9	V	3.0	31.3	1.0	-57.2	-13.0	-44.2	
1.646	-25.8	H	3.0	32.7	1.0	-57.5	-13.0	-44.5	
2.469	-28.6	H	3.0	31.3	1.0	-58.9	-13.0	-45.9	

Rev. 03.03.09  
 Note: No other emissions were detected above the system noise floor.

**CDMA2000 1xRTT, BC15**

Compliance Certification Services Above 1GHz High Frequency Substitution Measurement									
<b>Company:</b>		Apple							
<b>Project #:</b>		13U14987							
<b>Date:</b>		06/06/13							
<b>Test Engineer:</b>		Kiya Kedida							
<b>Configuration:</b>		EUT only							
<b>Mode:</b>		BC 15 1xRTT							
<b>Chamber</b>		<b>Pre-amplifier</b>			<b>Filter</b>		<b>Limit</b>		
3m Chamber F		T145 8449B			Filter 1		Part 27		
f GHz	SG reading (dBm)	Ant. Pol. (H/V)	Distance (m)	Preamp (dB)	Filter (dB)	ERP (dBm)	Limit (dBm)	Delta (dB)	Notes
<b>Low Ch, (1711.25MHz)</b>									
3.423	-28.0	V	3.0	30.4	1.0	-57.4	-13.0	-44.4	
5.134	-32.9	V	3.0	28.8	1.0	-60.7	-13.0	-47.7	
3.423	-29.2	H	3.0	30.4	1.0	-58.7	-13.0	-45.7	
5.134	-32.4	H	3.0	28.8	1.0	-60.2	-13.0	-47.2	
<b>Mid Ch, (1732.5MHz)</b>									
3.465	-28.8	V	3.0	30.4	1.0	-58.2	-13.0	-45.2	
5.198	-33.3	V	3.0	28.7	1.0	-61.0	-13.0	-48.0	
3.465	-27.7	H	3.0	30.4	1.0	-57.1	-13.0	-44.1	
5.198	-31.3	H	3.0	28.7	1.0	-59.0	-13.0	-46.0	
<b>High Ch, (1753.75MHz)</b>									
3.508	-29.4	V	3.0	30.4	1.0	-58.8	-13.0	-45.8	
5.261	-32.4	V	3.0	28.6	1.0	-60.0	-13.0	-47.0	
3.508	-28.1	H	3.0	30.4	1.0	-57.5	-13.0	-44.5	
5.261	-31.9	H	3.0	28.6	1.0	-59.6	-13.0	-46.6	
Rev. 03.03.09									
Note: No other emissions were detected above the system noise floor.									

**CDMA2000 EVDO REV A, BC15**

Compliance Certification Services Above 1GHz High Frequency Substitution Measurement									
<b>Company:</b>		Apple							
<b>Project #:</b>		13U14987							
<b>Date:</b>		06/05/13							
<b>Test Engineer:</b>		Kiya Kedida							
<b>Configuration:</b>		EUT only							
<b>Mode:</b>		BC 15 EVDO Rev A							
<b>Chamber</b>		<b>Pre-amplifier</b>			<b>Filter</b>		<b>Limit</b>		
3m Chamber F		T145 8449B			Filter 1		Part 27		
f GHz	SG reading (dBm)	Ant. Pol. (H/V)	Distance (m)	Preamp (dB)	Filter (dB)	ERP (dBm)	Limit (dBm)	Delta (dB)	Notes
<b>Low Ch, (1711.25MHz)</b>									
3.423	-30.4	V	3.0	30.4	1.0	-59.8	-13.0	-46.8	
5.134	-33.5	V	3.0	28.8	1.0	-61.3	-13.0	-48.3	
3.423	-31.7	H	3.0	30.4	1.0	-61.2	-13.0	-48.2	
5.134	-31.4	H	3.0	28.8	1.0	-59.2	-13.0	-46.2	
<b>Mid Ch, (1732.5MHz)</b>									
3.465	-30.5	V	3.0	30.4	1.0	-59.9	-13.0	-46.9	
5.198	-34.4	V	3.0	28.7	1.0	-62.1	-13.0	-49.1	
3.465	-31.1	H	3.0	30.4	1.0	-60.5	-13.0	-47.5	
5.198	-33.0	H	3.0	28.7	1.0	-60.7	-13.0	-47.7	
<b>High Ch, (1753.75MHz)</b>									
3.508	-30.7	V	3.0	30.4	1.0	-60.1	-13.0	-47.1	
5.261	-34.6	V	3.0	28.6	1.0	-62.2	-13.0	-49.2	
3.508	-30.8	H	3.0	30.4	1.0	-60.2	-13.0	-47.2	
5.261	-33.4	H	3.0	28.6	1.0	-61.1	-13.0	-48.1	
Rev. 03.03.09									
Note: No other emissions were detected above the system noise floor.									

**LAT PORT A**

**CDMA2000, EVDO B 2 MIN, BC0**

Compliance Certification Services Above 1GHz High Frequency Substitution Measurement									
<b>Company:</b>		Apple							
<b>Project #:</b>		13U14987							
<b>Date:</b>		06/26/13							
<b>Test Engineer:</b>		Mona Hua							
<b>Configuration:</b>		EUT only							
<b>Mode:</b>		CDMA 2000, EVDO Rev B 2 Min Carrier, BC0							
<b>Chamber</b>		<b>Pre-amplifier</b>			<b>Filter</b>		<b>Limit</b>		
3m Chamber D		T145 8449B			Filter 1		Part 22		
f GHz	SG reading (dBm)	Ant. Pol. (H/V)	Distance (m)	Preamp (dB)	Filter (dB)	ERP (dBm)	Limit (dBm)	Delta (dB)	Notes
<b>Low Ch, (825.3MHz)</b>									
1.651	-22.9	V	3.0	32.7	1.0	-54.6	-13.0	-41.6	
2.476	-23.0	V	3.0	31.4	1.0	-53.4	-13.0	-40.4	
1.651	-23.1	H	3.0	32.7	1.0	-54.8	-13.0	-41.8	
2.476	-22.8	H	3.0	31.4	1.0	-53.2	-13.0	-40.2	
<b>Mid Ch, (837.2MHz)</b>									
1.674	-22.9	V	3.0	32.6	1.0	-54.5	-13.0	-41.5	
2.512	-22.8	V	3.0	31.5	1.0	-53.3	-13.0	-40.3	
1.674	-21.0	H	3.0	32.6	1.0	-52.6	-13.0	-39.6	
2.512	-23.7	H	3.0	31.5	1.0	-54.2	-13.0	-41.2	
<b>High Ch, (847.6MHz)</b>									
1.695	-21.9	V	3.0	32.6	1.0	-53.4	-13.0	-40.4	
2.543	-19.1	V	3.0	31.4	1.0	-49.5	-13.0	-36.5	
1.695	-18.5	H	3.0	32.6	1.0	-50.0	-13.0	-37.0	
2.543	-24.9	H	3.0	31.4	1.0	-55.3	-13.0	-42.3	
Rev. 03.03.09									
Note: No other emissions were detected above the system noise floor.									

**CDMA2000, EVDO B 2 MAX, BC0**

**Compliance Certification Services**  
**Above 1GHz High Frequency Substitution Measurement**

**Company:** Apple  
**Project #:** 13U14987  
**Date:** 06/26/13  
**Test Engineer:** Mona Hua  
**Configuration:** EUT only  
**Mode:** CDMA 2000, EVDO Rev B 2 Max Carrier, BC0

**Chamber**  
 3m Chamber D

**Pre-amplifier**  
 T145 8449B

**Filter**  
 Filter 1

**Limit**  
 Part 22

f GHz	SG reading (dBm)	Ant. Pol. (H/V)	Distance (m)	Preamp (dB)	Filter (dB)	ERP (dBm)	Limit (dBm)	Delta (dB)	Notes
<b>Low Ch, (826.5MHz)</b>									
1.653	-21.9	V	3.0	32.7	1.0	-53.6	-13.0	-40.6	
2.480	-19.0	V	3.0	31.4	1.0	-49.4	-13.0	-36.4	
1.653	-21.1	H	3.0	32.7	1.0	-52.7	-13.0	-39.7	
2.480	-20.8	H	3.0	31.4	1.0	-51.2	-13.0	-38.2	
<b>Mid Ch, (838.8MHz)</b>									
1.686	-20.9	V	3.0	32.6	1.0	-52.5	-13.0	-39.5	
2.534	-20.0	V	3.0	31.5	1.0	-50.5	-13.0	-37.5	
1.686	-22.0	H	3.0	32.6	1.0	-53.6	-13.0	-40.6	
2.534	-18.8	H	3.0	31.5	1.0	-49.3	-13.0	-36.3	
<b>High Ch, (844.9MHz)</b>									
1.690	-20.9	V	3.0	32.6	1.0	-52.4	-13.0	-39.4	
2.535	-18.0	V	3.0	31.5	1.0	-48.5	-13.0	-35.5	
1.690	-19.0	H	3.0	32.6	1.0	-50.6	-13.0	-37.6	
2.535	-18.8	H	3.0	31.5	1.0	-49.3	-13.0	-36.3	

Rev. 03.03.09  
 Note: No other emissions were detected above the system noise floor.

**CDMA2000, EVDO B 3 MIN, BC0**

Compliance Certification Services Above 1GHz High Frequency Substitution Measurement									
<b>Company:</b>		Apple							
<b>Project #:</b>		13U14987							
<b>Date:</b>		06/26/13							
<b>Test Engineer:</b>		Mona Hua							
<b>Configuration:</b>		EUT only							
<b>Mode:</b>		CDMA 2000, EVDO Rev B 3 Min Carrier, BC0							
<b>Chamber</b>		<b>Pre-amplifier</b>			<b>Filter</b>		<b>Limit</b>		
3m Chamber D		T145 8449B			Filter 1		Part 22		
f GHz	SG reading (dBm)	Ant. Pol. (H/V)	Distance (m)	Preamp (dB)	Filter (dB)	ERP (dBm)	Limit (dBm)	Delta (dB)	Notes
<b>Low Ch, (825.9MHz)</b>									
1.652	-19.9	V	3.0	32.7	1.0	-51.6	-13.0	-38.6	
2.478	-20.0	V	3.0	31.4	1.0	-50.4	-13.0	-37.4	
1.652	-22.1	H	3.0	32.7	1.0	-53.7	-13.0	-40.7	
2.478	-17.8	H	3.0	31.4	1.0	-48.2	-13.0	-35.2	
<b>Mid Ch, (837.7MHz)</b>									
1.675	-20.9	V	3.0	32.6	1.0	-52.5	-13.0	-39.5	
2.513	-16.9	V	3.0	31.5	1.0	-47.3	-13.0	-34.3	
1.675	-22.0	H	3.0	32.6	1.0	-53.6	-13.0	-40.6	
2.513	-18.7	H	3.0	31.5	1.0	-49.2	-13.0	-36.2	
<b>High Ch, (846.7MHz)</b>									
1.693	-21.9	V	3.0	32.6	1.0	-53.4	-13.0	-40.4	
2.540	-18.1	V	3.0	31.4	1.0	-48.5	-13.0	-35.5	
1.693	-18.0	H	3.0	32.6	1.0	-49.5	-13.0	-36.5	
2.540	-16.8	H	3.0	31.4	1.0	-47.3	-13.0	-34.3	
Rev. 03.03.09									
Note: No other emissions were detected above the system noise floor.									



**UAT PORT B**

**CDMA2000, EVDO B 2 MIN, BC0**

Compliance Certification Services Above 1GHz High Frequency Substitution Measurement									
<b>Company:</b>		Apple							
<b>Project #:</b>		13U14987							
<b>Date:</b>		06/26/13							
<b>Test Engineer:</b>		Mona Hua							
<b>Configuration:</b>		EUT only							
<b>Mode:</b>		CDMA 2000, EVDO Rev B 2 Min Carrier, BC0							
<b>Chamber</b>		<b>Pre-amplifier</b>			<b>Filter</b>		<b>Limit</b>		
3m Chamber D		T145 8449B			Filter 1		Part 22		
f GHz	SG reading (dBm)	Ant. Pol. (H/V)	Distance (m)	Preamp (dB)	Filter (dB)	ERP (dBm)	Limit (dBm)	Delta (dB)	Notes
<b>Low Ch, (825.3MHz)</b>									
1.651	-28.9	V	3.0	32.7	1.0	-60.6	-13.0	-47.6	
2.476	-26.0	V	3.0	31.4	1.0	-56.4	-13.0	-43.4	
1.651	-28.1	H	3.0	32.7	1.0	-59.8	-13.0	-46.8	
2.476	-26.8	H	3.0	31.4	1.0	-57.2	-13.0	-44.2	
<b>Mid Ch, (837.2MHz)</b>									
1.674	-27.9	V	3.0	32.6	1.0	-59.5	-13.0	-46.5	
2.512	-24.8	V	3.0	31.5	1.0	-55.3	-13.0	-42.3	
1.674	-29.0	H	3.0	32.6	1.0	-60.6	-13.0	-47.6	
2.512	-24.7	H	3.0	31.5	1.0	-55.2	-13.0	-42.2	
<b>High Ch, (847.6MHz)</b>									
1.695	-25.9	V	3.0	32.6	1.0	-57.4	-13.0	-44.4	
2.543	-26.1	V	3.0	31.4	1.0	-56.5	-13.0	-43.5	
1.695	-30.0	H	3.0	32.6	1.0	-61.5	-13.0	-48.5	
2.543	-23.9	H	3.0	31.4	1.0	-54.3	-13.0	-41.3	
Rev. 03.03.09									
Note: No other emissions were detected above the system noise floor.									

**CDMA2000, EVDO B 2 MAX, BC0**

Compliance Certification Services Above 1GHz High Frequency Substitution Measurement									
<b>Company:</b>		Apple							
<b>Project #:</b>		13U14987							
<b>Date:</b>		06/26/13							
<b>Test Engineer:</b>		Mona Hua							
<b>Configuration:</b>		EUT only							
<b>Mode:</b>		CDMA 2000, EVDO Rev B 2 Max Carrier, BC0							
<b>Chamber</b>		<b>Pre-amplifier</b>			<b>Filter</b>		<b>Limit</b>		
3m Chamber D		T145 8449B			Filter 1		Part 22		
f GHz	SG reading (dBm)	Ant. Pol. (H/V)	Distance (m)	Preamp (dB)	Filter (dB)	ERP (dBm)	Limit (dBm)	Delta (dB)	Notes
<b>Low Ch, (826.5MHz)</b>									
1.653	-28.9	V	3.0	32.7	1.0	-60.6	-13.0	-47.6	
2.480	-25.0	V	3.0	31.4	1.0	-55.4	-13.0	-42.4	
1.653	-27.1	H	3.0	32.7	1.0	-58.7	-13.0	-45.7	
2.480	-23.8	H	3.0	31.4	1.0	-54.2	-13.0	-41.2	
<b>Mid Ch, (838.8MHz)</b>									
1.686	-25.9	V	3.0	32.6	1.0	-57.5	-13.0	-44.5	
2.534	-23.0	V	3.0	31.5	1.0	-53.5	-13.0	-40.5	
1.686	-28.0	H	3.0	32.6	1.0	-59.6	-13.0	-46.6	
2.534	-25.8	H	3.0	31.5	1.0	-56.3	-13.0	-43.3	
<b>High Ch, (844.9MHz)</b>									
1.690	-25.9	V	3.0	32.6	1.0	-57.4	-13.0	-44.4	
2.535	-23.0	V	3.0	31.5	1.0	-53.5	-13.0	-40.5	
1.690	-28.0	H	3.0	32.6	1.0	-59.6	-13.0	-46.6	
2.535	-25.8	H	3.0	31.5	1.0	-56.3	-13.0	-43.3	
Rev. 03.03.09									
Note: No other emissions were detected above the system noise floor.									

**CDMA2000, EVDO B 3 MIN, BC0**

Compliance Certification Services Above 1GHz High Frequency Substitution Measurement									
<b>Company:</b>		Apple							
<b>Project #:</b>		13U14987							
<b>Date:</b>		06/26/13							
<b>Test Engineer:</b>		Mona Hua							
<b>Configuration:</b>		EUT only							
<b>Mode:</b>		CDMA 2000, EVDO Rev B 3 Min Carrier, BC0							
<b>Chamber</b>		<b>Pre-amplifier</b>			<b>Filter</b>		<b>Limit</b>		
3m Chamber D		T145 8449B			Filter 1		Part 22		
f GHz	SG reading (dBm)	Ant. Pol. (H/V)	Distance (m)	Preamp (dB)	Filter (dB)	ERP (dBm)	Limit (dBm)	Delta (dB)	Notes
<b>Low Ch, (825.9MHz)</b>									
1.652	-26.9	V	3.0	32.7	1.0	-58.6	-13.0	-45.6	
2.478	-25.0	V	3.0	31.4	1.0	-55.4	-13.0	-42.4	
1.652	-30.1	H	3.0	32.7	1.0	-61.7	-13.0	-48.7	
2.478	-26.8	H	3.0	31.4	1.0	-57.2	-13.0	-44.2	
<b>Mid Ch, (837.7MHz)</b>									
1.675	-26.9	V	3.0	32.6	1.0	-58.5	-13.0	-45.5	
2.513	-23.9	V	3.0	31.5	1.0	-54.3	-13.0	-41.3	
1.675	-29.0	H	3.0	32.6	1.0	-60.6	-13.0	-47.6	
2.513	-24.7	H	3.0	31.5	1.0	-55.2	-13.0	-42.2	
<b>High Ch, (846.7MHz)</b>									
1.693	-25.9	V	3.0	32.6	1.0	-57.4	-13.0	-44.4	
2.540	-25.1	V	3.0	31.4	1.0	-55.5	-13.0	-42.5	
1.693	-28.0	H	3.0	32.6	1.0	-59.5	-13.0	-46.5	
2.540	-24.8	H	3.0	31.4	1.0	-55.3	-13.0	-42.3	
Rev. 03.03.09									
Note: No other emissions were detected above the system noise floor.									