



13. SETUP PHOTOS


13.1. ANTENNA PORT SETUP



13.2. RADIATED FOR PORTABLE CONFIGURATION



Y-AXIS FRONT PHOTO




Z-AXIS FRONT PHOTO



13.3. POWERLINE EMISSIONS MEASUREMENT SETUP

LINE CONDUCTED FRONT PHOTO



LINE CONDUCTED BACK PHOTO



13.4. DYNAMIC FREQUENCY SELECTION MEASUREMENT SETUP

DFS FRONT PHOTO (EUT)



DFS BACK PHOTO (EUT)



DFS FRONT PHOTO (CLIENT MODE SETUP)



DFS FRONT PHOTO (CLIENT-TO-CLIENT COMMUNICATIONS MODE SETUP)



END OF REPORT