

LTE Band 13 (Primary Antenna)

Frequency: 782 MHz; Duty Cycle: 1:1; Room Ambient Temperature: 24.0°C; Liquid Temperature: 23.0°C

Medium parameters used (interpolated): $f = 782 \text{ MHz}$; $\sigma = 0.893 \text{ mho/m}$; $\epsilon_r = 40.156$; $\rho = 1000 \text{ kg/m}^3$

DASY5 Configuration:

- Area Scan setting - Find Secondary Maximum Within: 2.0 dB and with a peak SAR value greater than 0.0012W/kg
- Electronics: DAE4 Sn1258; Calibrated: 3/8/2012
- Probe: EX3DV4 - SN3772; ConvF(9.01, 9.01, 9.01); Calibrated: 2/16/2012
- Sensor-Surface: 2.5mm (Mechanical Surface Detection (Locations From Previous Scan Used)), Sensor-Surface: 2.5mm (Mechanical Surface Detection)
- Phantom: SAM v5.0 (B); Type: QD000P40CD; Serial: 1628

LHS/Touch_QPSK_RB# 1, 0_Ch 23230/Area Scan (7x11x1): Measurement grid: dx=15mm, dy=15mm

[Info: Interpolated medium parameters used for SAR evaluation.](#)

Maximum value of SAR (measured) = 0.557 mW/g

LHS/Touch_QPSK_RB# 1, 0_Ch 23230/Zoom Scan (5x5x7)/Cube 0: Measurement grid: dx=8mm, dy=8mm, dz=5mm

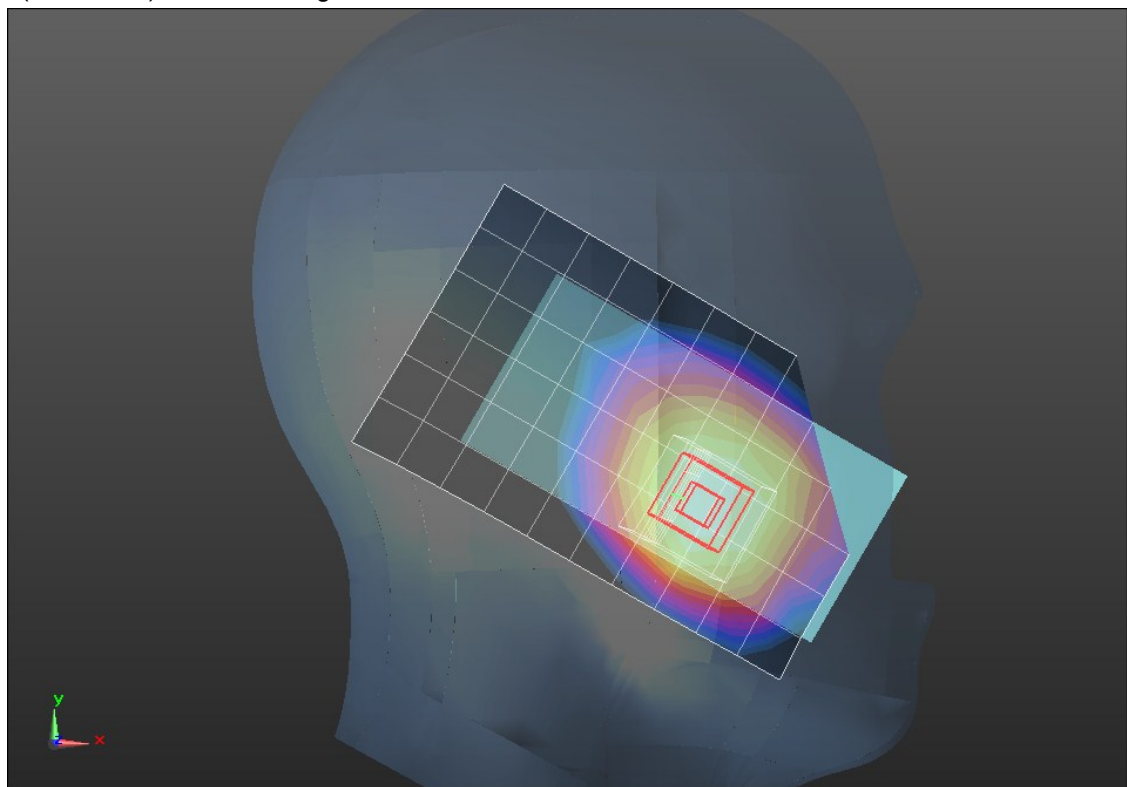
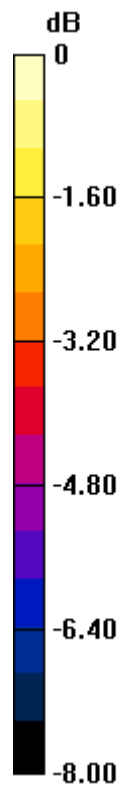
Reference Value = 25.226 V/m; Power Drift = 0.02 dB

Peak SAR (extrapolated) = 0.6380

SAR(1 g) = 0.520 mW/g; SAR(10 g) = 0.393 mW/g

[Info: Interpolated medium parameters used for SAR evaluation.](#)

Maximum value of SAR (measured) = 0.573 mW/g



0 dB = 0.570mW/g = -4.88 dB mW/g

LTE Band 13 (Primary Antenna)

Frequency: 782 MHz; Duty Cycle: 1:1; Room Ambient Temperature: 24.0°C; Liquid Temperature: 23.0°C
 Medium parameters used (interpolated): $f = 782 \text{ MHz}$; $\sigma = 0.893 \text{ mho/m}$; $\epsilon_r = 40.156$; $\rho = 1000 \text{ kg/m}^3$

DASY5 Configuration:

- Area Scan setting - Find Secondary Maximum Within: 2.0 dB and with a peak SAR value greater than 0.0012W/kg
- Electronics: DAE4 Sn1258; Calibrated: 3/8/2012
- Probe: EX3DV4 - SN3772; ConvF(9.01, 9.01, 9.01); Calibrated: 2/16/2012
- Sensor-Surface: 2.5mm (Mechanical Surface Detection (Locations From Previous Scan Used)), Sensor-Surface: 2.5mm (Mechanical Surface Detection)
- Phantom: SAM v5.0 (B); Type: QD000P40CD; Serial: 1628

LHS/Touch_QPSK_RB# 1, 24_Ch 23230/Area Scan (7x11x1): Measurement grid: dx=15mm, dy=15mm

[Info: Interpolated medium parameters used for SAR evaluation.](#)

Maximum value of SAR (measured) = 0.509 mW/g

LHS/Touch_QPSK_RB# 1, 24_Ch 23230/Zoom Scan (5x5x7)/Cube 0: Measurement grid: dx=8mm, dy=8mm, dz=5mm


Reference Value = 24.212 V/m; Power Drift = 0.04 dB

Peak SAR (extrapolated) = 0.5830

SAR(1 g) = 0.475 mW/g; SAR(10 g) = 0.358 mW/g

[Info: Interpolated medium parameters used for SAR evaluation.](#)

Maximum value of SAR (measured) = 0.524 mW/g



0 dB = 0.520mW/g = -5.68 dB mW/g

LTE Band 13 (Primary Antenna)

Frequency: 782 MHz; Duty Cycle: 1:1; Room Ambient Temperature: 24.0°C; Liquid Temperature: 23.0°C
 Medium parameters used (interpolated): $f = 782 \text{ MHz}$; $\sigma = 0.893 \text{ mho/m}$; $\epsilon_r = 40.156$; $\rho = 1000 \text{ kg/m}^3$

DASY5 Configuration:

- Area Scan setting - Find Secondary Maximum Within: 2.0 dB and with a peak SAR value greater than 0.0012W/kg
- Electronics: DAE4 Sn1258; Calibrated: 3/8/2012
- Probe: EX3DV4 - SN3772; ConvF(9.01, 9.01, 9.01); Calibrated: 2/16/2012
- Sensor-Surface: 2.5mm (Mechanical Surface Detection (Locations From Previous Scan Used)), Sensor-Surface: 2.5mm (Mechanical Surface Detection)
- Phantom: SAM v5.0 (B); Type: QD000P40CD; Serial: 1628

LHS/Touch_QPSK_RB# 1, 49 Ch 23230/Area Scan (7x11x1): Measurement grid: dx=15mm, dy=15mm

[Info: Interpolated medium parameters used for SAR evaluation.](#)

Maximum value of SAR (measured) = 0.574 mW/g

LHS/Touch_QPSK_RB# 1, 49 Ch 23230/Zoom Scan (5x5x7)/Cube 0: Measurement grid: dx=8mm, dy=8mm, dz=5mm


Reference Value = 25.583 V/m; Power Drift = 0.03 dB

Peak SAR (extrapolated) = 0.6490

SAR(1 g) = 0.530 mW/g; SAR(10 g) = 0.399 mW/g

[Info: Interpolated medium parameters used for SAR evaluation.](#)

Maximum value of SAR (measured) = 0.585 mW/g



0 dB = 0.580mW/g = -4.73 dB mW/g

LTE Band 13 (Primary Antenna)

Frequency: 782 MHz; Duty Cycle: 1:1; Room Ambient Temperature: 24.0°C; Liquid Temperature: 23.0°C
 Medium parameters used (interpolated): $f = 782 \text{ MHz}$; $\sigma = 0.893 \text{ mho/m}$; $\epsilon_r = 40.156$; $\rho = 1000 \text{ kg/m}^3$

DASY5 Configuration:

- Area Scan setting - Find Secondary Maximum Within: 2.0 dB and with a peak SAR value greater than 0.0012W/kg
- Electronics: DAE4 Sn1258; Calibrated: 3/8/2012
- Probe: EX3DV4 - SN3772; ConvF(9.01, 9.01, 9.01); Calibrated: 2/16/2012
- Sensor-Surface: 2.5mm (Mechanical Surface Detection (Locations From Previous Scan Used)), Sensor-Surface: 2.5mm (Mechanical Surface Detection)
- Phantom: SAM v5.0 (B); Type: QD000P40CD; Serial: 1628

LHS/Touch_QPSK_RB# 25, 0_Ch 23230/Area Scan (7x11x1): Measurement grid: dx=15mm, dy=15mm

[Info: Interpolated medium parameters used for SAR evaluation.](#)

Maximum value of SAR (measured) = 0.438 mW/g

LHS/Touch_QPSK_RB# 25, 0_Ch 23230/Zoom Scan (5x5x7)/Cube 0: Measurement grid: dx=8mm, dy=8mm, dz=5mm


Reference Value = 22.441 V/m; Power Drift = 0.02 dB

Peak SAR (extrapolated) = 0.4990

SAR(1 g) = 0.407 mW/g; SAR(10 g) = 0.307 mW/g

[Info: Interpolated medium parameters used for SAR evaluation.](#)

Maximum value of SAR (measured) = 0.449 mW/g



0 dB = 0.450mW/g = -6.94 dB mW/g

LTE Band 13 (Primary Antenna)

Frequency: 782 MHz; Duty Cycle: 1:1; Room Ambient Temperature: 24.0°C; Liquid Temperature: 23.0°C
 Medium parameters used (interpolated): $f = 782 \text{ MHz}$; $\sigma = 0.893 \text{ mho/m}$; $\epsilon_r = 40.156$; $\rho = 1000 \text{ kg/m}^3$

DASY5 Configuration:

- Area Scan setting - Find Secondary Maximum Within: 2.0 dB and with a peak SAR value greater than 0.0012W/kg
- Electronics: DAE4 Sn1258; Calibrated: 3/8/2012
- Probe: EX3DV4 - SN3772; ConvF(9.01, 9.01, 9.01); Calibrated: 2/16/2012
- Sensor-Surface: 2.5mm (Mechanical Surface Detection (Locations From Previous Scan Used)), Sensor-Surface: 2.5mm (Mechanical Surface Detection)
- Phantom: SAM v5.0 (B); Type: QD000P40CD; Serial: 1628

LHS/Touch_QPSK_RB# 25, 12_Ch 23230/Area Scan (7x11x1): Measurement grid: dx=15mm, dy=15mm

[Info: Interpolated medium parameters used for SAR evaluation.](#)

Maximum value of SAR (measured) = 0.439 mW/g

LHS/Touch_QPSK_RB# 25, 12_Ch 23230/Zoom Scan (5x5x7)/Cube 0: Measurement grid:

dx=8mm, dy=8mm, dz=5mm


Reference Value = 22.435 V/m; Power Drift = -0.0098 dB

Peak SAR (extrapolated) = 0.4980

SAR(1 g) = 0.406 mW/g; SAR(10 g) = 0.306 mW/g

[Info: Interpolated medium parameters used for SAR evaluation.](#)

Maximum value of SAR (measured) = 0.447 mW/g



0 dB = 0.450mW/g = -6.94 dB mW/g

LTE Band 13 (Primary Antenna)

Frequency: 782 MHz; Duty Cycle: 1:1; Room Ambient Temperature: 24.0°C; Liquid Temperature: 23.0°C
 Medium parameters used (interpolated): $f = 782 \text{ MHz}$; $\sigma = 0.893 \text{ mho/m}$; $\epsilon_r = 40.156$; $\rho = 1000 \text{ kg/m}^3$

DASY5 Configuration:

- Area Scan setting - Find Secondary Maximum Within: 2.0 dB and with a peak SAR value greater than 0.0012W/kg
- Electronics: DAE4 Sn1258; Calibrated: 3/8/2012
- Probe: EX3DV4 - SN3772; ConvF(9.01, 9.01, 9.01); Calibrated: 2/16/2012
- Sensor-Surface: 2.5mm (Mechanical Surface Detection (Locations From Previous Scan Used)), Sensor-Surface: 2.5mm (Mechanical Surface Detection)
- Phantom: SAM v5.0 (B); Type: QD000P40CD; Serial: 1628

LHS/Touch_QPSK_RB# 25, 24_Ch 23230/Area Scan (7x11x1): Measurement grid: dx=15mm, dy=15mm

[Info: Interpolated medium parameters used for SAR evaluation.](#)

Maximum value of SAR (measured) = 0.455 mW/g

LHS/Touch_QPSK_RB# 25, 24_Ch 23230/Zoom Scan (5x5x7)/Cube 0: Measurement grid:

dx=8mm, dy=8mm, dz=5mm


Reference Value = 22.977 V/m; Power Drift = -0.01 dB

Peak SAR (extrapolated) = 0.5220

SAR(1 g) = 0.422 mW/g; SAR(10 g) = 0.317 mW/g

[Info: Interpolated medium parameters used for SAR evaluation.](#)

Maximum value of SAR (measured) = 0.466 mW/g



0 dB = 0.470mW/g = -6.56 dB mW/g

LTE Band 13 (Primary Antenna)

Frequency: 782 MHz; Duty Cycle: 1:1; Room Ambient Temperature: 24.0°C; Liquid Temperature: 23.0°C
 Medium parameters used (interpolated): $f = 782 \text{ MHz}$; $\sigma = 0.893 \text{ mho/m}$; $\epsilon_r = 40.156$; $\rho = 1000 \text{ kg/m}^3$

DASY5 Configuration:

- Area Scan setting - Find Secondary Maximum Within: 2.0 dB and with a peak SAR value greater than 0.0012W/kg
- Electronics: DAE4 Sn1258; Calibrated: 3/8/2012
- Probe: EX3DV4 - SN3772; ConvF(9.01, 9.01, 9.01); Calibrated: 2/16/2012
- Sensor-Surface: 2.5mm (Mechanical Surface Detection (Locations From Previous Scan Used)), Sensor-Surface: 2.5mm (Mechanical Surface Detection)
- Phantom: SAM v5.0 (B); Type: QD000P40CD; Serial: 1628

LHS/Touch_QPSK_RB# 50, 0_Ch 23230/Area Scan (7x11x1): Measurement grid: dx=15mm, dy=15mm

[Info: Interpolated medium parameters used for SAR evaluation.](#)

Maximum value of SAR (measured) = 0.434 mW/g

LHS/Touch_QPSK_RB# 50, 0_Ch 23230/Zoom Scan (5x5x7)/Cube 0: Measurement grid: dx=8mm, dy=8mm, dz=5mm

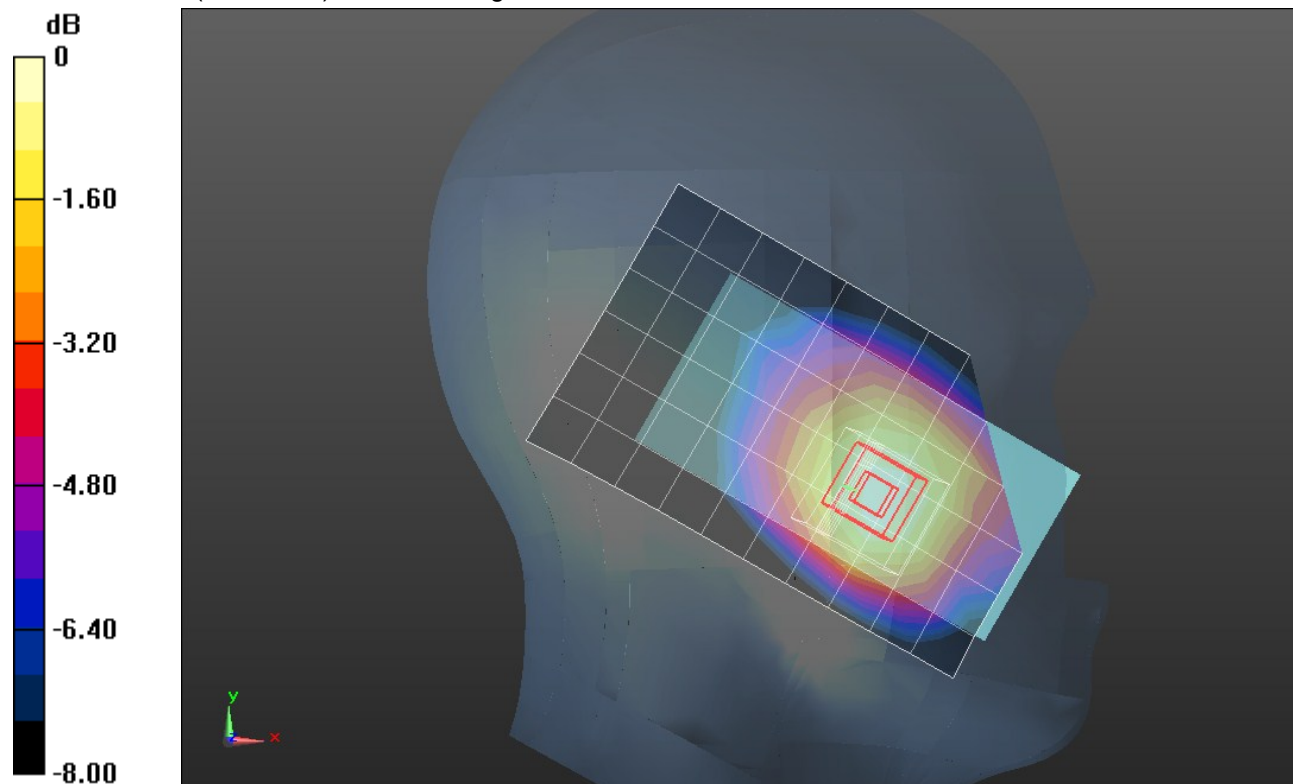
Reference Value = 22.356 V/m; Power Drift = -0.07 dB

Peak SAR (extrapolated) = 0.5110

SAR(1 g) = 0.414 mW/g; SAR(10 g) = 0.311 mW/g

[Info: Interpolated medium parameters used for SAR evaluation.](#)

Maximum value of SAR (measured) = 0.461 mW/g



0 dB = 0.460mW/g = -6.74 dB mW/g

LTE Band 13 (Primary Antenna)

Frequency: 782 MHz; Duty Cycle: 1:1; Room Ambient Temperature: 24.0°C; Liquid Temperature: 23.0°C
 Medium parameters used (interpolated): $f = 782 \text{ MHz}$; $\sigma = 0.893 \text{ mho/m}$; $\epsilon_r = 40.156$; $\rho = 1000 \text{ kg/m}^3$

DASY5 Configuration:

- Area Scan setting - Find Secondary Maximum Within: 2.0 dB and with a peak SAR value greater than 0.0012W/kg
- Electronics: DAE4 Sn1258; Calibrated: 3/8/2012
- Probe: EX3DV4 - SN3772; ConvF(9.01, 9.01, 9.01); Calibrated: 2/16/2012
- Sensor-Surface: 2.5mm (Mechanical Surface Detection (Locations From Previous Scan Used)), Sensor-Surface: 2.5mm (Mechanical Surface Detection)
- Phantom: SAM v5.0 (B); Type: QD000P40CD; Serial: 1628

LHS/Tilt_QPSK_RB# 1, 0_Ch 23230/Area Scan (7x11x1): Measurement grid: dx=15mm, dy=15mm

[Info: Interpolated medium parameters used for SAR evaluation.](#)

Maximum value of SAR (measured) = 0.304 mW/g

LHS/Tilt_QPSK_RB# 1, 0_Ch 23230/Zoom Scan (5x5x7)/Cube 0: Measurement grid: dx=8mm, dy=8mm, dz=5mm

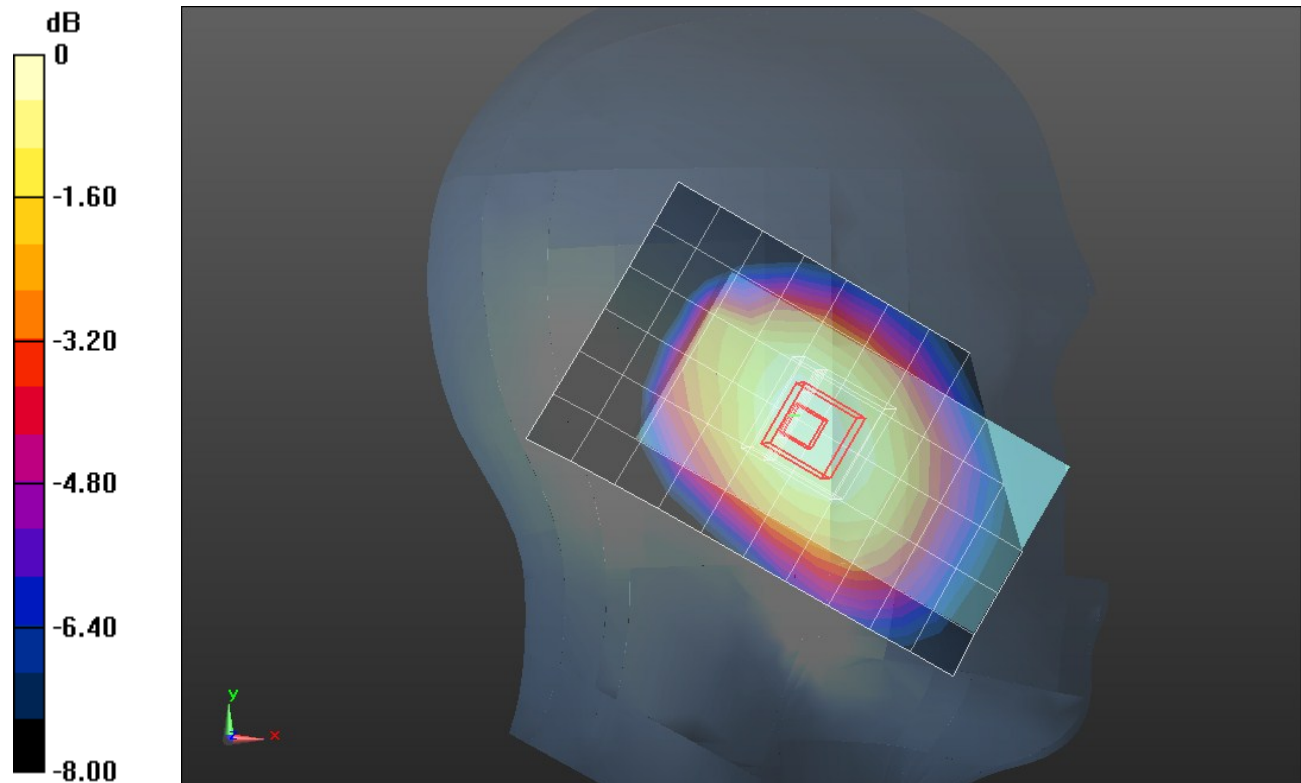
Reference Value = 18.618 V/m; Power Drift = 0.04 dB

Peak SAR (extrapolated) = 0.3430

SAR(1 g) = 0.276 mW/g; SAR(10 g) = 0.213 mW/g

[Info: Interpolated medium parameters used for SAR evaluation.](#)

Maximum value of SAR (measured) = 0.306 mW/g



0 dB = 0.310mW/g = -10.17 dB mW/g

LTE Band 13 (Primary Antenna)

Frequency: 782 MHz; Duty Cycle: 1:1; Room Ambient Temperature: 24.0°C; Liquid Temperature: 23.0°C
 Medium parameters used (interpolated): $f = 782 \text{ MHz}$; $\sigma = 0.893 \text{ mho/m}$; $\epsilon_r = 40.156$; $\rho = 1000 \text{ kg/m}^3$

DASY5 Configuration:

- Area Scan setting - Find Secondary Maximum Within: 2.0 dB and with a peak SAR value greater than 0.0012W/kg
- Electronics: DAE4 Sn1258; Calibrated: 3/8/2012
- Probe: EX3DV4 - SN3772; ConvF(9.01, 9.01, 9.01); Calibrated: 2/16/2012
- Sensor-Surface: 2.5mm (Mechanical Surface Detection (Locations From Previous Scan Used)), Sensor-Surface: 2.5mm (Mechanical Surface Detection)
- Phantom: SAM v5.0 (B); Type: QD000P40CD; Serial: 1628

LHS/Tilt_QPSK_RB# 1, 24_Ch 23230/Area Scan (7x11x1): Measurement grid: dx=15mm, dy=15mm

[Info: Interpolated medium parameters used for SAR evaluation.](#)

Maximum value of SAR (measured) = 0.289 mW/g

LHS/Tilt_QPSK_RB# 1, 24_Ch 23230/Zoom Scan (5x5x7)/Cube 0: Measurement grid: dx=8mm, dy=8mm, dz=5mm


Reference Value = 18.084 V/m; Power Drift = 0.02 dB

Peak SAR (extrapolated) = 0.3240

SAR(1 g) = 0.261 mW/g; SAR(10 g) = 0.200 mW/g

[Info: Interpolated medium parameters used for SAR evaluation.](#)

Maximum value of SAR (measured) = 0.291 mW/g



0 dB = 0.290mW/g = -10.75 dB mW/g

LTE Band 13 (Primary Antenna)

Frequency: 782 MHz; Duty Cycle: 1:1; Room Ambient Temperature: 24.0°C; Liquid Temperature: 23.0°C
 Medium parameters used (interpolated): $f = 782 \text{ MHz}$; $\sigma = 0.893 \text{ mho/m}$; $\epsilon_r = 40.156$; $\rho = 1000 \text{ kg/m}^3$

DASY5 Configuration:

- Area Scan setting - Find Secondary Maximum Within: 2.0 dB and with a peak SAR value greater than 0.0012W/kg
- Electronics: DAE4 Sn1258; Calibrated: 3/8/2012
- Probe: EX3DV4 - SN3772; ConvF(9.01, 9.01, 9.01); Calibrated: 2/16/2012
- Sensor-Surface: 2.5mm (Mechanical Surface Detection (Locations From Previous Scan Used)), Sensor-Surface: 2.5mm (Mechanical Surface Detection)
- Phantom: SAM v5.0 (B); Type: QD000P40CD; Serial: 1628

LHS/Tilt_QPSK_RB# 1, 49_Ch 23230/Area Scan (7x11x1): Measurement grid: dx=15mm, dy=15mm

[Info: Interpolated medium parameters used for SAR evaluation.](#)

Maximum value of SAR (measured) = 0.315 mW/g

LHS/Tilt_QPSK_RB# 1, 49_Ch 23230/Zoom Scan (5x5x7)/Cube 0: Measurement grid: dx=8mm, dy=8mm, dz=5mm


Reference Value = 18.933 V/m; Power Drift = 0.00048 dB

Peak SAR (extrapolated) = 0.3570

SAR(1 g) = 0.286 mW/g; SAR(10 g) = 0.219 mW/g

[Info: Interpolated medium parameters used for SAR evaluation.](#)

Maximum value of SAR (measured) = 0.319 mW/g



0 dB = 0.320mW/g = -9.90 dB mW/g

LTE Band 13 (Primary Antenna)

Frequency: 782 MHz; Duty Cycle: 1:1; Room Ambient Temperature: 24.0°C; Liquid Temperature: 23.0°C
 Medium parameters used (interpolated): $f = 782 \text{ MHz}$; $\sigma = 0.893 \text{ mho/m}$; $\epsilon_r = 40.156$; $\rho = 1000 \text{ kg/m}^3$

DASY5 Configuration:

- Area Scan setting - Find Secondary Maximum Within: 2.0 dB and with a peak SAR value greater than 0.0012W/kg
- Electronics: DAE4 Sn1258; Calibrated: 3/8/2012
- Probe: EX3DV4 - SN3772; ConvF(9.01, 9.01, 9.01); Calibrated: 2/16/2012
- Sensor-Surface: 2.5mm (Mechanical Surface Detection (Locations From Previous Scan Used)), Sensor-Surface: 2.5mm (Mechanical Surface Detection)
- Phantom: SAM v5.0 (B); Type: QD000P40CD; Serial: 1628

LHS/Tilt_QPSK_RB# 25, 0_Ch 23230/Area Scan (7x11x1): Measurement grid: dx=15mm, dy=15mm

[Info: Interpolated medium parameters used for SAR evaluation.](#)

Maximum value of SAR (measured) = 0.251 mW/g

LHS/Tilt_QPSK_RB# 25, 0_Ch 23230/Zoom Scan (5x5x7)/Cube 0: Measurement grid: dx=8mm, dy=8mm, dz=5mm


Reference Value = 16.874 V/m; Power Drift = 0.0065 dB

Peak SAR (extrapolated) = 0.2800

SAR(1 g) = 0.225 mW/g; SAR(10 g) = 0.174 mW/g

[Info: Interpolated medium parameters used for SAR evaluation.](#)

Maximum value of SAR (measured) = 0.250 mW/g



0 dB = 0.250mW/g = -12.04 dB mW/g

LTE Band 13 (Primary Antenna)

Frequency: 782 MHz; Duty Cycle: 1:1; Room Ambient Temperature: 24.0°C; Liquid Temperature: 23.0°C
 Medium parameters used (interpolated): $f = 782 \text{ MHz}$; $\sigma = 0.893 \text{ mho/m}$; $\epsilon_r = 40.156$; $\rho = 1000 \text{ kg/m}^3$

DASY5 Configuration:

- Area Scan setting - Find Secondary Maximum Within: 2.0 dB and with a peak SAR value greater than 0.0012W/kg
- Electronics: DAE4 Sn1258; Calibrated: 3/8/2012
- Probe: EX3DV4 - SN3772; ConvF(9.01, 9.01, 9.01); Calibrated: 2/16/2012
- Sensor-Surface: 2.5mm (Mechanical Surface Detection (Locations From Previous Scan Used)), Sensor-Surface: 2.5mm (Mechanical Surface Detection)
- Phantom: SAM v5.0 (B); Type: QD000P40CD; Serial: 1628

LHS/Tilt_QPSK_RB# 25,12_Ch 23230/Area Scan (7x11x1): Measurement grid: dx=15mm, dy=15mm

[Info: Interpolated medium parameters used for SAR evaluation.](#)

Maximum value of SAR (measured) = 0.271 mW/g

LHS/Tilt_QPSK_RB# 25,12_Ch 23230/Zoom Scan (5x5x7)/Cube 0: Measurement grid: dx=8mm, dy=8mm, dz=5mm


Reference Value = 17.603 V/m; Power Drift = 0.08 dB

Peak SAR (extrapolated) = 0.3150

SAR(1 g) = 0.251 mW/g; SAR(10 g) = 0.191 mW/g

[Info: Interpolated medium parameters used for SAR evaluation.](#)

Maximum value of SAR (measured) = 0.280 mW/g



0 dB = 0.280mW/g = -11.06 dB mW/g

LTE Band 13 (Primary Antenna)

Frequency: 782 MHz; Duty Cycle: 1:1; Room Ambient Temperature: 24.0°C; Liquid Temperature: 23.0°C
 Medium parameters used (interpolated): $f = 782 \text{ MHz}$; $\sigma = 0.893 \text{ mho/m}$; $\epsilon_r = 40.156$; $\rho = 1000 \text{ kg/m}^3$

DASY5 Configuration:

- Area Scan setting - Find Secondary Maximum Within: 2.0 dB and with a peak SAR value greater than 0.0012W/kg
- Electronics: DAE4 Sn1258; Calibrated: 3/8/2012
- Probe: EX3DV4 - SN3772; ConvF(9.01, 9.01, 9.01); Calibrated: 2/16/2012
- Sensor-Surface: 2.5mm (Mechanical Surface Detection (Locations From Previous Scan Used)), Sensor-Surface: 2.5mm (Mechanical Surface Detection)
- Phantom: SAM v5.0 (B); Type: QD000P40CD; Serial: 1628

LHS/Tilt_QPSK_RB# 25, 24_Ch 23230/Area Scan (7x11x1): Measurement grid: dx=15mm, dy=15mm

[Info: Interpolated medium parameters used for SAR evaluation.](#)

Maximum value of SAR (measured) = 0.280 mW/g

LHS/Tilt_QPSK_RB# 25, 24_Ch 23230/Zoom Scan (5x5x7)/Cube 0: Measurement grid: dx=8mm, dy=8mm, dz=5mm


Reference Value = 17.793 V/m; Power Drift = 0.0039 dB

Peak SAR (extrapolated) = 0.3190

SAR(1 g) = 0.253 mW/g; SAR(10 g) = 0.192 mW/g

[Info: Interpolated medium parameters used for SAR evaluation.](#)

Maximum value of SAR (measured) = 0.286 mW/g



0 dB = 0.290mW/g = -10.75 dB mW/g

LTE Band 13 (Primary Antenna)

Frequency: 782 MHz; Duty Cycle: 1:1; Room Ambient Temperature: 24.0°C; Liquid Temperature: 23.0°C
 Medium parameters used (interpolated): $f = 782 \text{ MHz}$; $\sigma = 0.893 \text{ mho/m}$; $\epsilon_r = 40.156$; $\rho = 1000 \text{ kg/m}^3$

DASY5 Configuration:

- Area Scan setting - Find Secondary Maximum Within: 2.0 dB and with a peak SAR value greater than 0.0012W/kg
- Electronics: DAE4 Sn1258; Calibrated: 3/8/2012
- Probe: EX3DV4 - SN3772; ConvF(9.01, 9.01, 9.01); Calibrated: 2/16/2012
- Sensor-Surface: 2.5mm (Mechanical Surface Detection (Locations From Previous Scan Used)), Sensor-Surface: 2.5mm (Mechanical Surface Detection)
- Phantom: SAM v5.0 (B); Type: QD000P40CD; Serial: 1628

LHS/Tilt_QPSK_RB# 50, 0_Ch 23230/Area Scan (7x11x1): Measurement grid: dx=15mm, dy=15mm

[Info: Interpolated medium parameters used for SAR evaluation.](#)

Maximum value of SAR (measured) = 0.278 mW/g

LHS/Tilt_QPSK_RB# 50, 0_Ch 23230/Zoom Scan (5x5x7)/Cube 0: Measurement grid: dx=8mm, dy=8mm, dz=5mm


Reference Value = 17.614 V/m; Power Drift = 0.06 dB

Peak SAR (extrapolated) = 0.3160

SAR(1 g) = 0.252 mW/g; SAR(10 g) = 0.191 mW/g

[Info: Interpolated medium parameters used for SAR evaluation.](#)

Maximum value of SAR (measured) = 0.284 mW/g



0 dB = 0.280mW/g = -11.06 dB mW/g

LTE Band 13 (Primary Antenna)

Frequency: 782 MHz; Duty Cycle: 1:1; Room Ambient Temperature: 24.0°C; Liquid Temperature: 23.0°C
 Medium parameters used (interpolated): $f = 782 \text{ MHz}$; $\sigma = 0.893 \text{ mho/m}$; $\epsilon_r = 40.156$; $\rho = 1000 \text{ kg/m}^3$

DASY5 Configuration:

- Area Scan setting - Find Secondary Maximum Within: 2.0 dB and with a peak SAR value greater than 0.0012W/kg
- Electronics: DAE4 Sn1258; Calibrated: 3/8/2012
- Probe: EX3DV4 - SN3772; ConvF(9.01, 9.01, 9.01); Calibrated: 2/16/2012
- Sensor-Surface: 2.5mm (Mechanical Surface Detection)
- Phantom: SAM v5.0 (B); Type: QD000P40CD; Serial: 1628

RHS/Touch_QPSK_RB# 1,0_Ch 23230Area Scan (7x11x1): Measurement grid: dx=15mm, dy=15mm

[Info: Interpolated medium parameters used for SAR evaluation.](#)

Maximum value of SAR (measured) = 0.314 mW/g

RHS/Touch_QPSK_RB# 1,0_Ch 23230/Zoom Scan (5x5x7)/Cube 0: Measurement grid: dx=8mm, dy=8mm, dz=5mm

Reference Value = 19.099 V/m; Power Drift = -0.02 dB

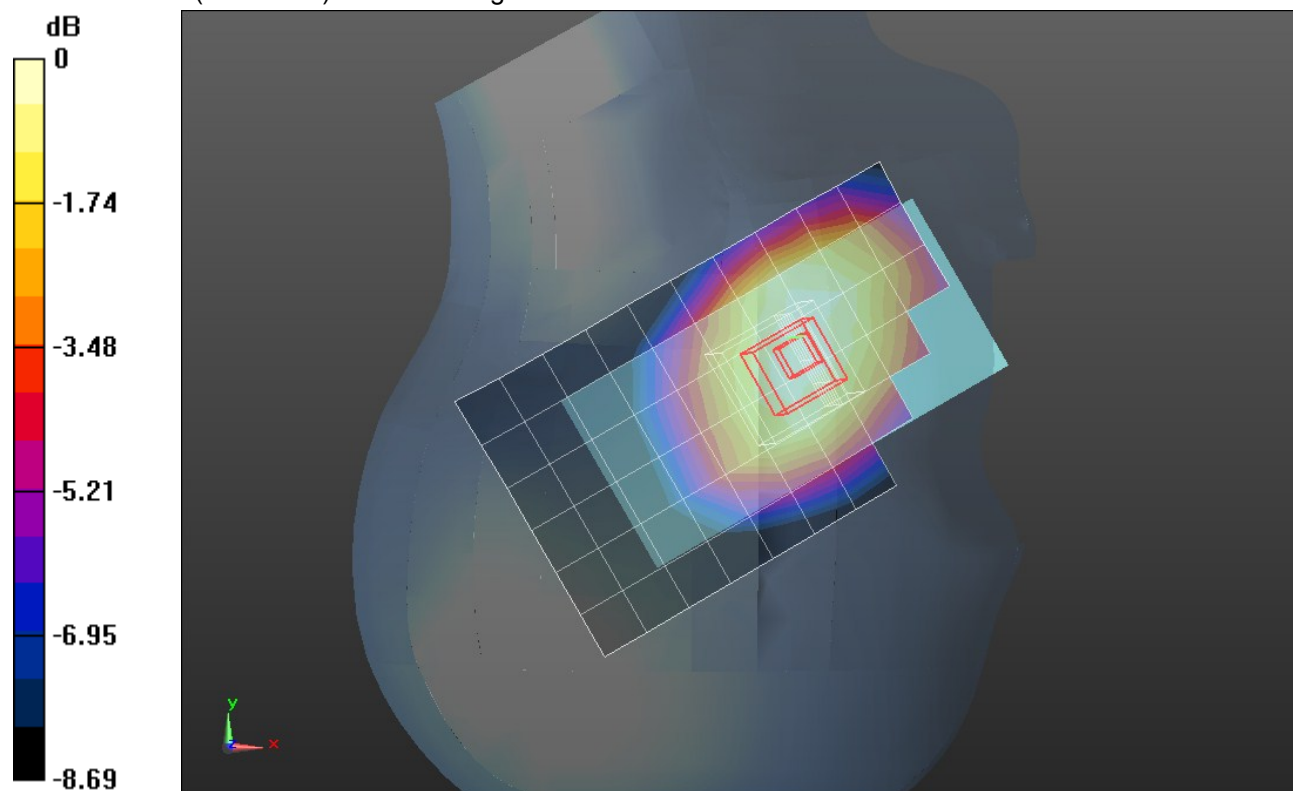
Peak SAR (extrapolated) = 0.3600

SAR(1 g) = 0.286 mW/g; SAR(10 g) = 0.218 mW/g

SAR(1 g) = 0.286 mW/g; SAR(10 g) = 0.218 mW/g

[Info: Interpolated medium parameters used for SAR evaluation.](#)

Maximum value of SAR (measured) = 0.319 mW/g



0 dB = 0.320mW/g = -9.90 dB mW/g

LTE Band 13 (Primary Antenna)

Frequency: 782 MHz; Duty Cycle: 1:1; Room Ambient Temperature: 24.0°C; Liquid Temperature: 23.0°C
 Medium parameters used (interpolated): $f = 782 \text{ MHz}$; $\sigma = 0.893 \text{ mho/m}$; $\epsilon_r = 40.156$; $\rho = 1000 \text{ kg/m}^3$

DASY5 Configuration:

- Area Scan setting - Find Secondary Maximum Within: 2.0 dB and with a peak SAR value greater than 0.0012W/kg
- Electronics: DAE4 Sn1258; Calibrated: 3/8/2012
- Probe: EX3DV4 - SN3772; ConvF(9.01, 9.01, 9.01); Calibrated: 2/16/2012
- Sensor-Surface: 2.5mm (Mechanical Surface Detection (Locations From Previous Scan Used)), Sensor-Surface: 2.5mm (Mechanical Surface Detection)
- Phantom: SAM v5.0 (B); Type: QD000P40CD; Serial: 1628

RHS/Touch_QPSK_RB# 1,24_Ch 23230/Area Scan (7x11x1): Measurement grid: dx=15mm, dy=15mm

[Info: Interpolated medium parameters used for SAR evaluation.](#)

Maximum value of SAR (measured) = 0.381 mW/g

RHS/Touch_QPSK_RB# 1,24_Ch 23230/Zoom Scan (5x5x7)/Cube 0: Measurement grid: dx=8mm, dy=8mm, dz=5mm

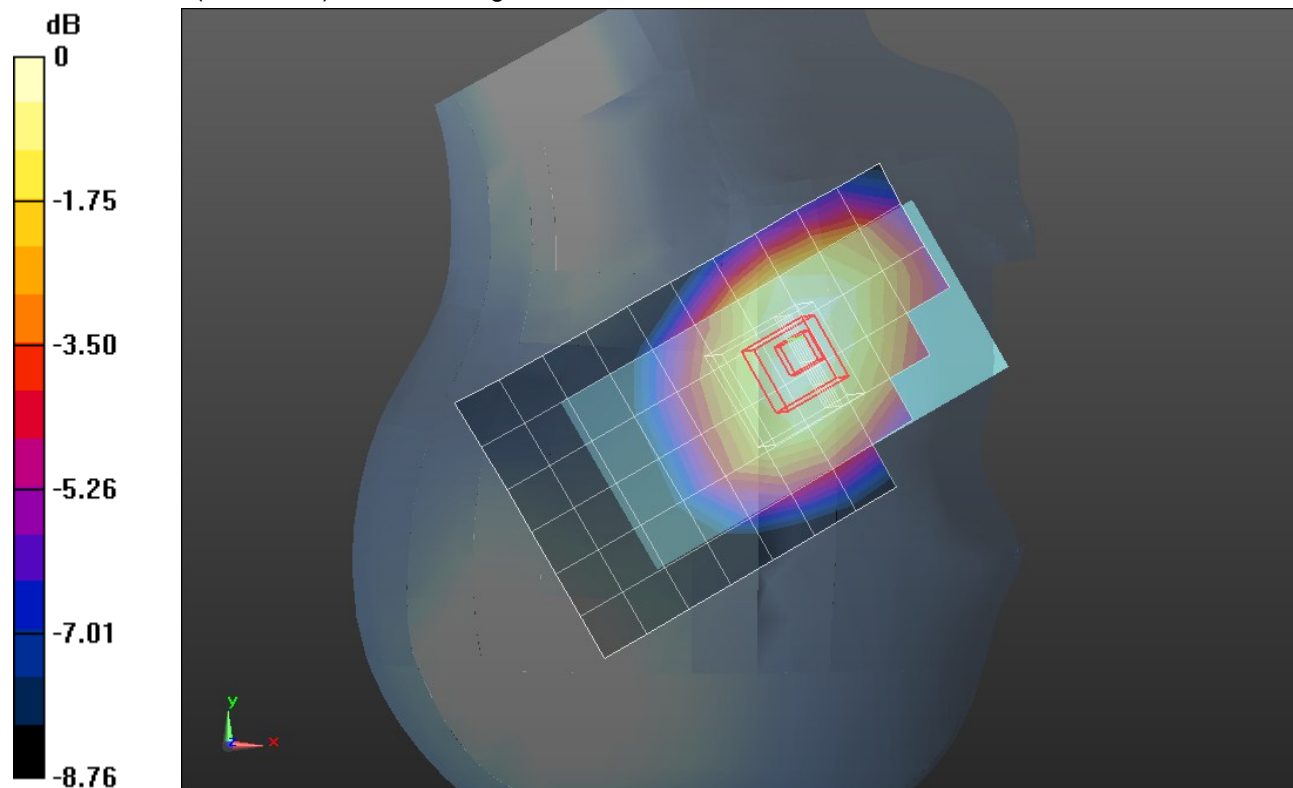
Reference Value = 20.844 V/m; Power Drift = 0.04 dB

Peak SAR (extrapolated) = 0.4360

SAR(1 g) = 0.347 mW/g; SAR(10 g) = 0.263 mW/g

[Info: Interpolated medium parameters used for SAR evaluation.](#)

Maximum value of SAR (measured) = 0.387 mW/g



0 dB = 0.390mW/g = -8.18 dB mW/g

LTE Band 13 (Primary Antenna)

Frequency: 782 MHz; Duty Cycle: 1:1; Room Ambient Temperature: 24.0°C; Liquid Temperature: 23.0°C
 Medium parameters used (interpolated): $f = 782 \text{ MHz}$; $\sigma = 0.893 \text{ mho/m}$; $\epsilon_r = 40.156$; $\rho = 1000 \text{ kg/m}^3$

DASY5 Configuration:

- Area Scan setting - Find Secondary Maximum Within: 2.0 dB and with a peak SAR value greater than 0.0012W/kg
- Electronics: DAE4 Sn1258; Calibrated: 3/8/2012
- Probe: EX3DV4 - SN3772; ConvF(9.01, 9.01, 9.01); Calibrated: 2/16/2012
- Sensor-Surface: 2.5mm (Mechanical Surface Detection (Locations From Previous Scan Used)), Sensor-Surface: 2.5mm (Mechanical Surface Detection)
- Phantom: SAM v5.0 (B); Type: QD000P40CD; Serial: 1628

RHS/Touch_QPSK_RB# 1,49_Ch 23230/Area Scan (7x11x1): Measurement grid: dx=15mm, dy=15mm

[Info: Interpolated medium parameters used for SAR evaluation.](#)

Maximum value of SAR (measured) = 0.408 mW/g

RHS/Touch_QPSK_RB# 1,49_Ch 23230/Zoom Scan (5x5x7)/Cube 0: Measurement grid: dx=8mm, dy=8mm, dz=5mm


Reference Value = 21.567 V/m; Power Drift = 0.09 dB

Peak SAR (extrapolated) = 0.4700

SAR(1 g) = 0.369 mW/g; SAR(10 g) = 0.279 mW/g

[Info: Interpolated medium parameters used for SAR evaluation.](#)

Maximum value of SAR (measured) = 0.412 mW/g



0 dB = 0.410mW/g = -7.74 dB mW/g

LTE Band 13 (Primary Antenna)

Frequency: 782 MHz; Duty Cycle: 1:1; Room Ambient Temperature: 24.0°C; Liquid Temperature: 23.0°C
 Medium parameters used (interpolated): $f = 782 \text{ MHz}$; $\sigma = 0.893 \text{ mho/m}$; $\epsilon_r = 40.156$; $\rho = 1000 \text{ kg/m}^3$

DASY5 Configuration:

- Area Scan setting - Find Secondary Maximum Within: 2.0 dB and with a peak SAR value greater than 0.0012W/kg
- Electronics: DAE4 Sn1258; Calibrated: 3/8/2012
- Probe: EX3DV4 - SN3772; ConvF(9.01, 9.01, 9.01); Calibrated: 2/16/2012
- Sensor-Surface: 2.5mm (Mechanical Surface Detection (Locations From Previous Scan Used)), Sensor-Surface: 2.5mm (Mechanical Surface Detection)
- Phantom: SAM v5.0 (B); Type: QD000P40CD; Serial: 1628

RHS/Touch_QPSK_RB# 25,0_Ch 23230Area Scan (7x11x1): Measurement grid: dx=15mm, dy=15mm

[Info: Interpolated medium parameters used for SAR evaluation.](#)

Maximum value of SAR (measured) = 0.327 mW/g

RHS/Touch_QPSK_RB# 25,0_Ch 23230/Zoom Scan (5x5x7)/Cube 0: Measurement grid: dx=8mm, dy=8mm, dz=5mm

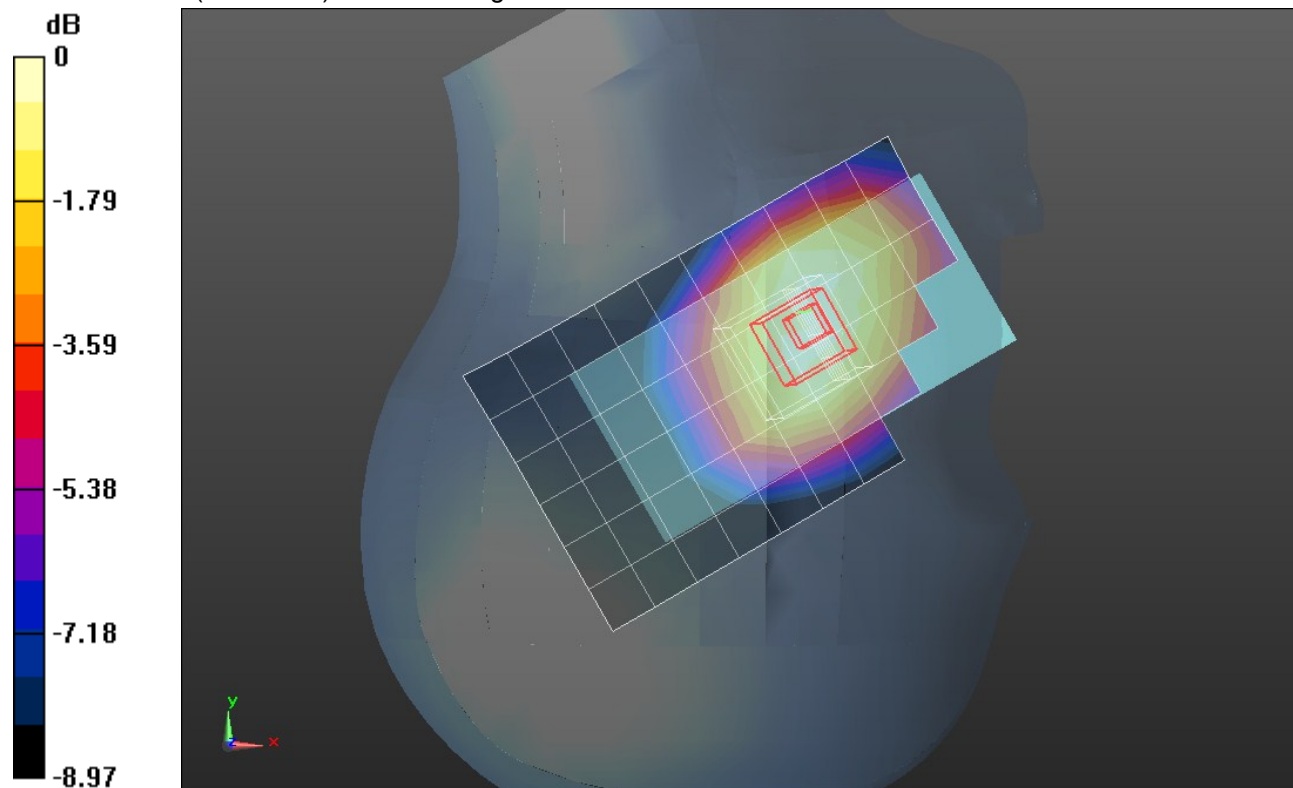
Reference Value = 19.331 V/m; Power Drift = 0.10 dB

Peak SAR (extrapolated) = 0.3790

SAR(1 g) = 0.303 mW/g; SAR(10 g) = 0.230 mW/g

[Info: Interpolated medium parameters used for SAR evaluation.](#)

Maximum value of SAR (measured) = 0.338 mW/g



0 dB = 0.340mW/g = -9.37 dB mW/g

LTE Band 13 (Primary Antenna)

Frequency: 782 MHz; Duty Cycle: 1:1; Room Ambient Temperature: 24.0°C; Liquid Temperature: 23.0°C
 Medium parameters used (interpolated): $f = 782 \text{ MHz}$; $\sigma = 0.893 \text{ mho/m}$; $\epsilon_r = 40.156$; $\rho = 1000 \text{ kg/m}^3$

DASY5 Configuration:

- Area Scan setting - Find Secondary Maximum Within: 2.0 dB and with a peak SAR value greater than 0.0012W/kg
- Electronics: DAE4 Sn1258; Calibrated: 3/8/2012
- Probe: EX3DV4 - SN3772; ConvF(9.01, 9.01, 9.01); Calibrated: 2/16/2012
- Sensor-Surface: 2.5mm (Mechanical Surface Detection (Locations From Previous Scan Used)), Sensor-Surface: 2.5mm (Mechanical Surface Detection)
- Phantom: SAM v5.0 (B); Type: QD000P40CD; Serial: 1628

RHS/Touch_QPSK_RB# 25,12_Ch 23230/Area Scan (7x11x1): Measurement grid: dx=15mm, dy=15mm

[Info: Interpolated medium parameters used for SAR evaluation.](#)

Maximum value of SAR (measured) = 0.336 mW/g

RHS/Touch_QPSK_RB# 25,12_Ch 23230/Zoom Scan (5x5x7)/Cube 0: Measurement grid:

dx=8mm, dy=8mm, dz=5mm

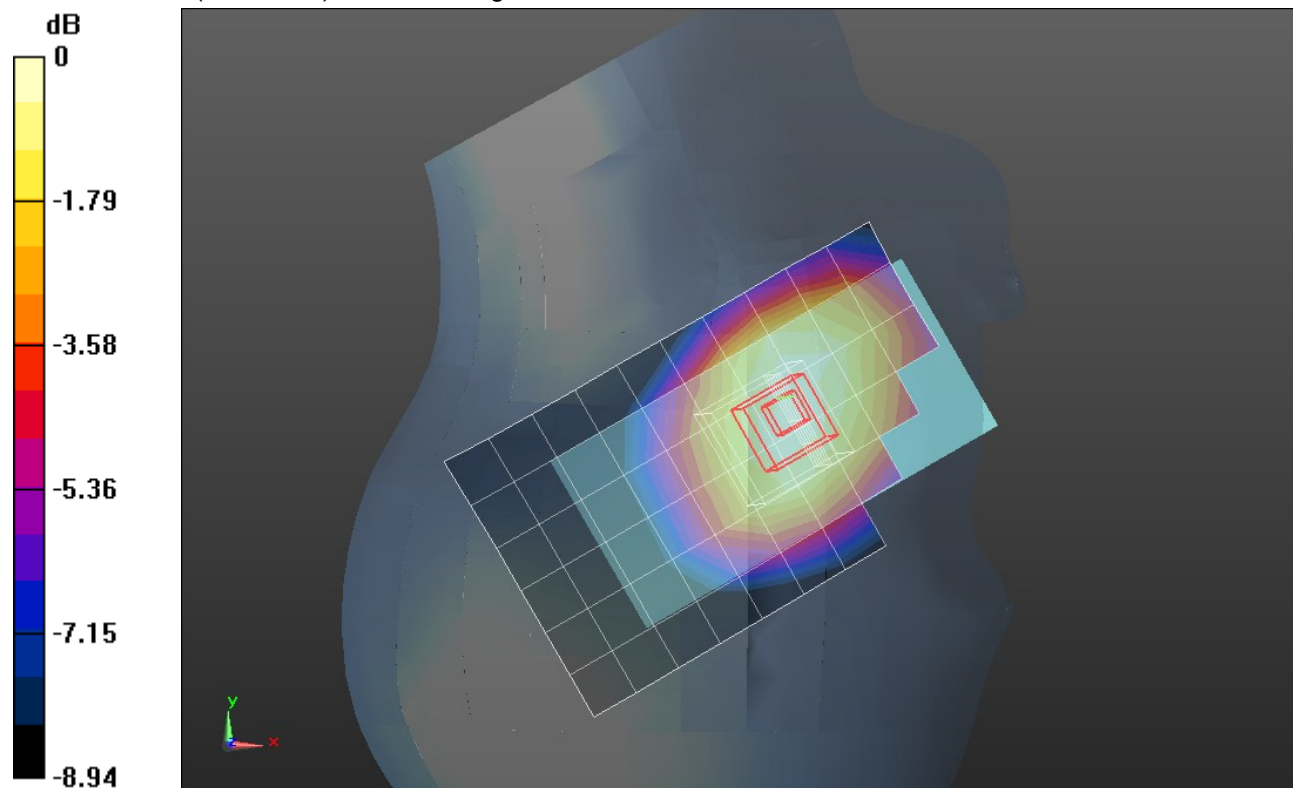
Reference Value = 19.618 V/m; Power Drift = 0.02 dB

Peak SAR (extrapolated) = 0.3840

SAR(1 g) = 0.305 mW/g; SAR(10 g) = 0.231 mW/g

[Info: Interpolated medium parameters used for SAR evaluation.](#)

Maximum value of SAR (measured) = 0.340 mW/g



0 dB = 0.340mW/g = -9.37 dB mW/g

LTE Band 13 (Primary Antenna)

Frequency: 782 MHz; Duty Cycle: 1:1; Room Ambient Temperature: 24.0°C; Liquid Temperature: 23.0°C
 Medium parameters used (interpolated): $f = 782 \text{ MHz}$; $\sigma = 0.893 \text{ mho/m}$; $\epsilon_r = 40.156$; $\rho = 1000 \text{ kg/m}^3$

DASY5 Configuration:

- Area Scan setting - Find Secondary Maximum Within: 2.0 dB and with a peak SAR value greater than 0.0012W/kg
- Electronics: DAE4 Sn1258; Calibrated: 3/8/2012
- Probe: EX3DV4 - SN3772; ConvF(9.01, 9.01, 9.01); Calibrated: 2/16/2012
- Sensor-Surface: 2.5mm (Mechanical Surface Detection (Locations From Previous Scan Used)), Sensor-Surface: 2.5mm (Mechanical Surface Detection)
- Phantom: SAM v5.0 (B); Type: QD000P40CD; Serial: 1628

RHS/Touch_QPSK_RB# 25,24_Ch 23230/Area Scan (7x11x1): Measurement grid: dx=15mm, dy=15mm

[Info: Interpolated medium parameters used for SAR evaluation.](#)

Maximum value of SAR (measured) = 0.345 mW/g

RHS/Touch_QPSK_RB# 25,24_Ch 23230/Zoom Scan (5x5x7)/Cube 0: Measurement grid:

dx=8mm, dy=8mm, dz=5mm

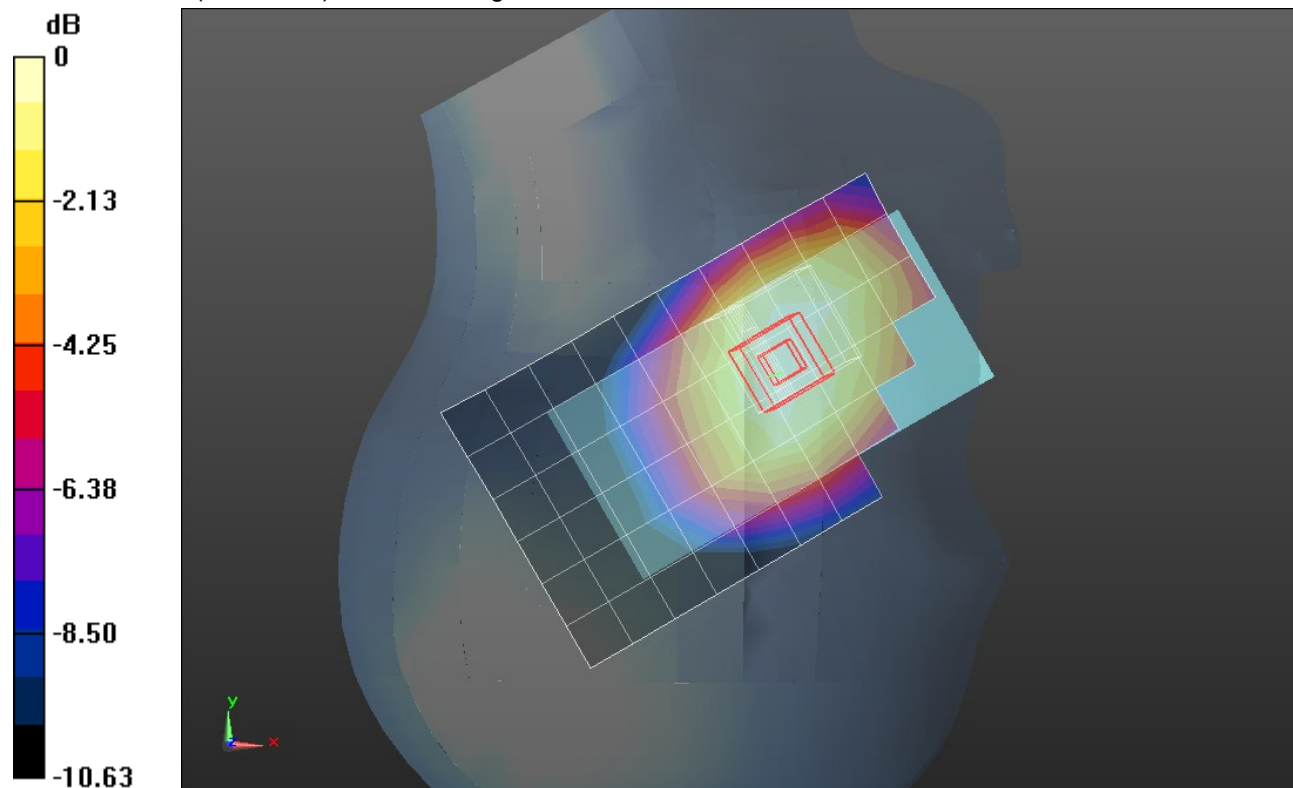
Reference Value = 19.851 V/m; Power Drift = 0.02 dB

Peak SAR (extrapolated) = 0.3950

SAR(1 g) = 0.313 mW/g; SAR(10 g) = 0.236 mW/g

[Info: Interpolated medium parameters used for SAR evaluation.](#)

Maximum value of SAR (measured) = 0.350 mW/g



0 dB = 0.350mW/g = -9.12 dB mW/g

LTE Band 13 (Primary Antenna)

Frequency: 782 MHz; Duty Cycle: 1:1; Room Ambient Temperature: 24.0°C; Liquid Temperature: 23.0°C
 Medium parameters used (interpolated): $f = 782 \text{ MHz}$; $\sigma = 0.893 \text{ mho/m}$; $\epsilon_r = 40.156$; $\rho = 1000 \text{ kg/m}^3$

DASY5 Configuration:

- Area Scan setting - Find Secondary Maximum Within: 2.0 dB and with a peak SAR value greater than 0.0012W/kg
- Electronics: DAE4 Sn1258; Calibrated: 3/8/2012
- Probe: EX3DV4 - SN3772; ConvF(9.01, 9.01, 9.01); Calibrated: 2/16/2012
- Sensor-Surface: 2.5mm (Mechanical Surface Detection (Locations From Previous Scan Used)), Sensor-Surface: 2.5mm (Mechanical Surface Detection)
- Phantom: SAM v5.0 (B); Type: QD000P40CD; Serial: 1628

RHS/Touch_QPSK_RB# 50,0_Ch 23230/Area Scan (7x11x1): Measurement grid: dx=15mm, dy=15mm

[Info: Interpolated medium parameters used for SAR evaluation.](#)

Maximum value of SAR (measured) = 0.386 mW/g

RHS/Touch_QPSK_RB# 50,0_Ch 23230/Zoom Scan (5x5x7)/Cube 0: Measurement grid: dx=8mm, dy=8mm, dz=5mm

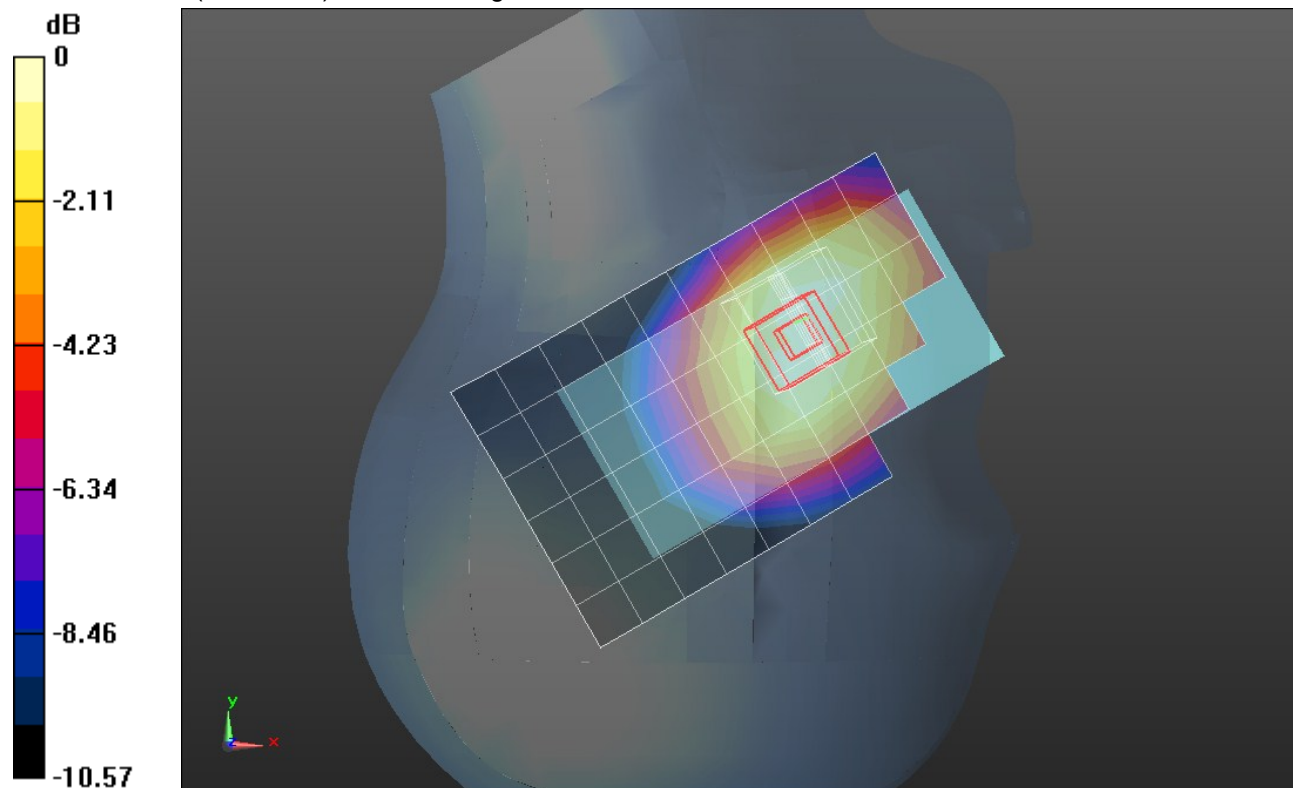
Reference Value = 21.078 V/m; Power Drift = 0.04 dB

Peak SAR (extrapolated) = 0.4470

SAR(1 g) = 0.343 mW/g; SAR(10 g) = 0.255 mW/g

[Info: Interpolated medium parameters used for SAR evaluation.](#)

Maximum value of SAR (measured) = 0.389 mW/g



0 dB = 0.390mW/g = -8.18 dB mW/g

LTE Band 13 (Primary Antenna)

Frequency: 782 MHz; Duty Cycle: 1:1; Room Ambient Temperature: 24.0°C; Liquid Temperature: 23.0°C
 Medium parameters used (interpolated): $f = 782 \text{ MHz}$; $\sigma = 0.893 \text{ mho/m}$; $\epsilon_r = 40.156$; $\rho = 1000 \text{ kg/m}^3$

DASY5 Configuration:

- Area Scan setting - Find Secondary Maximum Within: 2.0 dB and with a peak SAR value greater than 0.0012W/kg
- Electronics: DAE4 Sn1258; Calibrated: 3/8/2012
- Probe: EX3DV4 - SN3772; ConvF(9.01, 9.01, 9.01); Calibrated: 2/16/2012
- Sensor-Surface: 2.5mm (Mechanical Surface Detection (Locations From Previous Scan Used)), Sensor-Surface: 2.5mm (Mechanical Surface Detection)
- Phantom: SAM v5.0 (B); Type: QD000P40CD; Serial: 1628

RHS/Tilt_QPSK_RB# 1,0_Ch 23230/Area Scan (7x11x1): Measurement grid: dx=15mm, dy=15mm

[Info: Interpolated medium parameters used for SAR evaluation.](#)

Maximum value of SAR (measured) = 0.242 mW/g

RHS/Tilt_QPSK_RB# 1,0_Ch 23230/Zoom Scan (5x5x7)/Cube 0: Measurement grid: dx=8mm, dy=8mm, dz=5mm

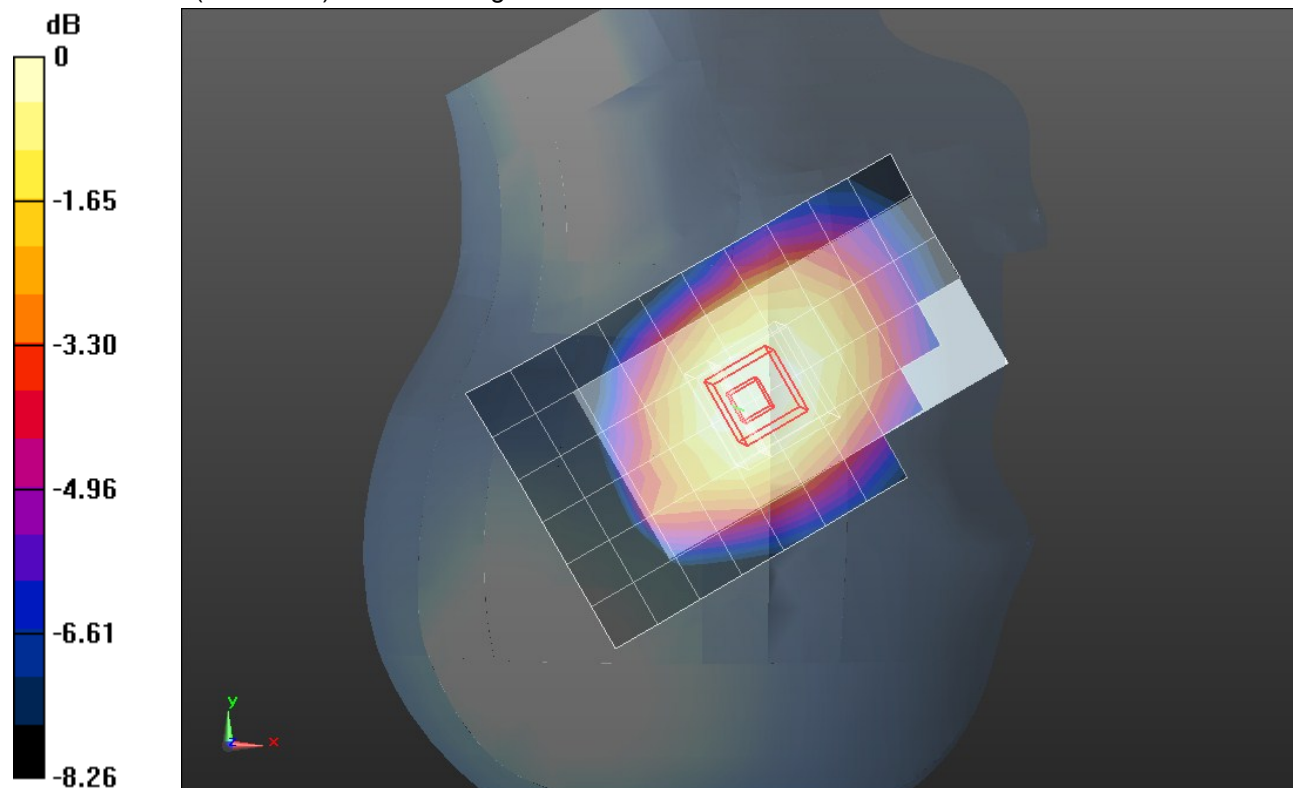
Reference Value = 16.703 V/m; Power Drift = -0.04 dB

Peak SAR (extrapolated) = 0.2680

SAR(1 g) = 0.216 mW/g; SAR(10 g) = 0.167 mW/g

[Info: Interpolated medium parameters used for SAR evaluation.](#)

Maximum value of SAR (measured) = 0.239 mW/g



0 dB = 0.240mW/g = -12.40 dB mW/g

LTE Band 13 (Primary Antenna)

Frequency: 782 MHz; Duty Cycle: 1:1; Room Ambient Temperature: 24.0°C; Liquid Temperature: 23.0°C
 Medium parameters used (interpolated): $f = 782 \text{ MHz}$; $\sigma = 0.893 \text{ mho/m}$; $\epsilon_r = 40.156$; $\rho = 1000 \text{ kg/m}^3$

DASY5 Configuration:

- Area Scan setting - Find Secondary Maximum Within: 2.0 dB and with a peak SAR value greater than 0.0012W/kg
- Electronics: DAE4 Sn1258; Calibrated: 3/8/2012
- Probe: EX3DV4 - SN3772; ConvF(9.01, 9.01, 9.01); Calibrated: 2/16/2012
- Sensor-Surface: 2.5mm (Mechanical Surface Detection (Locations From Previous Scan Used)), Sensor-Surface: 2.5mm (Mechanical Surface Detection)
- Phantom: SAM v5.0 (B); Type: QD000P40CD; Serial: 1628

RHS/Tilt_QPSK_RB# 1,24_Ch 23230/Area Scan (7x11x1): Measurement grid: dx=15mm, dy=15mm

[Info: Interpolated medium parameters used for SAR evaluation.](#)

Maximum value of SAR (measured) = 0.293 mW/g

RHS/Tilt_QPSK_RB# 1,24_Ch 23230/Zoom Scan (5x5x7)/Cube 0: Measurement grid: dx=8mm, dy=8mm, dz=5mm


Reference Value = 18.307 V/m; Power Drift = -0.002 dB

Peak SAR (extrapolated) = 0.3240

SAR(1 g) = 0.262 mW/g; SAR(10 g) = 0.202 mW/g

[Info: Interpolated medium parameters used for SAR evaluation.](#)

Maximum value of SAR (measured) = 0.290 mW/g



0 dB = 0.290mW/g = -10.75 dB mW/g

LTE Band 13 (Primary Antenna)

Frequency: 782 MHz; Duty Cycle: 1:1; Room Ambient Temperature: 24.0°C; Liquid Temperature: 23.0°C
 Medium parameters used (interpolated): $f = 782 \text{ MHz}$; $\sigma = 0.893 \text{ mho/m}$; $\epsilon_r = 40.156$; $\rho = 1000 \text{ kg/m}^3$

DASY5 Configuration:

- Area Scan setting - Find Secondary Maximum Within: 2.0 dB and with a peak SAR value greater than 0.0012W/kg
- Electronics: DAE4 Sn1258; Calibrated: 3/8/2012
- Probe: EX3DV4 - SN3772; ConvF(9.01, 9.01, 9.01); Calibrated: 2/16/2012
- Sensor-Surface: 2.5mm (Mechanical Surface Detection (Locations From Previous Scan Used)), Sensor-Surface: 2.5mm (Mechanical Surface Detection)
- Phantom: SAM v5.0 (B); Type: QD000P40CD; Serial: 1628

RHS/Tilt_QPSK_RB# 1,49_Ch 23230/Area Scan (7x11x1): Measurement grid: dx=15mm, dy=15mm

[Info: Interpolated medium parameters used for SAR evaluation.](#)

Maximum value of SAR (measured) = 0.305 mW/g

RHS/Tilt_QPSK_RB# 1,49_Ch 23230/Zoom Scan (5x5x7)/Cube 0: Measurement grid: dx=8mm, dy=8mm, dz=5mm

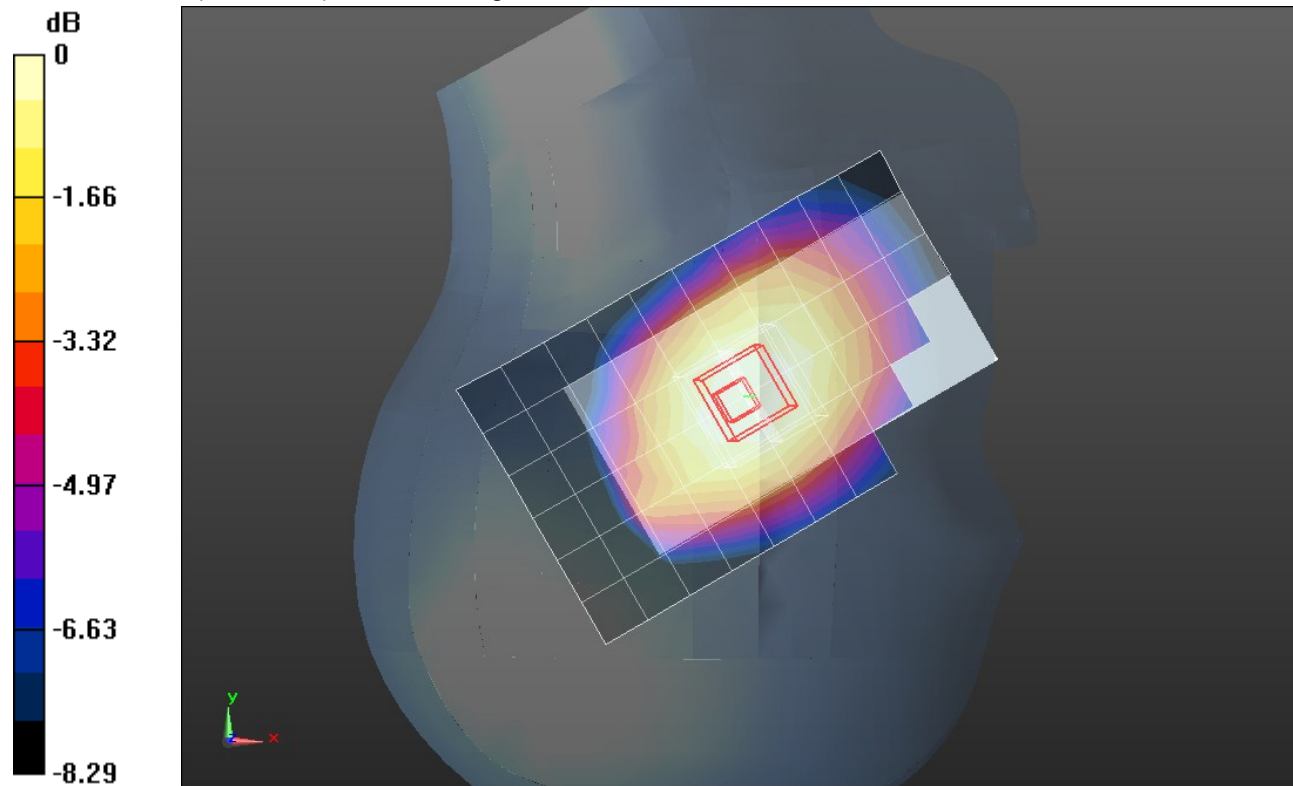
Reference Value = 18.765 V/m; Power Drift = -0.05 dB

Peak SAR (extrapolated) = 0.3380

SAR(1 g) = 0.273 mW/g; SAR(10 g) = 0.210 mW/g

[Info: Interpolated medium parameters used for SAR evaluation.](#)

Maximum value of SAR (measured) = 0.303 mW/g



0 dB = 0.300mW/g = -10.46 dB mW/g

LTE Band 13 (Primary Antenna)

Frequency: 782 MHz; Duty Cycle: 1:1; Room Ambient Temperature: 24.0°C; Liquid Temperature: 23.0°C
 Medium parameters used (interpolated): $f = 782 \text{ MHz}$; $\sigma = 0.893 \text{ mho/m}$; $\epsilon_r = 40.156$; $\rho = 1000 \text{ kg/m}^3$

DASY5 Configuration:

- Area Scan setting - Find Secondary Maximum Within: 2.0 dB and with a peak SAR value greater than 0.0012W/kg
- Electronics: DAE4 Sn1258; Calibrated: 3/8/2012
- Probe: EX3DV4 - SN3772; ConvF(9.01, 9.01, 9.01); Calibrated: 2/16/2012
- Sensor-Surface: 2.5mm (Mechanical Surface Detection (Locations From Previous Scan Used)), Sensor-Surface: 2.5mm (Mechanical Surface Detection)
- Phantom: SAM v5.0 (B); Type: QD000P40CD; Serial: 1628

RHS/Tilt_QPSK_RB# 25,0_Ch 23230/Area Scan (7x11x1): Measurement grid: dx=15mm, dy=15mm

[Info: Interpolated medium parameters used for SAR evaluation.](#)

Maximum value of SAR (measured) = 0.246 mW/g

RHS/Tilt_QPSK_RB# 25,0_Ch 23230/Zoom Scan (5x5x7)/Cube 0: Measurement grid: dx=8mm, dy=8mm, dz=5mm

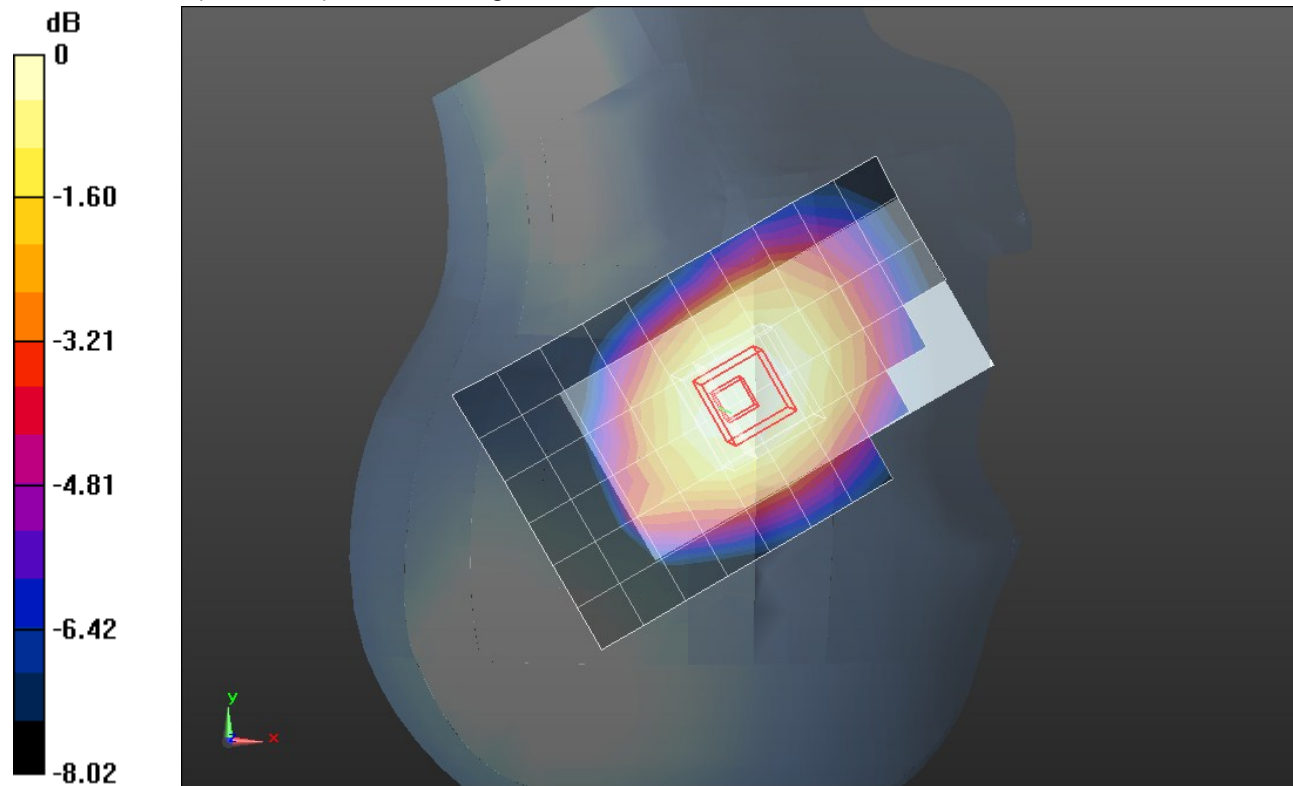
Reference Value = 16.796 V/m; Power Drift = -0.06 dB

Peak SAR (extrapolated) = 0.2690

SAR(1 g) = 0.217 mW/g; SAR(10 g) = 0.167 mW/g

[Info: Interpolated medium parameters used for SAR evaluation.](#)

Maximum value of SAR (measured) = 0.241 mW/g



0 dB = 0.240mW/g = -12.40 dB mW/g

LTE Band 13 (Primary Antenna)

Frequency: 782 MHz; Duty Cycle: 1:1; Room Ambient Temperature: 24.0°C; Liquid Temperature: 23.0°C
 Medium parameters used (interpolated): $f = 782 \text{ MHz}$; $\sigma = 0.893 \text{ mho/m}$; $\epsilon_r = 40.156$; $\rho = 1000 \text{ kg/m}^3$

DASY5 Configuration:

- Area Scan setting - Find Secondary Maximum Within: 2.0 dB and with a peak SAR value greater than 0.0012W/kg
- Electronics: DAE4 Sn1258; Calibrated: 3/8/2012
- Probe: EX3DV4 - SN3772; ConvF(9.01, 9.01, 9.01); Calibrated: 2/16/2012
- Sensor-Surface: 2.5mm (Mechanical Surface Detection (Locations From Previous Scan Used)), Sensor-Surface: 2.5mm (Mechanical Surface Detection)
- Phantom: SAM v5.0 (B); Type: QD000P40CD; Serial: 1628

RHS/Tilt_QPSK_RB# 25,12_Ch 23230/Area Scan (7x11x1): Measurement grid: dx=15mm, dy=15mm

[Info: Interpolated medium parameters used for SAR evaluation.](#)

Maximum value of SAR (measured) = 0.242 mW/g

RHS/Tilt_QPSK_RB# 25,12_Ch 23230/Zoom Scan (5x5x7)/Cube 0: Measurement grid: dx=8mm, dy=8mm, dz=5mm

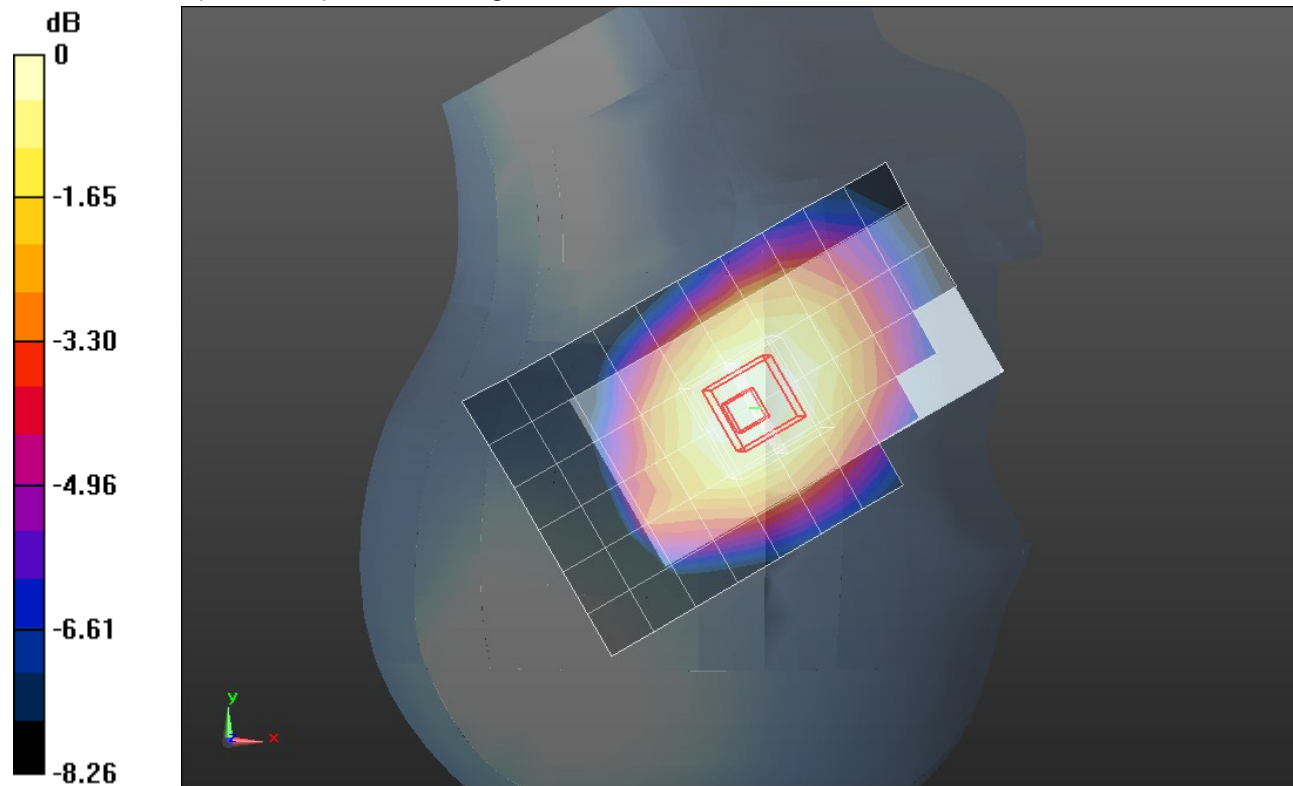
Reference Value = 16.657 V/m; Power Drift = 0.0022 dB

Peak SAR (extrapolated) = 0.2690

SAR(1 g) = 0.216 mW/g; SAR(10 g) = 0.167 mW/g

[Info: Interpolated medium parameters used for SAR evaluation.](#)

Maximum value of SAR (measured) = 0.240 mW/g



0 dB = 0.240mW/g = -12.40 dB mW/g

LTE Band 13 (Primary Antenna)

Frequency: 782 MHz; Duty Cycle: 1:1; Room Ambient Temperature: 24.0°C; Liquid Temperature: 23.0°C
 Medium parameters used (interpolated): $f = 782 \text{ MHz}$; $\sigma = 0.893 \text{ mho/m}$; $\epsilon_r = 40.156$; $\rho = 1000 \text{ kg/m}^3$

DASY5 Configuration:

- Area Scan setting - Find Secondary Maximum Within: 2.0 dB and with a peak SAR value greater than 0.0012W/kg
- Electronics: DAE4 Sn1258; Calibrated: 3/8/2012
- Probe: EX3DV4 - SN3772; ConvF(9.01, 9.01, 9.01); Calibrated: 2/16/2012
- Sensor-Surface: 2.5mm (Mechanical Surface Detection (Locations From Previous Scan Used)), Sensor-Surface: 2.5mm (Mechanical Surface Detection)
- Phantom: SAM v5.0 (B); Type: QD000P40CD; Serial: 1628

RHS/Tilt_QPSK_RB# 25,24_Ch 23230/Area Scan (7x11x1): Measurement grid: dx=15mm, dy=15mm

[Info: Interpolated medium parameters used for SAR evaluation.](#)

Maximum value of SAR (measured) = 0.251 mW/g

RHS/Tilt_QPSK_RB# 25,24_Ch 23230/Zoom Scan (5x5x7)/Cube 0: Measurement grid: dx=8mm, dy=8mm, dz=5mm


Reference Value = 16.936 V/m; Power Drift = -0.01 dB

Peak SAR (extrapolated) = 0.2780

SAR(1 g) = 0.223 mW/g; SAR(10 g) = 0.172 mW/g

[Info: Interpolated medium parameters used for SAR evaluation.](#)

Maximum value of SAR (measured) = 0.248 mW/g



0 dB = 0.250mW/g = -12.04 dB mW/g

LTE Band 13 (Primary Antenna)

Frequency: 782 MHz; Duty Cycle: 1:1; Room Ambient Temperature: 24.0°C; Liquid Temperature: 23.0°C
 Medium parameters used (interpolated): $f = 782 \text{ MHz}$; $\sigma = 0.893 \text{ mho/m}$; $\epsilon_r = 40.156$; $\rho = 1000 \text{ kg/m}^3$

DASY5 Configuration:

- Area Scan setting - Find Secondary Maximum Within: 2.0 dB and with a peak SAR value greater than 0.0012W/kg
- Electronics: DAE4 Sn1258; Calibrated: 3/8/2012
- Probe: EX3DV4 - SN3772; ConvF(9.01, 9.01, 9.01); Calibrated: 2/16/2012
- Sensor-Surface: 2.5mm (Mechanical Surface Detection (Locations From Previous Scan Used)), Sensor-Surface: 2.5mm (Mechanical Surface Detection)
- Phantom: SAM v5.0 (B); Type: QD000P40CD; Serial: 1628

RHS/Tilt_QPSK_RB# 50,0_Ch 23230/Area Scan (7x11x1): Measurement grid: dx=15mm, dy=15mm

[Info: Interpolated medium parameters used for SAR evaluation.](#)

Maximum value of SAR (measured) = 0.242 mW/g

RHS/Tilt_QPSK_RB# 50,0_Ch 23230/Zoom Scan (5x5x7)/Cube 0: Measurement grid: dx=8mm, dy=8mm, dz=5mm

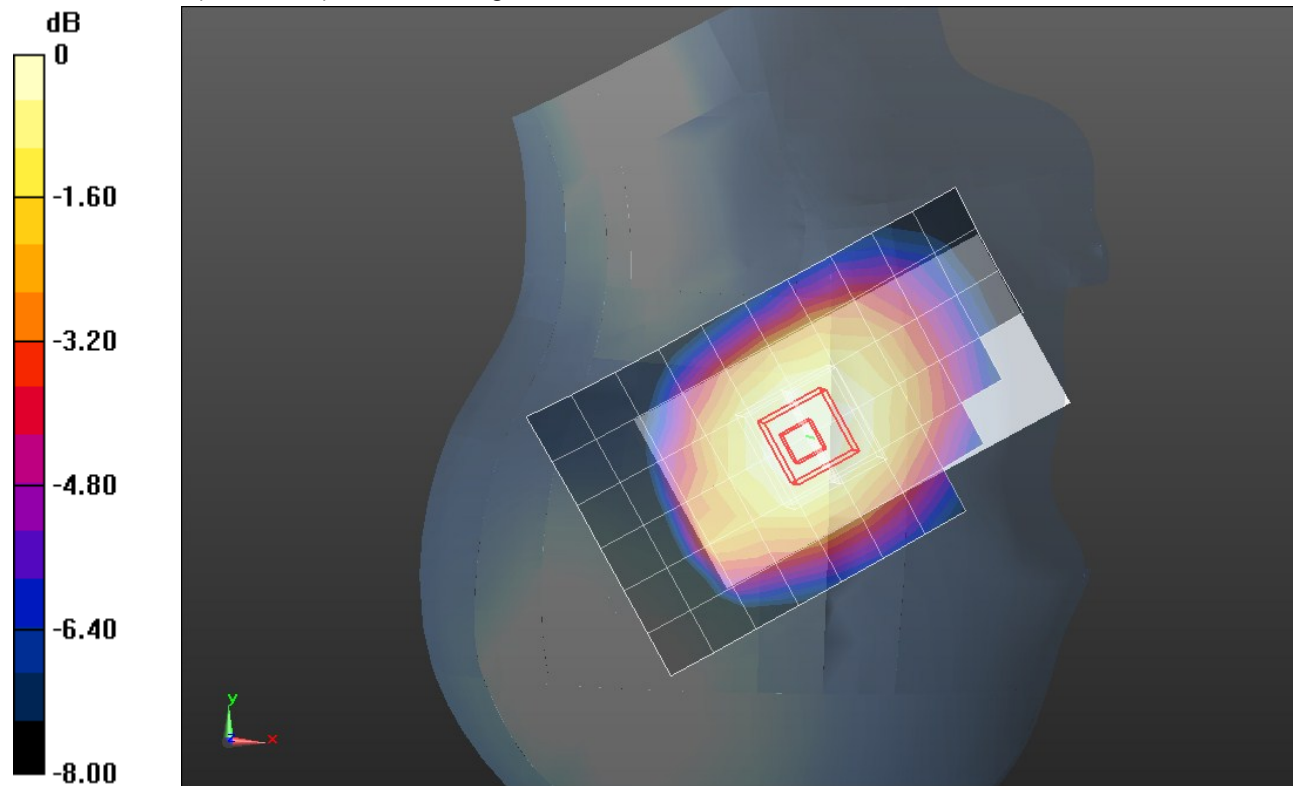
Reference Value = 16.526 V/m; Power Drift = -0.08 dB

Peak SAR (extrapolated) = 0.2650

SAR(1 g) = 0.212 mW/g; SAR(10 g) = 0.162 mW/g

[Info: Interpolated medium parameters used for SAR evaluation.](#)

Maximum value of SAR (measured) = 0.237 mW/g



0 dB = 0.240mW/g = -12.40 dB mW/g

LTE Band 13 (Secondary Antenna)

Frequency: 782 MHz; Duty Cycle: 1:1; Room Ambient Temperature: 24.0°C; Liquid Temperature: 23.0°C
 Medium parameters used (interpolated): $f = 782 \text{ MHz}$; $\sigma = 0.893 \text{ mho/m}$; $\epsilon_r = 40.156$; $\rho = 1000 \text{ kg/m}^3$

DASY5 Configuration:

- Area Scan setting - Find Secondary Maximum Within: 2.0 dB and with a peak SAR value greater than 0.0012W/kg
- Electronics: DAE4 Sn1258; Calibrated: 3/8/2012
- Probe: EX3DV4 - SN3772; ConvF(9.01, 9.01, 9.01); Calibrated: 2/16/2012
- Sensor-Surface: 2.5mm (Mechanical Surface Detection)
- Phantom: SAM v5.0 (B); Type: QD000P40CD; Serial: 1628

LHS/Touch_QPSK_RB# 1, 0_Ch 23230/Area Scan (7x11x1): Measurement grid: dx=15mm, dy=15mm

[Info: Interpolated medium parameters used for SAR evaluation.](#)

Maximum value of SAR (measured) = 0.695 mW/g

LHS/Touch_QPSK_RB# 1, 0_Ch 23230/Zoom Scan (5x5x7)/Cube 0: Measurement grid: dx=8mm, dy=8mm, dz=5mm

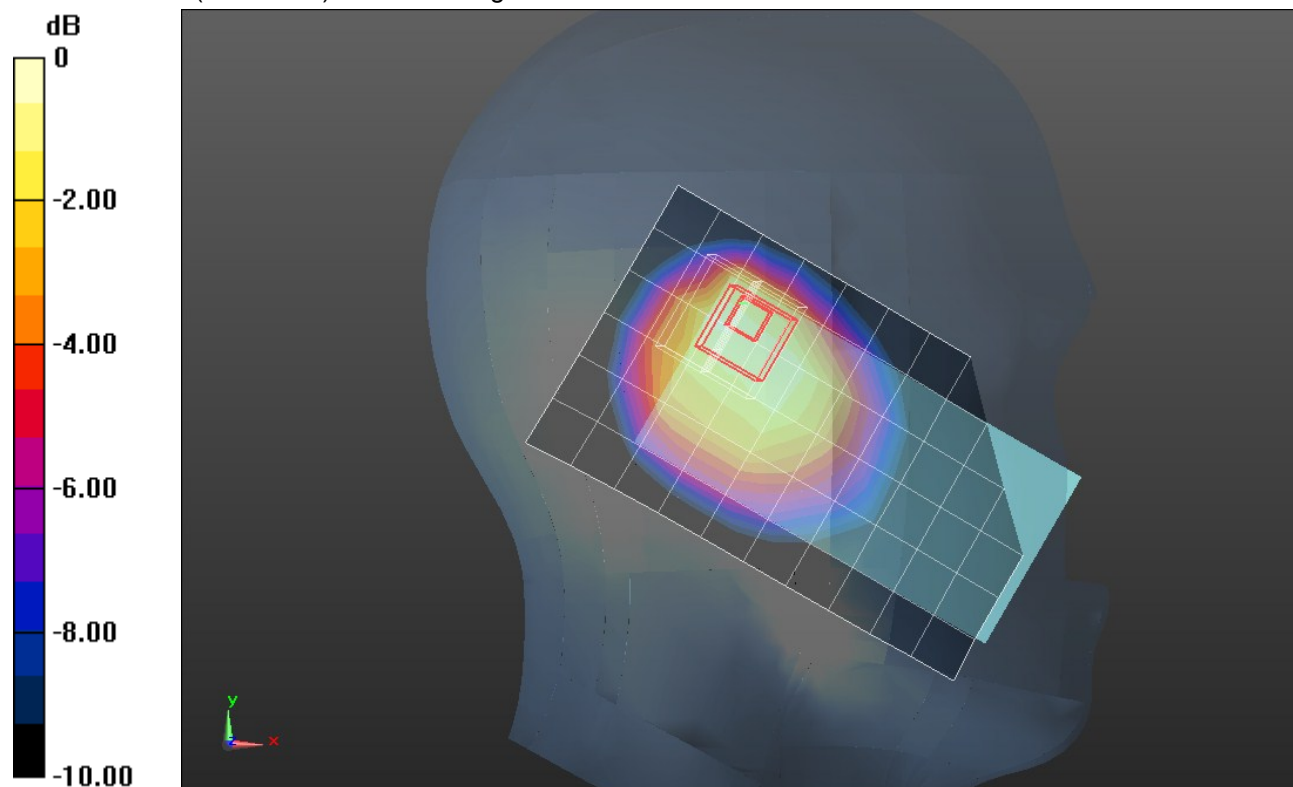
Reference Value = 28.388 V/m; Power Drift = -0.0061 dB

Peak SAR (extrapolated) = 1.1300

SAR(1 g) = 0.595 mW/g; SAR(10 g) = 0.370 mW/g

[Info: Interpolated medium parameters used for SAR evaluation.](#)

Maximum value of SAR (measured) = 0.775 mW/g



0 dB = 0.780mW/g = -2.16 dB mW/g

LTE Band 13 (Secondary Antenna)

Frequency: 782 MHz; Duty Cycle: 1:1; Room Ambient Temperature: 24.0°C; Liquid Temperature: 23.0°C
 Medium parameters used (interpolated): $f = 782 \text{ MHz}$; $\sigma = 0.893 \text{ mho/m}$; $\epsilon_r = 40.156$; $\rho = 1000 \text{ kg/m}^3$

DASY5 Configuration:

- Area Scan setting - Find Secondary Maximum Within: 2.0 dB and with a peak SAR value greater than 0.0012W/kg
- Electronics: DAE4 Sn1258; Calibrated: 3/8/2012
- Probe: EX3DV4 - SN3772; ConvF(9.01, 9.01, 9.01); Calibrated: 2/16/2012
- Sensor-Surface: 2.5mm (Mechanical Surface Detection (Locations From Previous Scan Used)), Sensor-Surface: 2.5mm (Mechanical Surface Detection)
- Phantom: SAM v5.0 (B); Type: QD000P40CD; Serial: 1628

LHS/Touch_QPSK_RB# 1, 24_Ch 23230/Area Scan (7x11x1): Measurement grid: dx=15mm, dy=15mm

[Info: Interpolated medium parameters used for SAR evaluation.](#)

Maximum value of SAR (measured) = 0.720 mW/g

LHS/Touch_QPSK_RB# 1, 24_Ch 23230/Zoom Scan (5x5x7)/Cube 0: Measurement grid: dx=8mm, dy=8mm, dz=5mm

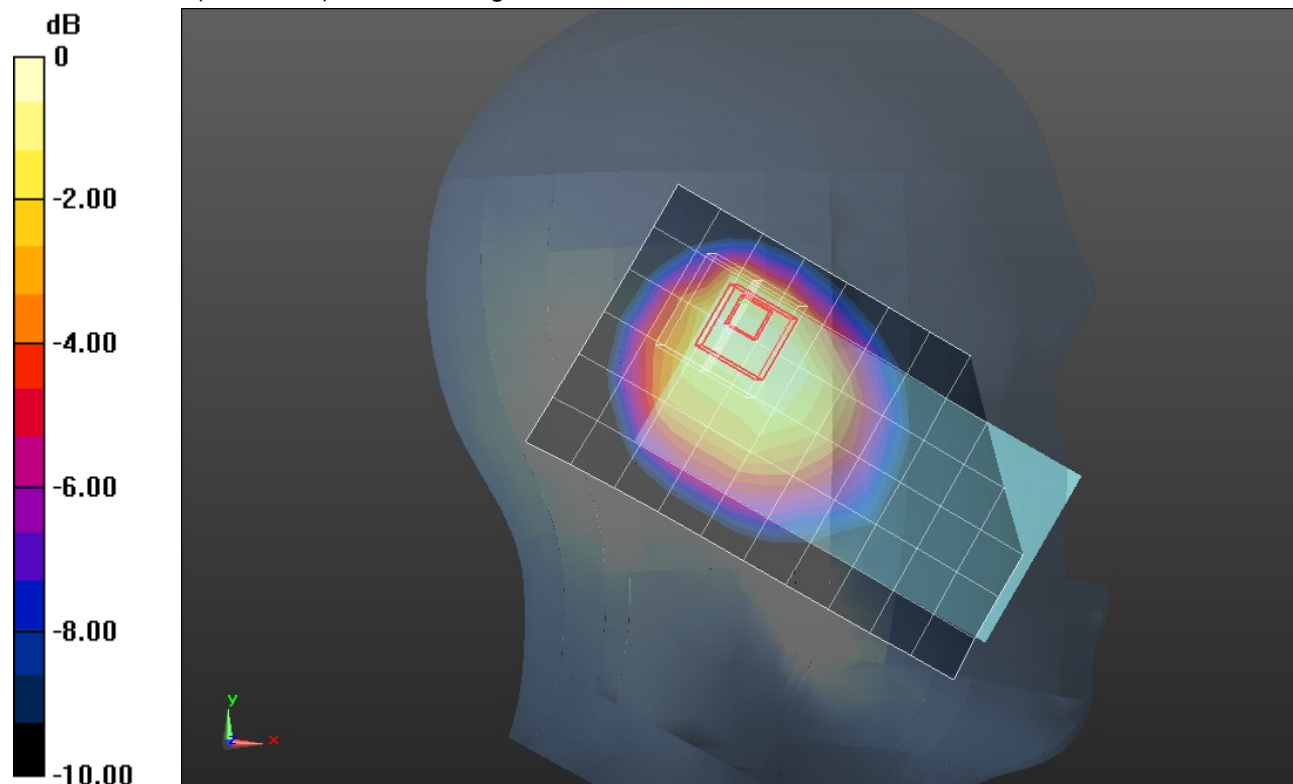
Reference Value = 28.812 V/m; Power Drift = -0.01 dB

Peak SAR (extrapolated) = 1.1640

SAR(1 g) = 0.616 mW/g; SAR(10 g) = 0.384 mW/g

[Info: Interpolated medium parameters used for SAR evaluation.](#)

Maximum value of SAR (measured) = 0.802 mW/g



0 dB = 0.800mW/g = -1.94 dB mW/g

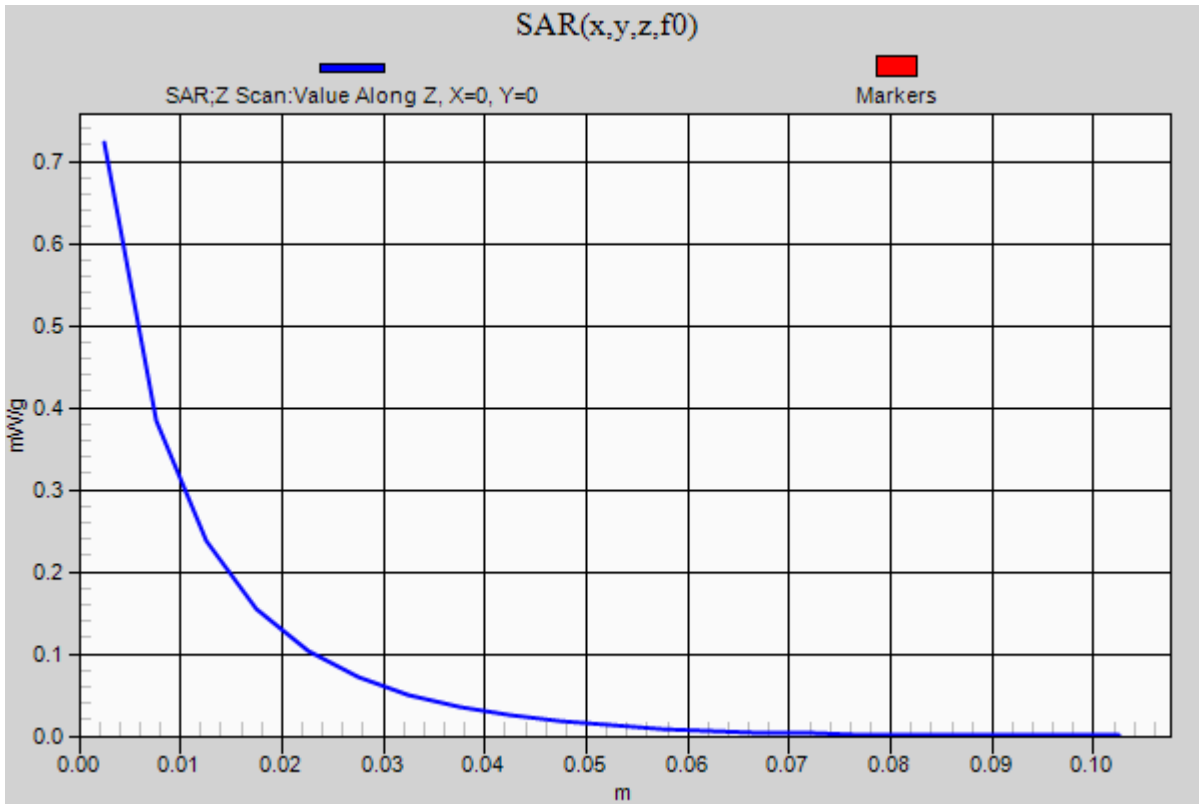
LTE Band 13 (Secondary Antenna)

Frequency: 782 MHz; Duty Cycle: 1:1

LHS/Touch_QPSK_RB# 1, 24_Ch 23230/Z Scan (1x1x21): Measurement grid: dx=20mm, dy=20mm, dz=5mm

Info: [Interpolated medium parameters used for SAR evaluation.](#)

Maximum value of SAR (measured) = 0.723 mW/g



LTE Band 13 (Secondary Antenna)

Frequency: 782 MHz; Duty Cycle: 1:1; Room Ambient Temperature: 24.0°C; Liquid Temperature: 23.0°C
 Medium parameters used (interpolated): $f = 782 \text{ MHz}$; $\sigma = 0.893 \text{ mho/m}$; $\epsilon_r = 40.156$; $\rho = 1000 \text{ kg/m}^3$

DASY5 Configuration:

- Area Scan setting - Find Secondary Maximum Within: 2.0 dB and with a peak SAR value greater than 0.0012W/kg
- Electronics: DAE4 Sn1258; Calibrated: 3/8/2012
- Probe: EX3DV4 - SN3772; ConvF(9.01, 9.01, 9.01); Calibrated: 2/16/2012
- Sensor-Surface: 2.5mm (Mechanical Surface Detection (Locations From Previous Scan Used)), Sensor-Surface: 2.5mm (Mechanical Surface Detection)
- Phantom: SAM v5.0 (B); Type: QD000P40CD; Serial: 1628

LHS/Touch_QPSK_RB# 1, 49_Ch 23230/Area Scan (7x11x1): Measurement grid: dx=15mm, dy=15mm

[Info: Interpolated medium parameters used for SAR evaluation.](#)

Maximum value of SAR (measured) = 0.643 mW/g

LHS/Touch_QPSK_RB# 1, 49_Ch 23230/Zoom Scan (5x5x7)/Cube 0: Measurement grid: dx=8mm, dy=8mm, dz=5mm

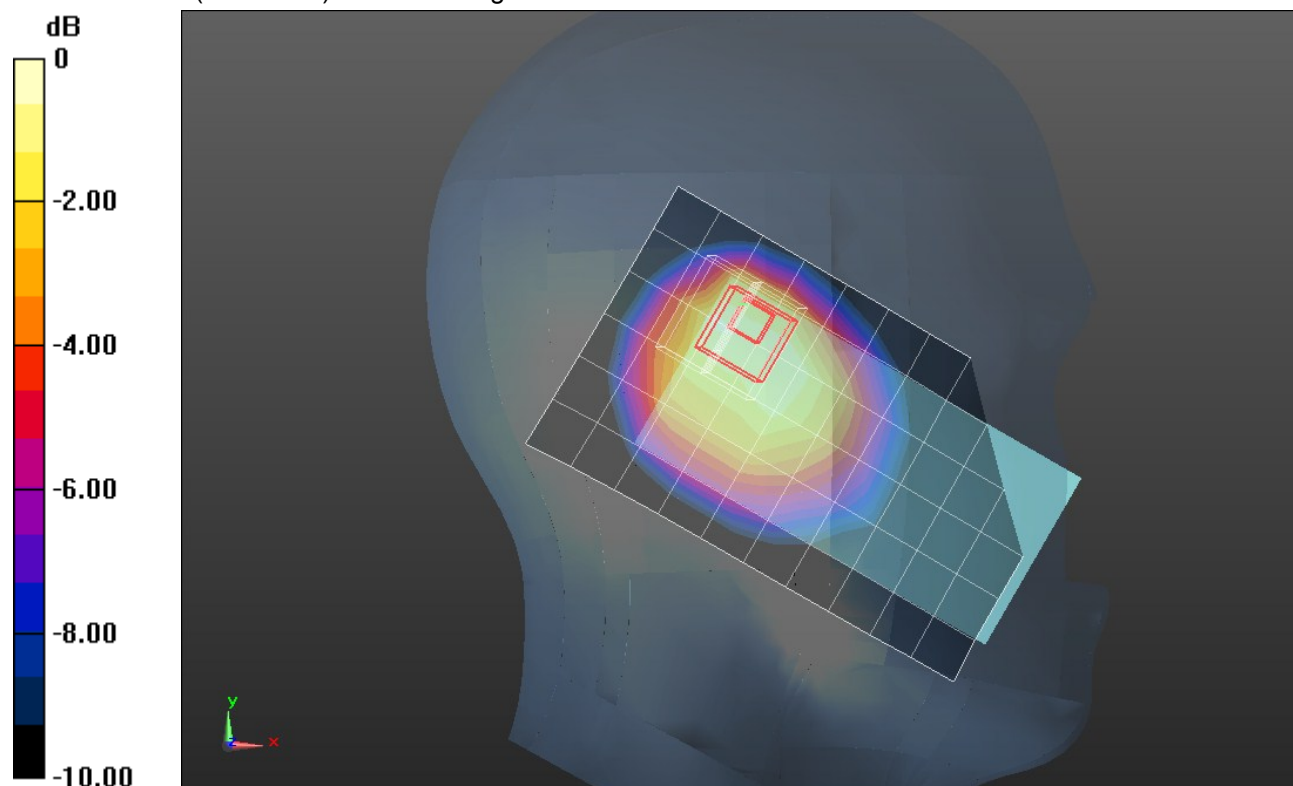
Reference Value = 27.286 V/m; Power Drift = 0.0027 dB

Peak SAR (extrapolated) = 1.0430

SAR(1 g) = 0.556 mW/g; SAR(10 g) = 0.346 mW/g

[Info: Interpolated medium parameters used for SAR evaluation.](#)

Maximum value of SAR (measured) = 0.720 mW/g



0 dB = 0.720mW/g = -2.85 dB mW/g

LTE Band 13 (Secondary Antenna)

Frequency: 782 MHz; Duty Cycle: 1:1; Room Ambient Temperature: 24.0°C; Liquid Temperature: 23.0°C
 Medium parameters used (interpolated): $f = 782 \text{ MHz}$; $\sigma = 0.893 \text{ mho/m}$; $\epsilon_r = 40.156$; $\rho = 1000 \text{ kg/m}^3$

DASY5 Configuration:

- Area Scan setting - Find Secondary Maximum Within: 2.0 dB and with a peak SAR value greater than 0.0012W/kg
- Electronics: DAE4 Sn1258; Calibrated: 3/8/2012
- Probe: EX3DV4 - SN3772; ConvF(9.01, 9.01, 9.01); Calibrated: 2/16/2012
- Sensor-Surface: 2.5mm (Mechanical Surface Detection (Locations From Previous Scan Used)), Sensor-Surface: 2.5mm (Mechanical Surface Detection)
- Phantom: SAM v5.0 (B); Type: QD000P40CD; Serial: 1628

LHS/Touch_QPSK_RB# 25, 0_Ch 23230/Area Scan (7x11x1): Measurement grid: dx=15mm, dy=15mm

[Info: Interpolated medium parameters used for SAR evaluation.](#)

Maximum value of SAR (measured) = 0.583 mW/g

LHS/Touch_QPSK_RB# 25, 0_Ch 23230/Zoom Scan (5x5x7)/Cube 0: Measurement grid: dx=8mm, dy=8mm, dz=5mm

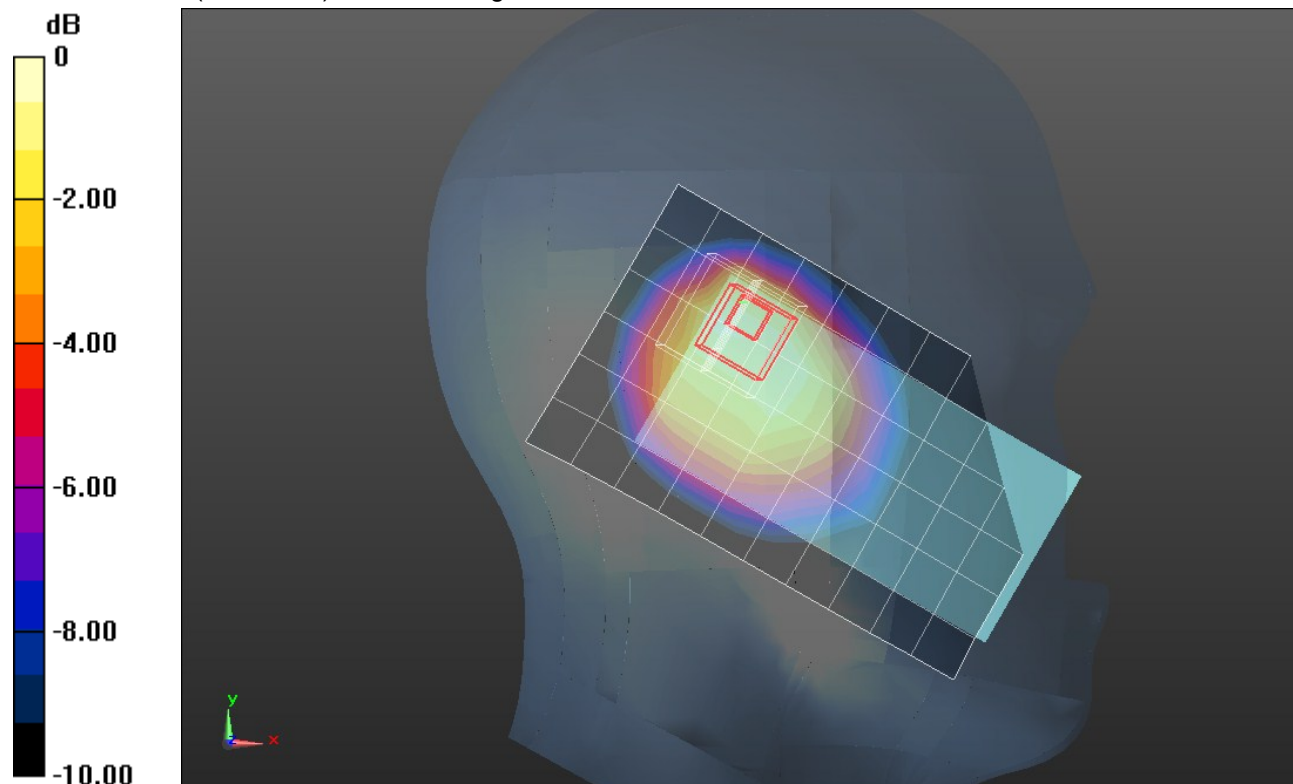
Reference Value = 25.841 V/m; Power Drift = -0.01 dB

Peak SAR (extrapolated) = 0.9400

SAR(1 g) = 0.496 mW/g; SAR(10 g) = 0.309 mW/g

[Info: Interpolated medium parameters used for SAR evaluation.](#)

Maximum value of SAR (measured) = 0.644 mW/g



0 dB = 0.640mW/g = -3.88 dB mW/g

LTE Band 13 (Secondary Antenna)

Frequency: 782 MHz; Duty Cycle: 1:1; Room Ambient Temperature: 24.0°C; Liquid Temperature: 23.0°C
 Medium parameters used (interpolated): $f = 782 \text{ MHz}$; $\sigma = 0.893 \text{ mho/m}$; $\epsilon_r = 40.156$; $\rho = 1000 \text{ kg/m}^3$

DASY5 Configuration:

- Area Scan setting - Find Secondary Maximum Within: 2.0 dB and with a peak SAR value greater than 0.0012W/kg
- Electronics: DAE4 Sn1258; Calibrated: 3/8/2012
- Probe: EX3DV4 - SN3772; ConvF(9.01, 9.01, 9.01); Calibrated: 2/16/2012
- Sensor-Surface: 2.5mm (Mechanical Surface Detection (Locations From Previous Scan Used)), Sensor-Surface: 2.5mm (Mechanical Surface Detection)
- Phantom: SAM v5.0 (B); Type: QD000P40CD; Serial: 1628

LHS/Touch_QPSK_RB# 25, 12_Ch 23230/Area Scan (7x11x1): Measurement grid: dx=15mm, dy=15mm

[Info: Interpolated medium parameters used for SAR evaluation.](#)

Maximum value of SAR (measured) = 0.609 mW/g

LHS/Touch_QPSK_RB# 25, 12_Ch 23230/Zoom Scan (5x5x7)/Cube 0: Measurement grid:

dx=8mm, dy=8mm, dz=5mm

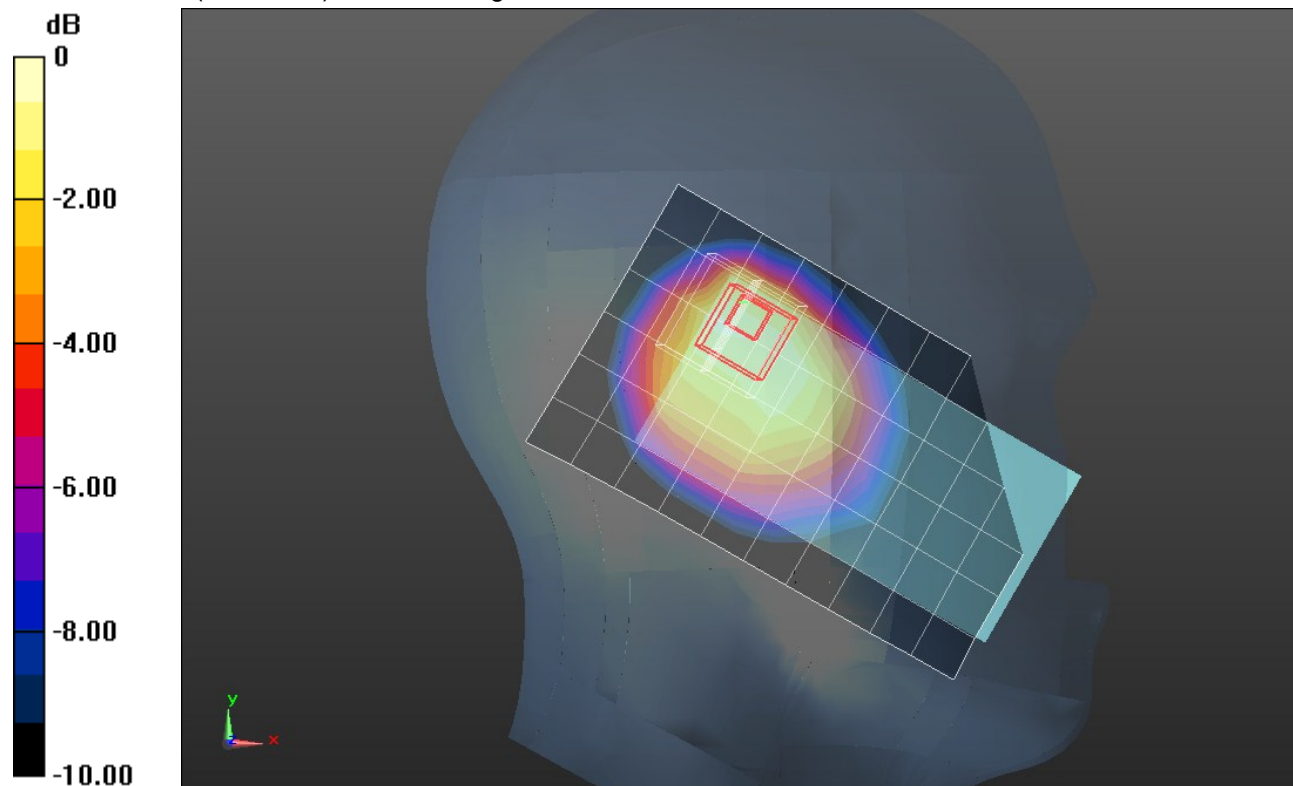
Reference Value = 26.417 V/m; Power Drift = -0.02 dB

Peak SAR (extrapolated) = 0.9830

SAR(1 g) = 0.518 mW/g; SAR(10 g) = 0.323 mW/g

[Info: Interpolated medium parameters used for SAR evaluation.](#)

Maximum value of SAR (measured) = 0.675 mW/g



0 dB = 0.670mW/g = -3.48 dB mW/g

LTE Band 13 (Secondary Antenna)

Frequency: 782 MHz; Duty Cycle: 1:1; Room Ambient Temperature: 24.0°C; Liquid Temperature: 23.0°C
 Medium parameters used (interpolated): $f = 782 \text{ MHz}$; $\sigma = 0.893 \text{ mho/m}$; $\epsilon_r = 40.156$; $\rho = 1000 \text{ kg/m}^3$

DASY5 Configuration:

- Area Scan setting - Find Secondary Maximum Within: 2.0 dB and with a peak SAR value greater than 0.0012W/kg
- Electronics: DAE4 Sn1258; Calibrated: 3/8/2012
- Probe: EX3DV4 - SN3772; ConvF(9.01, 9.01, 9.01); Calibrated: 2/16/2012
- Sensor-Surface: 2.5mm (Mechanical Surface Detection (Locations From Previous Scan Used)), Sensor-Surface: 2.5mm (Mechanical Surface Detection)
- Phantom: SAM v5.0 (B); Type: QD000P40CD; Serial: 1628

LHS/Touch_QPSK_RB# 25, 24_Ch 23230/Area Scan (7x11x1): Measurement grid: dx=15mm, dy=15mm

[Info: Interpolated medium parameters used for SAR evaluation.](#)

Maximum value of SAR (measured) = 0.584 mW/g

LHS/Touch_QPSK_RB# 25, 24_Ch 23230/Zoom Scan (5x5x7)/Cube 0: Measurement grid:

dx=8mm, dy=8mm, dz=5mm

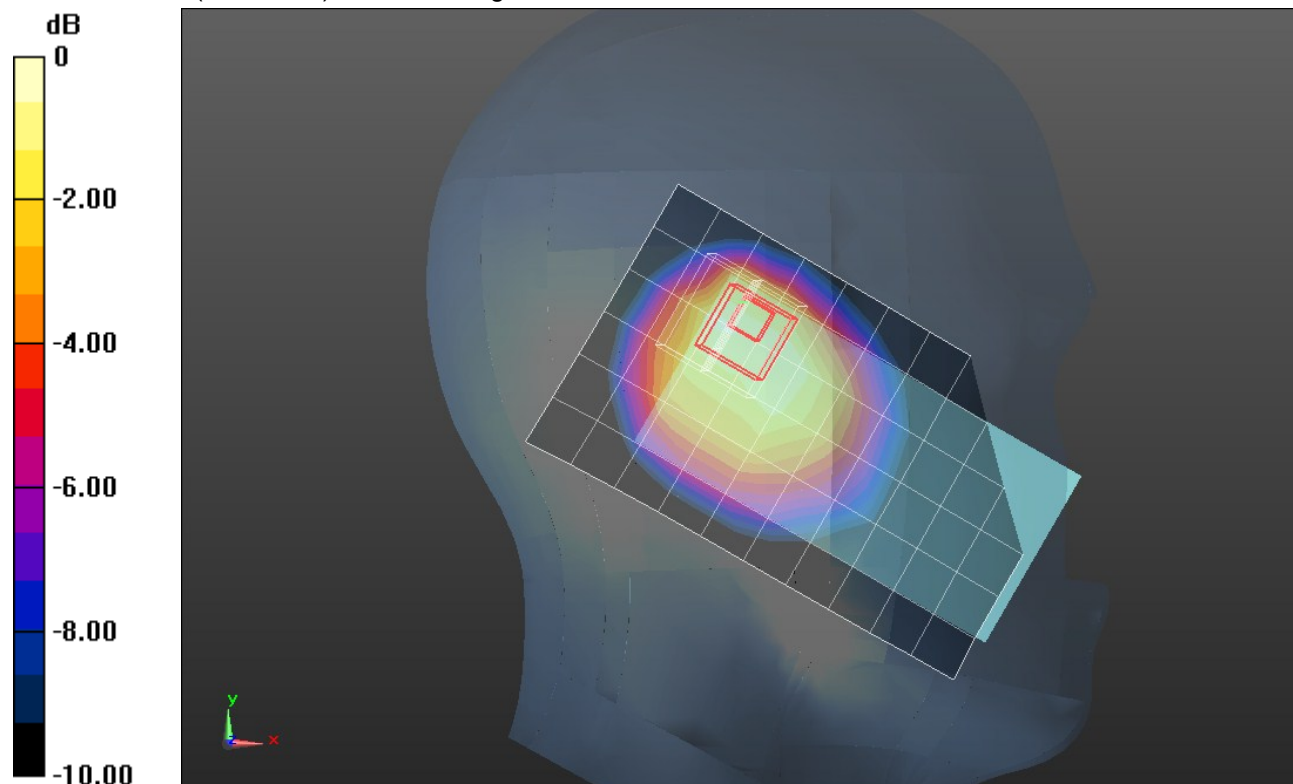
Reference Value = 25.916 V/m; Power Drift = 0.03 dB

Peak SAR (extrapolated) = 0.9490

SAR(1 g) = 0.505 mW/g; SAR(10 g) = 0.314 mW/g

[Info: Interpolated medium parameters used for SAR evaluation.](#)

Maximum value of SAR (measured) = 0.647 mW/g



0 dB = 0.650mW/g = -3.74 dB mW/g

LTE Band 13 (Secondary Antenna)

Frequency: 782 MHz; Duty Cycle: 1:1; Room Ambient Temperature: 24.0°C; Liquid Temperature: 23.0°C
 Medium parameters used (interpolated): $f = 782 \text{ MHz}$; $\sigma = 0.893 \text{ mho/m}$; $\epsilon_r = 40.156$; $\rho = 1000 \text{ kg/m}^3$

DASY5 Configuration:

- Area Scan setting - Find Secondary Maximum Within: 2.0 dB and with a peak SAR value greater than 0.0012W/kg
- Electronics: DAE4 Sn1258; Calibrated: 3/8/2012
- Probe: EX3DV4 - SN3772; ConvF(9.01, 9.01, 9.01); Calibrated: 2/16/2012
- Sensor-Surface: 2.5mm (Mechanical Surface Detection (Locations From Previous Scan Used)), Sensor-Surface: 2.5mm (Mechanical Surface Detection)
- Phantom: SAM v5.0 (B); Type: QD000P40CD; Serial: 1628

LHS/Touch_QPSK_RB# 50, 0_Ch 23230/Area Scan (7x11x1): Measurement grid: dx=15mm, dy=15mm

[Info: Interpolated medium parameters used for SAR evaluation.](#)

Maximum value of SAR (measured) = 0.598 mW/g

LHS/Touch_QPSK_RB# 50, 0_Ch 23230/Zoom Scan (5x5x7)/Cube 0: Measurement grid: dx=8mm, dy=8mm, dz=5mm

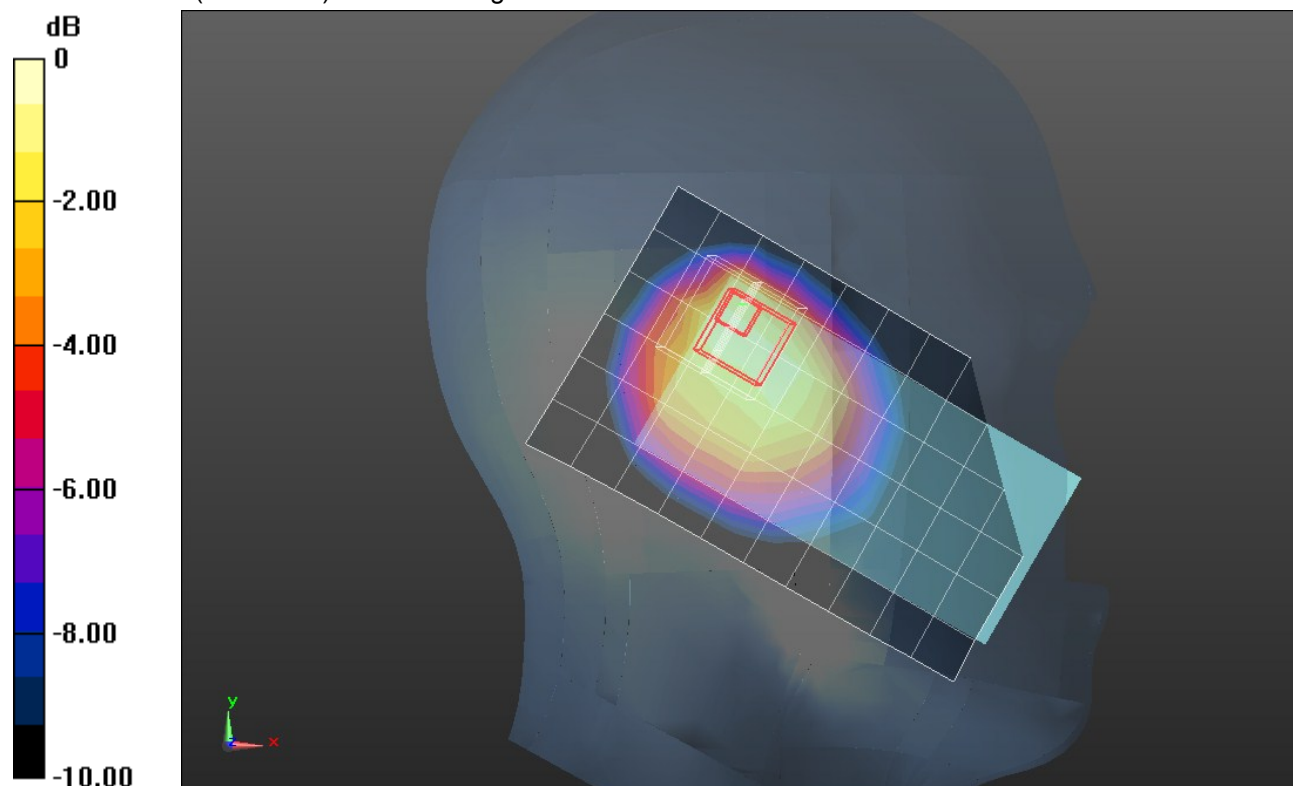
Reference Value = 26.141 V/m; Power Drift = -0.0066 dB

Peak SAR (extrapolated) = 1.0440

SAR(1 g) = 0.516 mW/g; SAR(10 g) = 0.321 mW/g

[Info: Interpolated medium parameters used for SAR evaluation.](#)

Maximum value of SAR (measured) = 0.703 mW/g



0 dB = 0.700mW/g = -3.10 dB mW/g

LTE Band 13 (Secondary Antenna)

Frequency: 782 MHz; Duty Cycle: 1:1; Room Ambient Temperature: 24.0°C; Liquid Temperature: 23.0°C
 Medium parameters used (interpolated): $f = 782 \text{ MHz}$; $\sigma = 0.893 \text{ mho/m}$; $\epsilon_r = 40.156$; $\rho = 1000 \text{ kg/m}^3$

DASY5 Configuration:

- Area Scan setting - Find Secondary Maximum Within: 2.0 dB and with a peak SAR value greater than 0.0012W/kg
- Electronics: DAE4 Sn1258; Calibrated: 3/8/2012
- Probe: EX3DV4 - SN3772; ConvF(9.01, 9.01, 9.01); Calibrated: 2/16/2012
- Sensor-Surface: 2.5mm (Mechanical Surface Detection (Locations From Previous Scan Used)), Sensor-Surface: 2.5mm (Mechanical Surface Detection)
- Phantom: SAM v5.0 (B); Type: QD000P40CD; Serial: 1628

LHS/Tilt_QPSK_RB# 1, 0_Ch 23230/Area Scan (7x11x1): Measurement grid: dx=15mm, dy=15mm

[Info: Interpolated medium parameters used for SAR evaluation.](#)

Maximum value of SAR (measured) = 0.747 mW/g

LHS/Tilt_QPSK_RB# 1, 0_Ch 23230/Zoom Scan (5x5x7)/Cube 0: Measurement grid: dx=8mm, dy=8mm, dz=5mm

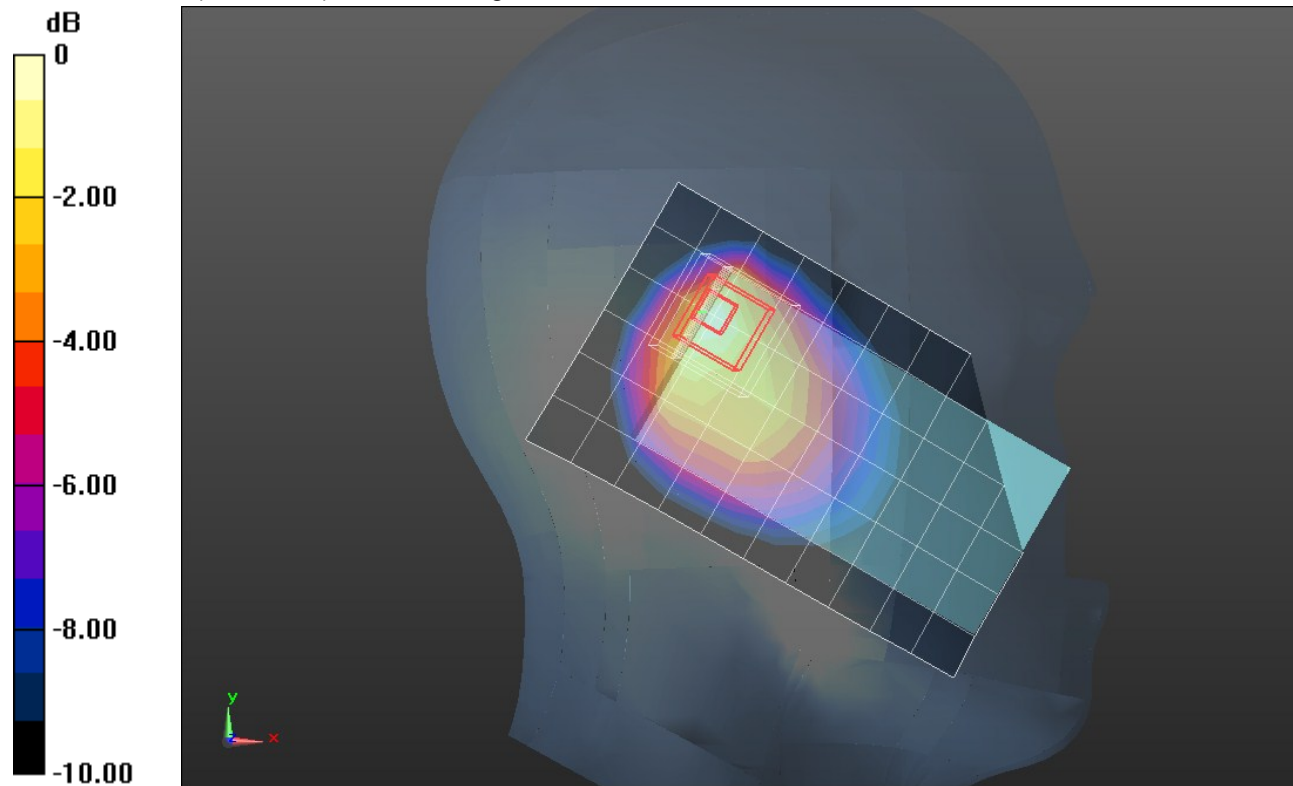
Reference Value = 28.967 V/m; Power Drift = 0.02 dB

Peak SAR (extrapolated) = 1.1630

SAR(1 g) = 0.517 mW/g; SAR(10 g) = 0.278 mW/g

[Info: Interpolated medium parameters used for SAR evaluation.](#)

Maximum value of SAR (measured) = 0.701 mW/g



0 dB = 0.700mW/g = -3.10 dB mW/g

LTE Band 13 (Secondary Antenna)

Frequency: 782 MHz; Duty Cycle: 1:1; Room Ambient Temperature: 24.0°C; Liquid Temperature: 23.0°C
 Medium parameters used (interpolated): $f = 782 \text{ MHz}$; $\sigma = 0.893 \text{ mho/m}$; $\epsilon_r = 40.156$; $\rho = 1000 \text{ kg/m}^3$

DASY5 Configuration:

- Area Scan setting - Find Secondary Maximum Within: 2.0 dB and with a peak SAR value greater than 0.0012W/kg
- Electronics: DAE4 Sn1258; Calibrated: 3/8/2012
- Probe: EX3DV4 - SN3772; ConvF(9.01, 9.01, 9.01); Calibrated: 2/16/2012
- Sensor-Surface: 2.5mm (Mechanical Surface Detection (Locations From Previous Scan Used)), Sensor-Surface: 2.5mm (Mechanical Surface Detection)
- Phantom: SAM v5.0 (B); Type: QD000P40CD; Serial: 1628

LHS/Tilt_QPSK_RB# 1, 24_Ch 23230/Area Scan (7x11x1): Measurement grid: dx=15mm, dy=15mm

[Info: Interpolated medium parameters used for SAR evaluation.](#)

Maximum value of SAR (measured) = 0.809 mW/g

LHS/Tilt_QPSK_RB# 1, 24_Ch 23230/Zoom Scan (5x5x7)/Cube 0: Measurement grid: dx=8mm, dy=8mm, dz=5mm

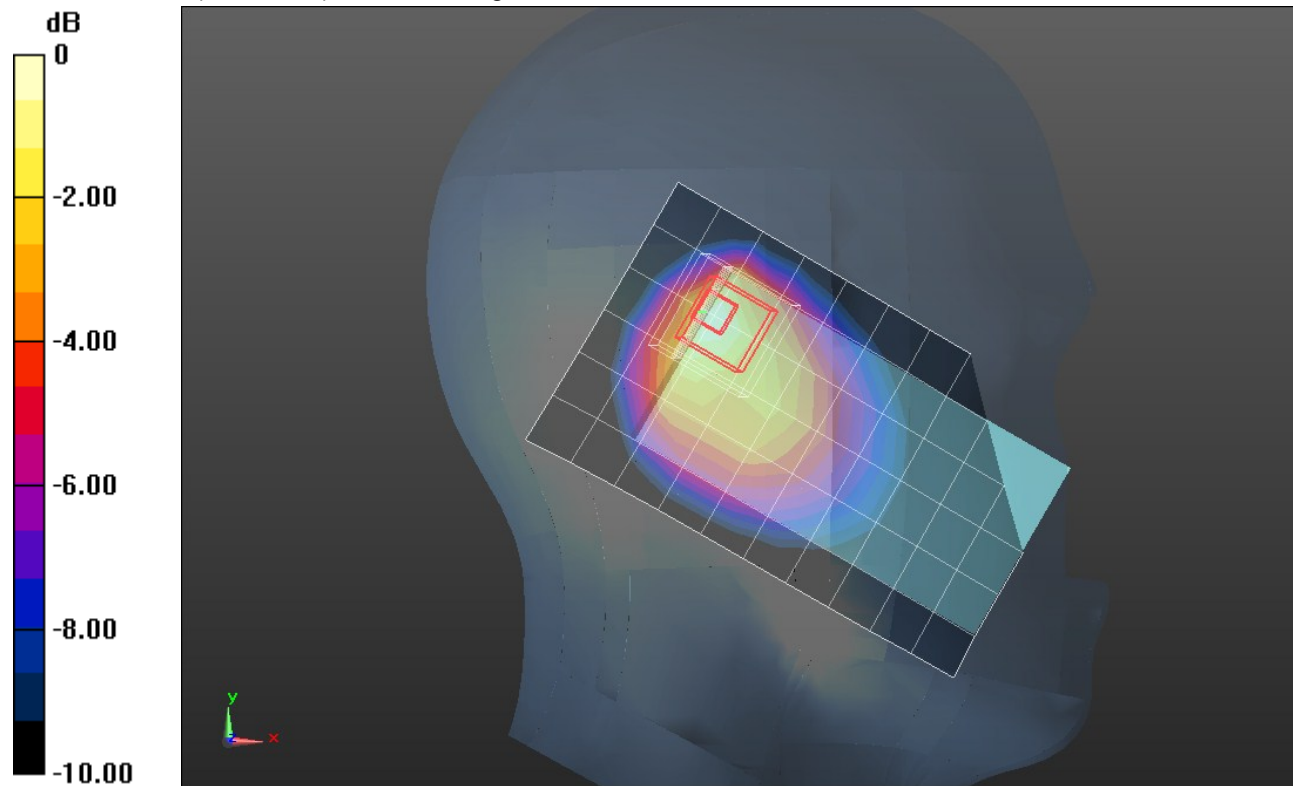
Reference Value = 30.132 V/m; Power Drift = -0.01 dB

Peak SAR (extrapolated) = 1.2430

SAR(1 g) = 0.555 mW/g; SAR(10 g) = 0.299 mW/g

[Info: Interpolated medium parameters used for SAR evaluation.](#)

Maximum value of SAR (measured) = 0.743 mW/g



0 dB = 0.740mW/g = -2.62 dB mW/g

LTE Band 13 (Secondary Antenna)

Frequency: 782 MHz; Duty Cycle: 1:1; Room Ambient Temperature: 24.0°C; Liquid Temperature: 23.0°C
 Medium parameters used (interpolated): $f = 782 \text{ MHz}$; $\sigma = 0.893 \text{ mho/m}$; $\epsilon_r = 40.156$; $\rho = 1000 \text{ kg/m}^3$

DASY5 Configuration:

- Area Scan setting - Find Secondary Maximum Within: 2.0 dB and with a peak SAR value greater than 0.0012W/kg
- Electronics: DAE4 Sn1258; Calibrated: 3/8/2012
- Probe: EX3DV4 - SN3772; ConvF(9.01, 9.01, 9.01); Calibrated: 2/16/2012
- Sensor-Surface: 2.5mm (Mechanical Surface Detection (Locations From Previous Scan Used)), Sensor-Surface: 2.5mm (Mechanical Surface Detection)
- Phantom: SAM v5.0 (B); Type: QD000P40CD; Serial: 1628

LHS/Tilt_QPSK_RB# 1, 49_Ch 23230/Area Scan (7x11x1): Measurement grid: dx=15mm, dy=15mm

[Info: Interpolated medium parameters used for SAR evaluation.](#)

Maximum value of SAR (measured) = 0.716 mW/g

LHS/Tilt_QPSK_RB# 1, 49_Ch 23230/Zoom Scan (5x5x7)/Cube 0: Measurement grid: dx=8mm, dy=8mm, dz=5mm

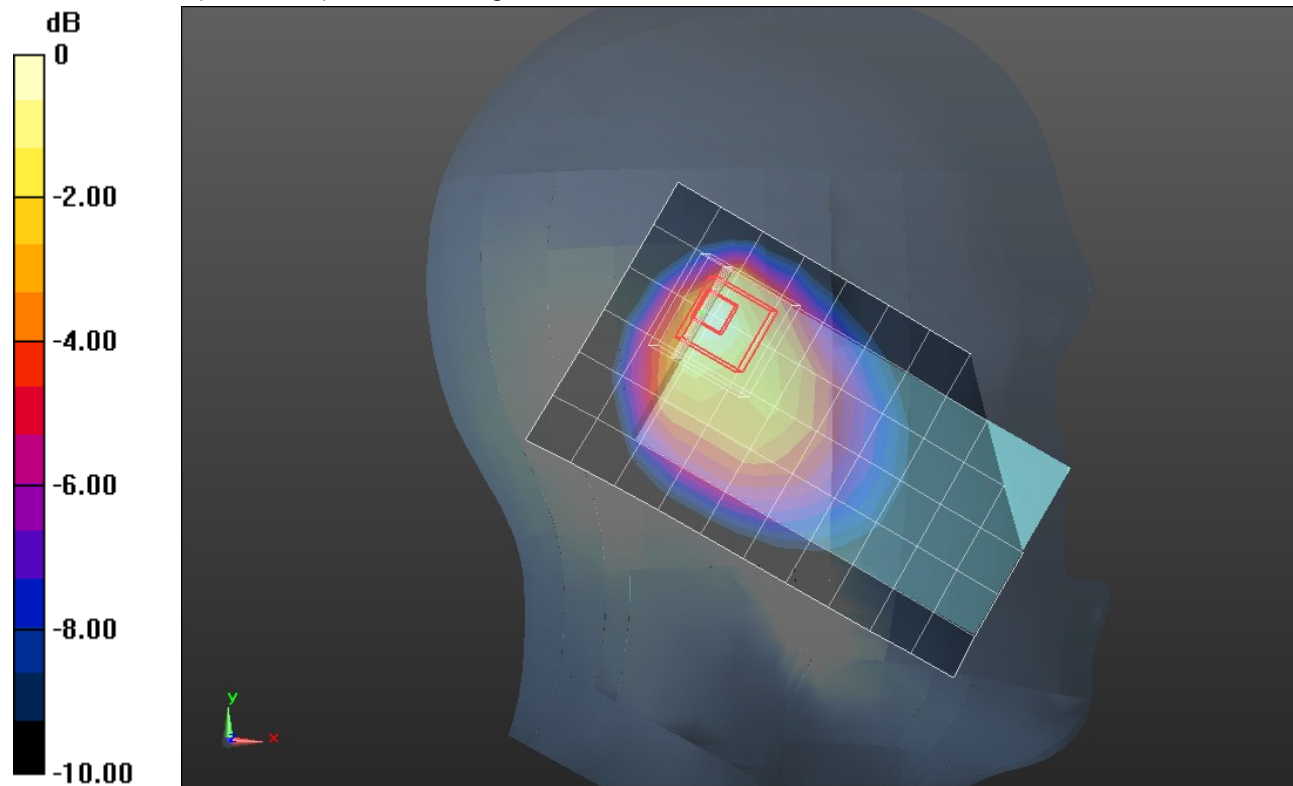
Reference Value = 28.436 V/m; Power Drift = -0.0028 dB

Peak SAR (extrapolated) = 1.0990

SAR(1 g) = 0.494 mW/g; SAR(10 g) = 0.268 mW/g

[Info: Interpolated medium parameters used for SAR evaluation.](#)

Maximum value of SAR (measured) = 0.657 mW/g



0 dB = 0.660mW/g = -3.61 dB mW/g

LTE Band 13 (Secondary Antenna)

Frequency: 782 MHz; Duty Cycle: 1:1; Room Ambient Temperature: 24.0°C; Liquid Temperature: 23.0°C
 Medium parameters used (interpolated): $f = 782 \text{ MHz}$; $\sigma = 0.893 \text{ mho/m}$; $\epsilon_r = 40.156$; $\rho = 1000 \text{ kg/m}^3$

DASY5 Configuration:

- Area Scan setting - Find Secondary Maximum Within: 2.0 dB and with a peak SAR value greater than 0.0012W/kg
- Electronics: DAE4 Sn1258; Calibrated: 3/8/2012
- Probe: EX3DV4 - SN3772; ConvF(9.01, 9.01, 9.01); Calibrated: 2/16/2012
- Sensor-Surface: 2.5mm (Mechanical Surface Detection (Locations From Previous Scan Used)), Sensor-Surface: 2.5mm (Mechanical Surface Detection)
- Phantom: SAM v5.0 (B); Type: QD000P40CD; Serial: 1628

LHS/Tilt_QPSK_RB# 25, 0_Ch 23230/Area Scan (7x11x1): Measurement grid: dx=15mm, dy=15mm

[Info: Interpolated medium parameters used for SAR evaluation.](#)

Maximum value of SAR (measured) = 0.601 mW/g

LHS/Tilt_QPSK_RB# 25, 0_Ch 23230/Zoom Scan (5x5x7)/Cube 0: Measurement grid: dx=8mm, dy=8mm, dz=5mm

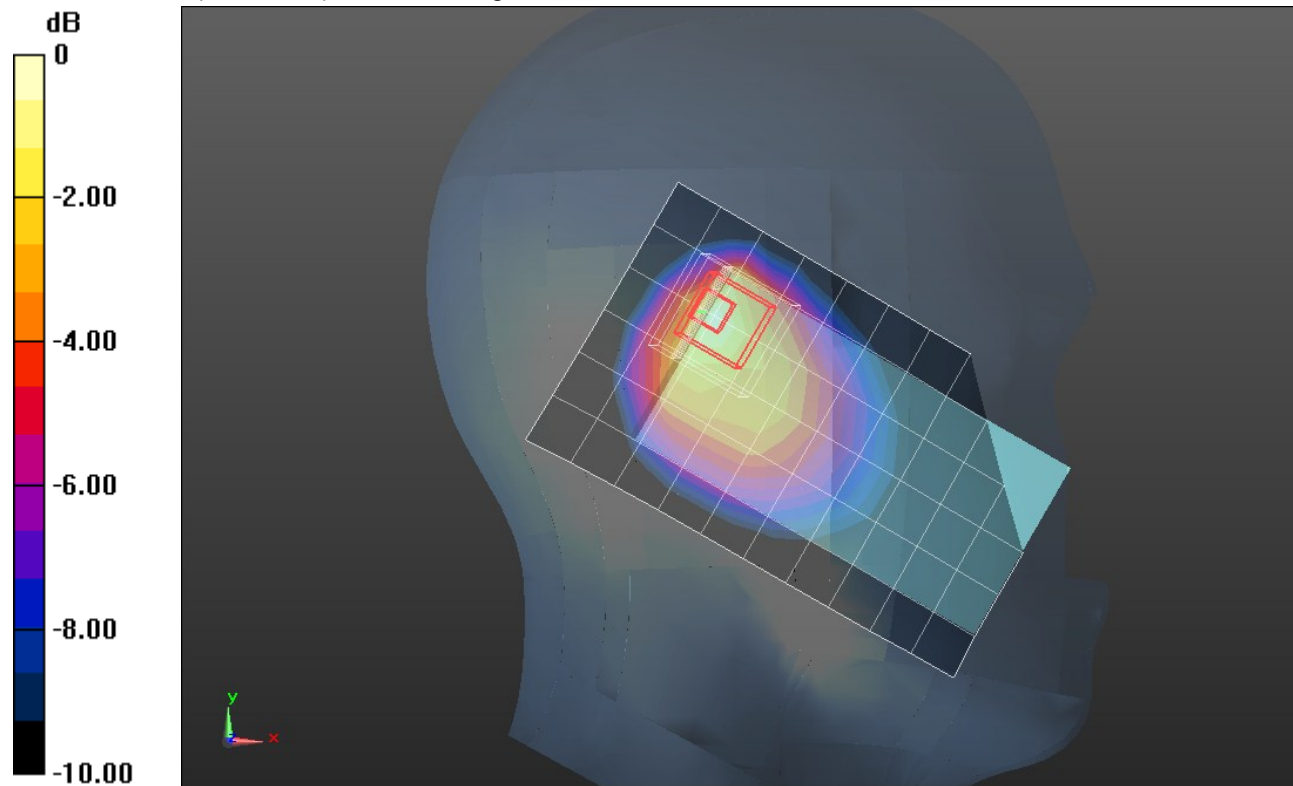
Reference Value = 26.238 V/m; Power Drift = -0.03 dB

Peak SAR (extrapolated) = 1.0060

SAR(1 g) = 0.439 mW/g; SAR(10 g) = 0.238 mW/g

[Info: Interpolated medium parameters used for SAR evaluation.](#)

Maximum value of SAR (measured) = 0.620 mW/g



0 dB = 0.620mW/g = -4.15 dB mW/g

LTE Band 13 (Secondary Antenna)

Frequency: 782 MHz; Duty Cycle: 1:1; Room Ambient Temperature: 24.0°C; Liquid Temperature: 23.0°C
 Medium parameters used (interpolated): $f = 782 \text{ MHz}$; $\sigma = 0.893 \text{ mho/m}$; $\epsilon_r = 40.156$; $\rho = 1000 \text{ kg/m}^3$

DASY5 Configuration:

- Area Scan setting - Find Secondary Maximum Within: 2.0 dB and with a peak SAR value greater than 0.0012W/kg
- Electronics: DAE4 Sn1258; Calibrated: 3/8/2012
- Probe: EX3DV4 - SN3772; ConvF(9.01, 9.01, 9.01); Calibrated: 2/16/2012
- Sensor-Surface: 2.5mm (Mechanical Surface Detection (Locations From Previous Scan Used)), Sensor-Surface: 2.5mm (Mechanical Surface Detection)
- Phantom: SAM v5.0 (B); Type: QD000P40CD; Serial: 1628

LHS/Tilt_QPSK_RB# 25, 12_Ch 23230/Area Scan (7x11x1): Measurement grid: dx=15mm, dy=15mm

[Info: Interpolated medium parameters used for SAR evaluation.](#)

Maximum value of SAR (measured) = 0.651 mW/g

LHS/Tilt_QPSK_RB# 25, 12_Ch 23230/Zoom Scan (5x5x7)/Cube 0: Measurement grid: dx=8mm, dy=8mm, dz=5mm

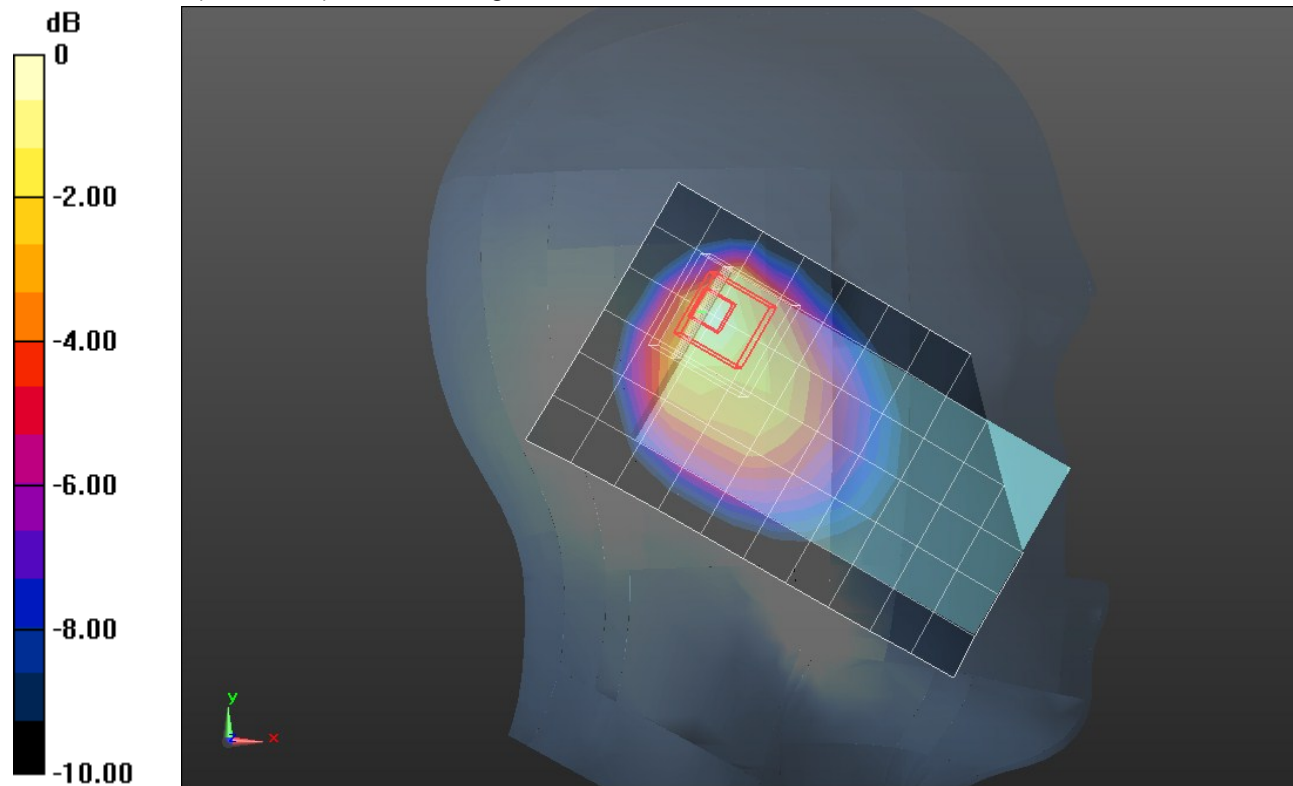
Reference Value = 26.955 V/m; Power Drift = -0.01 dB

Peak SAR (extrapolated) = 1.0620

SAR(1 g) = 0.464 mW/g; SAR(10 g) = 0.252 mW/g

[Info: Interpolated medium parameters used for SAR evaluation.](#)

Maximum value of SAR (measured) = 0.654 mW/g



0 dB = 0.650mW/g = -3.74 dB mW/g

LTE Band 13 (Secondary Antenna)

Frequency: 782 MHz; Duty Cycle: 1:1; Room Ambient Temperature: 24.0°C; Liquid Temperature: 23.0°C
 Medium parameters used (interpolated): $f = 782 \text{ MHz}$; $\sigma = 0.893 \text{ mho/m}$; $\epsilon_r = 40.156$; $\rho = 1000 \text{ kg/m}^3$

DASY5 Configuration:

- Area Scan setting - Find Secondary Maximum Within: 2.0 dB and with a peak SAR value greater than 0.0012W/kg
- Electronics: DAE4 Sn1258; Calibrated: 3/8/2012
- Probe: EX3DV4 - SN3772; ConvF(9.01, 9.01, 9.01); Calibrated: 2/16/2012
- Sensor-Surface: 2.5mm (Mechanical Surface Detection (Locations From Previous Scan Used)), Sensor-Surface: 2.5mm (Mechanical Surface Detection)
- Phantom: SAM v5.0 (B); Type: QD000P40CD; Serial: 1628

LHS/Tilt_QPSK_RB# 25, 24_Ch 23230/Area Scan (7x11x1): Measurement grid: dx=15mm, dy=15mm

[Info: Interpolated medium parameters used for SAR evaluation.](#)

Maximum value of SAR (measured) = 0.652 mW/g

LHS/Tilt_QPSK_RB# 25, 24_Ch 23230/Zoom Scan (5x5x7)/Cube 0: Measurement grid: dx=8mm, dy=8mm, dz=5mm

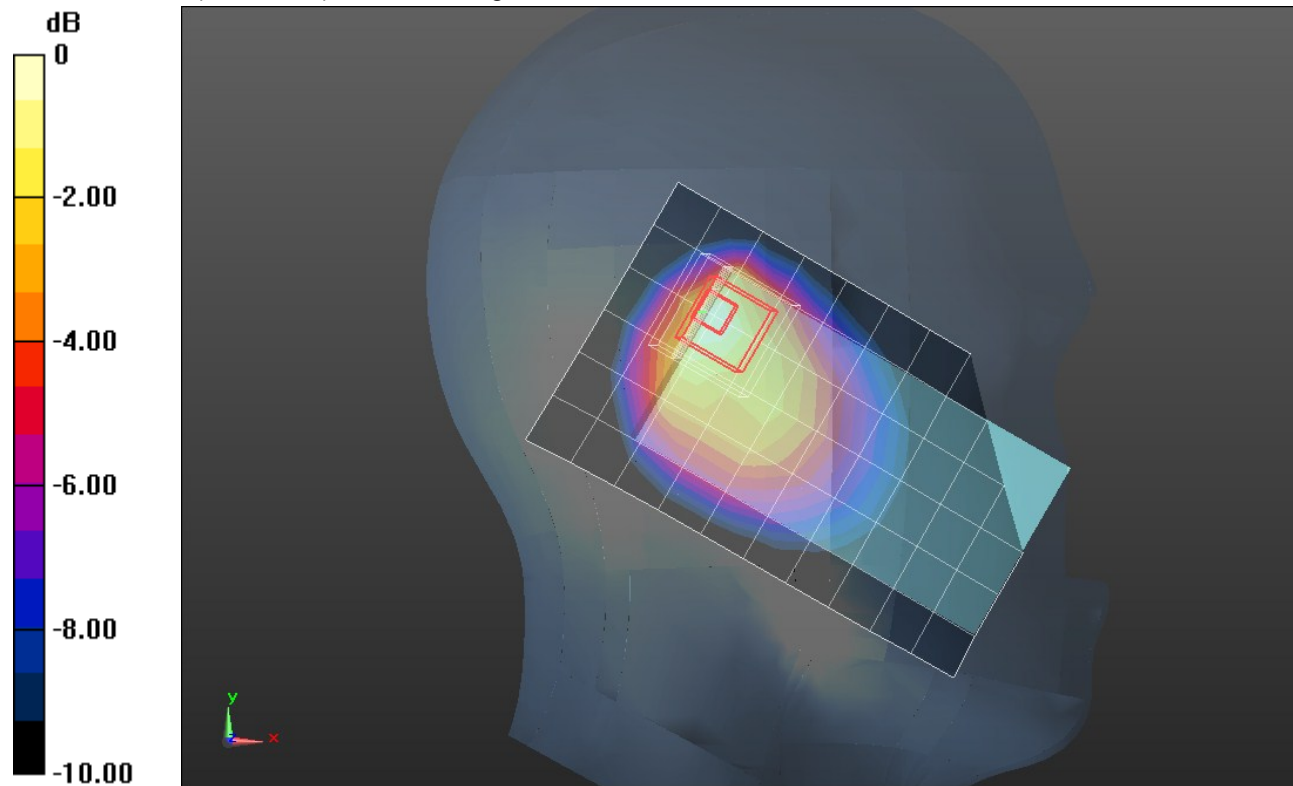
Reference Value = 27.137 V/m; Power Drift = -0.05 dB

Peak SAR (extrapolated) = 0.9740

SAR(1 g) = 0.442 mW/g; SAR(10 g) = 0.239 mW/g

[Info: Interpolated medium parameters used for SAR evaluation.](#)

Maximum value of SAR (measured) = 0.585 mW/g



0 dB = 0.580mW/g = -4.73 dB mW/g

LTE Band 13 (Secondary Antenna)

Frequency: 782 MHz; Duty Cycle: 1:1; Room Ambient Temperature: 24.0°C; Liquid Temperature: 23.0°C
 Medium parameters used (interpolated): $f = 782 \text{ MHz}$; $\sigma = 0.893 \text{ mho/m}$; $\epsilon_r = 40.156$; $\rho = 1000 \text{ kg/m}^3$

DASY5 Configuration:

- Area Scan setting - Find Secondary Maximum Within: 2.0 dB and with a peak SAR value greater than 0.0012W/kg
- Electronics: DAE4 Sn1258; Calibrated: 3/8/2012
- Probe: EX3DV4 - SN3772; ConvF(9.01, 9.01, 9.01); Calibrated: 2/16/2012
- Sensor-Surface: 2.5mm (Mechanical Surface Detection (Locations From Previous Scan Used)), Sensor-Surface: 2.5mm (Mechanical Surface Detection)
- Phantom: SAM v5.0 (B); Type: QD000P40CD; Serial: 1628

LHS/Tilt_QPSK_RB# 50, 0_Ch 23230/Area Scan (7x11x1): Measurement grid: dx=15mm, dy=15mm

[Info: Interpolated medium parameters used for SAR evaluation.](#)

Maximum value of SAR (measured) = 0.651 mW/g

LHS/Tilt_QPSK_RB# 50, 0_Ch 23230/Zoom Scan (5x5x7)/Cube 0: Measurement grid: dx=8mm, dy=8mm, dz=5mm

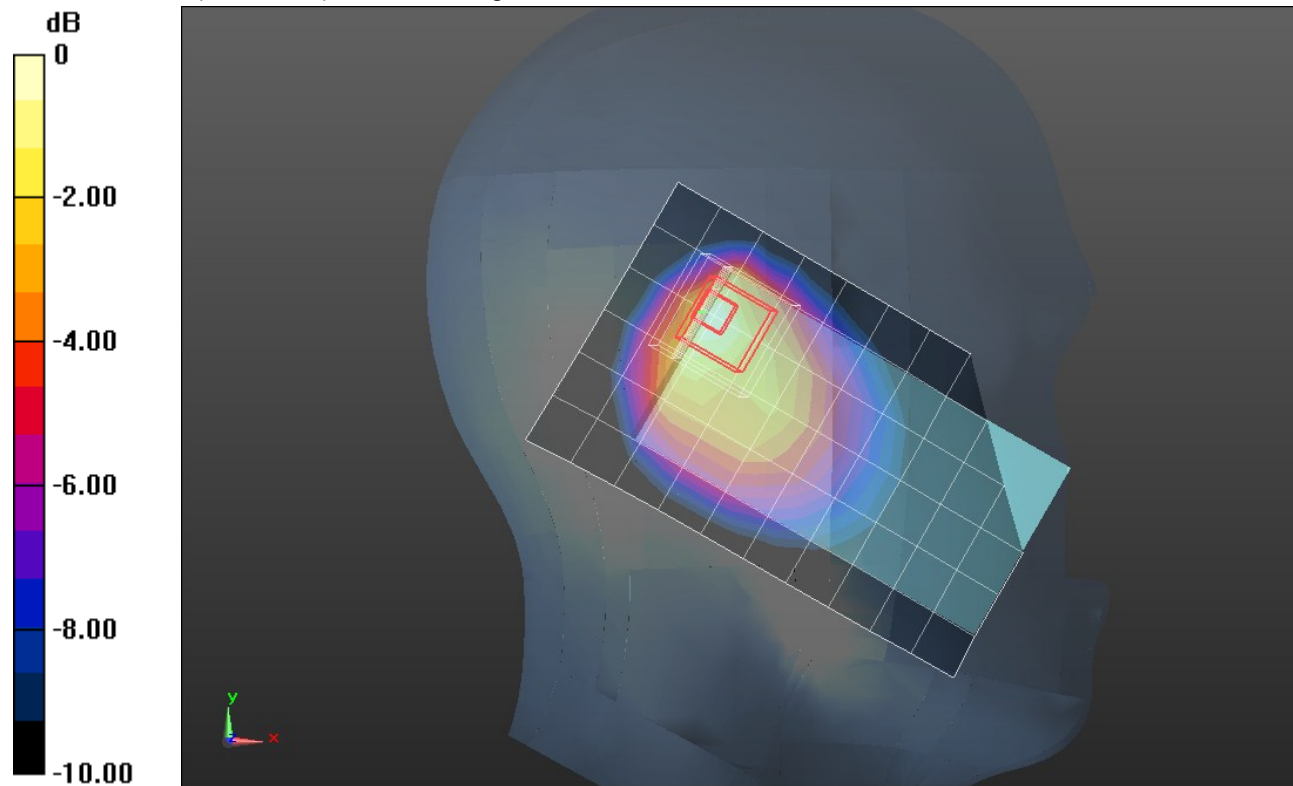
Reference Value = 27.039 V/m; Power Drift = -0.0061 dB

Peak SAR (extrapolated) = 1.0020

SAR(1 g) = 0.447 mW/g; SAR(10 g) = 0.240 mW/g

[Info: Interpolated medium parameters used for SAR evaluation.](#)

Maximum value of SAR (measured) = 0.599 mW/g



0 dB = 0.600mW/g = -4.44 dB mW/g

LTE Band 13 (Secondary Antenna)

Frequency: 782 MHz; Duty Cycle: 1:1; Room Ambient Temperature: 24.0°C; Liquid Temperature: 23.0°C
 Medium parameters used (interpolated): $f = 782 \text{ MHz}$; $\sigma = 0.932 \text{ mho/m}$; $\epsilon_r = 41.72$; $\rho = 1000 \text{ kg/m}^3$

DASY5 Configuration:

- Area Scan setting - Find Secondary Maximum Within: 2.0 dB and with a peak SAR value greater than 0.0012W/kg
- Electronics: DAE4 Sn1239; Calibrated: 6/6/2012
- Probe: EX3DV4 - SN3773; ConvF(9.16, 9.16, 9.16); Calibrated: 3/14/2012
- Sensor-Surface: 2.5mm (Mechanical Surface Detection)
- Phantom: SAM; Type: QD000P40CD; Serial: 1632

RHS/Touch_QPSK_RB# 1,0_Ch 23230/Area Scan (7x11x1): Measurement grid: dx=15mm, dy=15mm

[Info: Interpolated medium parameters used for SAR evaluation.](#)

Maximum value of SAR (measured) = 0.385 mW/g

RHS/Touch_QPSK_RB# 1,0_Ch 23230/Zoom Scan (5x5x7)/Cube 0: Measurement grid: dx=8mm,

dy=8mm, dz=5mm

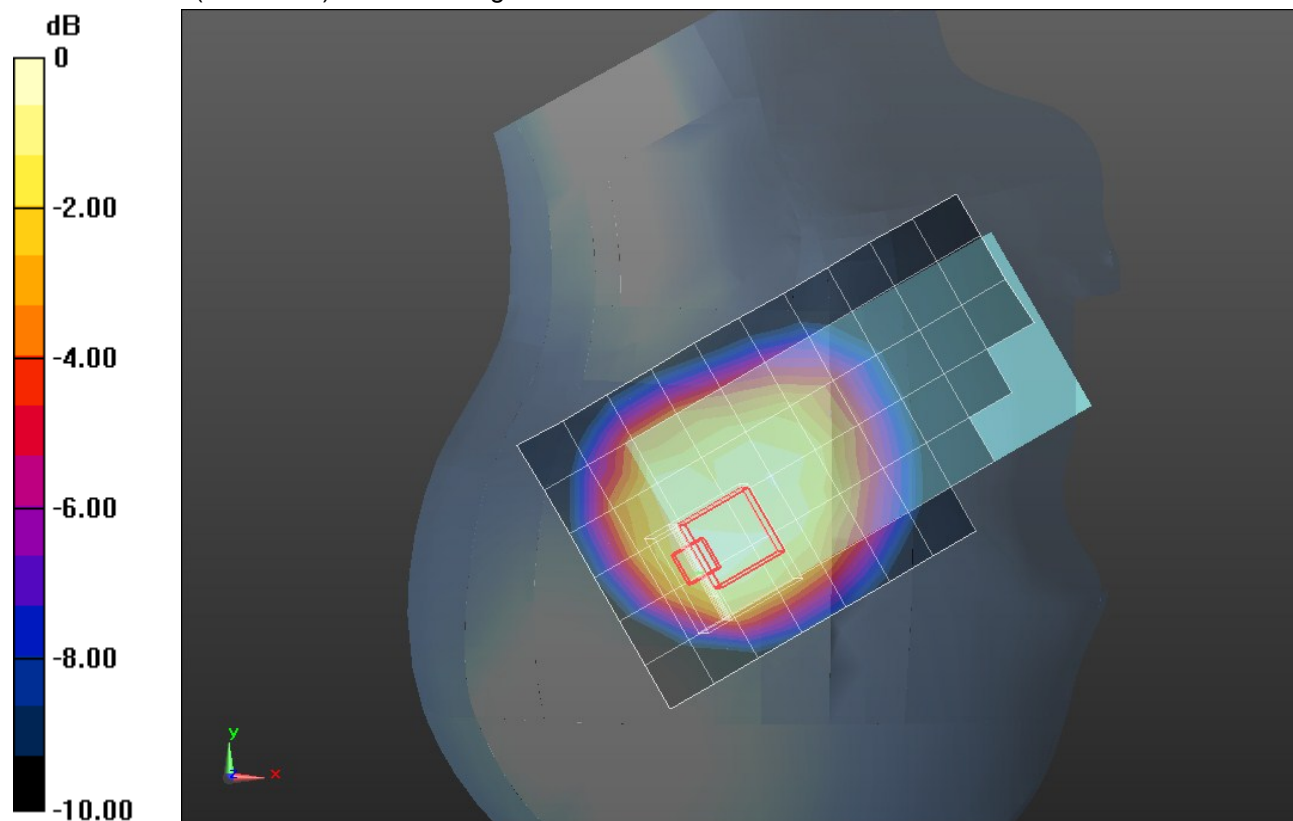
Reference Value = 20.717 V/m; Power Drift = -0.02 dB

Peak SAR (extrapolated) = 0.5900

SAR(1 g) = 0.303 mW/g; SAR(10 g) = 0.192 mW/g

[Info: Interpolated medium parameters used for SAR evaluation.](#)

Maximum value of SAR (measured) = 0.404 mW/g



0 dB = 0.400mW/g = -7.96 dB mW/g

LTE Band 13 (Secondary Antenna)

Frequency: 782 MHz; Duty Cycle: 1:1; Room Ambient Temperature: 24.0°C; Liquid Temperature: 23.0°C
 Medium parameters used (interpolated): $f = 782 \text{ MHz}$; $\sigma = 0.932 \text{ mho/m}$; $\epsilon_r = 41.72$; $\rho = 1000 \text{ kg/m}^3$

DASY5 Configuration:

- Area Scan setting - Find Secondary Maximum Within: 2.0 dB and with a peak SAR value greater than 0.0012W/kg
- Electronics: DAE4 Sn1239; Calibrated: 6/6/2012
- Probe: EX3DV4 - SN3773; ConvF(9.16, 9.16, 9.16); Calibrated: 3/14/2012
- Sensor-Surface: 2.5mm (Mechanical Surface Detection (Locations From Previous Scan Used)), Sensor-Surface: 2.5mm (Mechanical Surface Detection)
- Phantom: SAM; Type: QD000P40CD; Serial: 1632

RHS/Touch_QPSK_RB# 1,24_Ch 23230/Area Scan (7x11x1): Measurement grid: dx=15mm, dy=15mm

[Info: Interpolated medium parameters used for SAR evaluation.](#)

Maximum value of SAR (measured) = 0.406 mW/g

RHS/Touch_QPSK_RB# 1,24_Ch 23230/Zoom Scan (5x5x7)/Cube 0: Measurement grid: dx=8mm, dy=8mm, dz=5mm

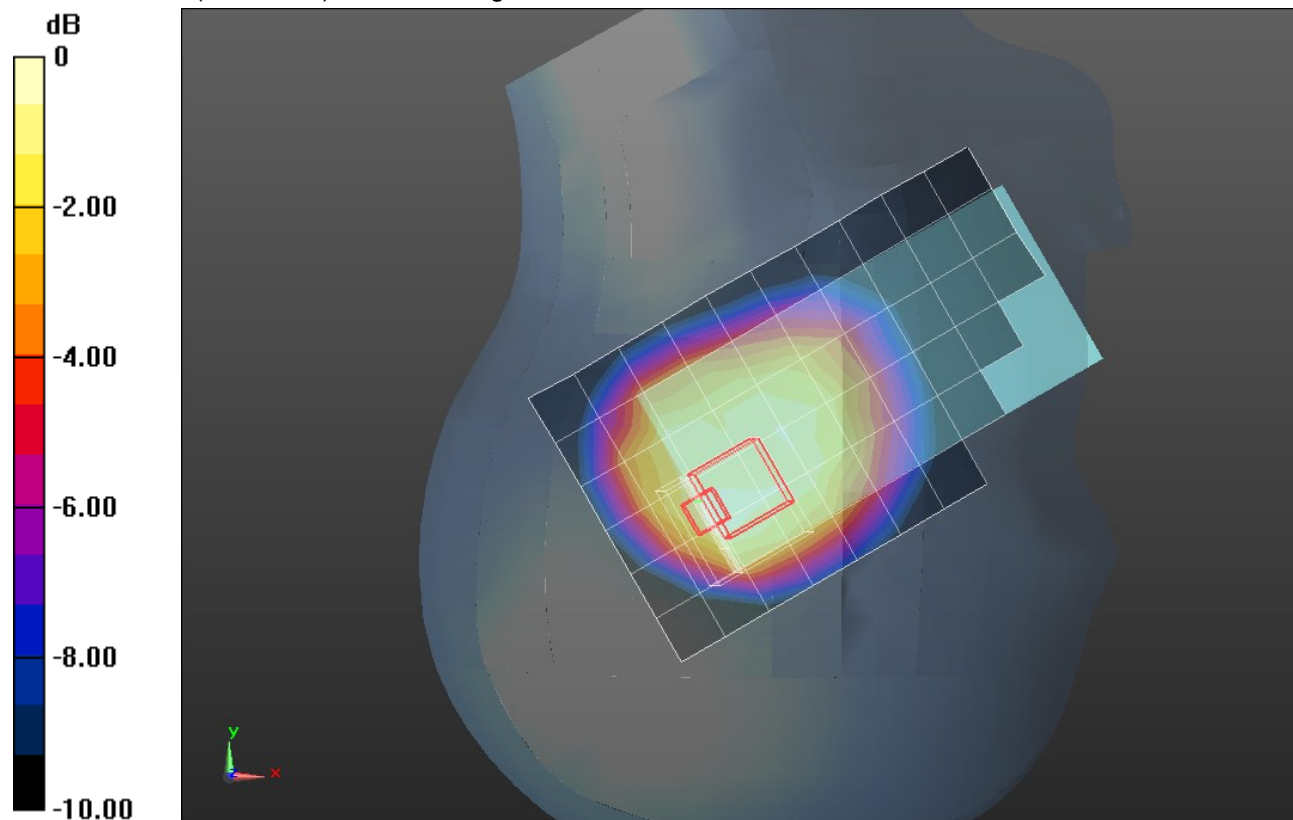
Reference Value = 20.925 V/m; Power Drift = 0.09 dB

Peak SAR (extrapolated) = 0.6100

SAR(1 g) = 0.317 mW/g; SAR(10 g) = 0.201 mW/g

[Info: Interpolated medium parameters used for SAR evaluation.](#)

Maximum value of SAR (measured) = 0.423 mW/g



0 dB = 0.420mW/g = -7.54 dB mW/g

LTE Band 13 (Secondary Antenna)

Frequency: 782 MHz; Duty Cycle: 1:1; Room Ambient Temperature: 24.0°C; Liquid Temperature: 23.0°C
 Medium parameters used (interpolated): $f = 782 \text{ MHz}$; $\sigma = 0.932 \text{ mho/m}$; $\epsilon_r = 41.72$; $\rho = 1000 \text{ kg/m}^3$

DASY5 Configuration:

- Area Scan setting - Find Secondary Maximum Within: 2.0 dB and with a peak SAR value greater than 0.0012W/kg
- Electronics: DAE4 Sn1239; Calibrated: 6/6/2012
- Probe: EX3DV4 - SN3773; ConvF(9.16, 9.16, 9.16); Calibrated: 3/14/2012
- Sensor-Surface: 2.5mm (Mechanical Surface Detection (Locations From Previous Scan Used)), Sensor-Surface: 2.5mm (Mechanical Surface Detection)
- Phantom: SAM; Type: QD000P40CD; Serial: 1632

RHS/Touch_QPSK_RB# 1,49_Ch 23230/Area Scan (7x11x1): Measurement grid: dx=15mm, dy=15mm

[Info: Interpolated medium parameters used for SAR evaluation.](#)

Maximum value of SAR (measured) = 0.322 mW/g

RHS/Touch_QPSK_RB# 1,49_Ch 23230/Zoom Scan (5x5x7)/Cube 0: Measurement grid: dx=8mm, dy=8mm, dz=5mm

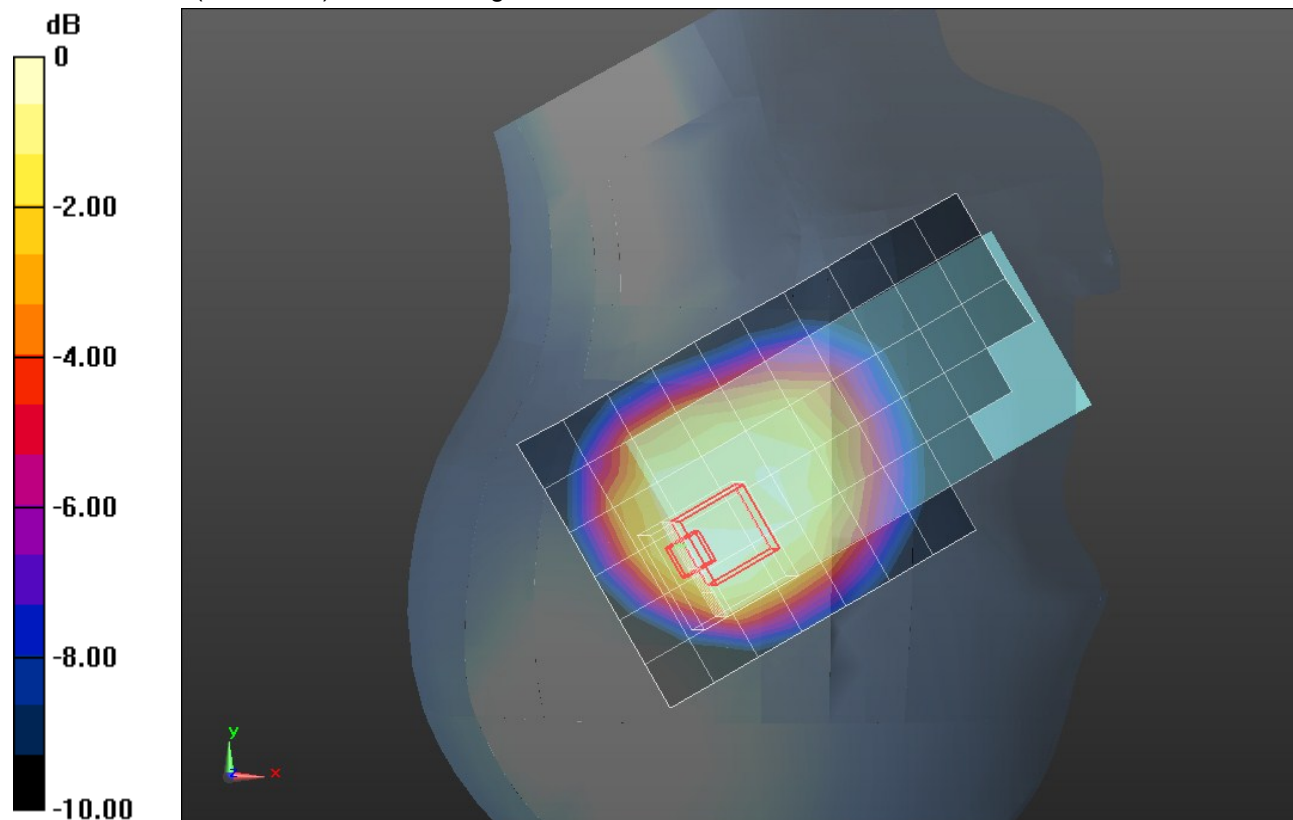
Reference Value = 18.747 V/m; Power Drift = -0.03 dB

Peak SAR (extrapolated) = 0.4710

SAR(1 g) = 0.247 mW/g; SAR(10 g) = 0.155 mW/g

[Info: Interpolated medium parameters used for SAR evaluation.](#)

Maximum value of SAR (measured) = 0.329 mW/g



0 dB = 0.330mW/g = -9.63 dB mW/g

LTE Band 13 (Secondary Antenna)

Frequency: 782 MHz; Duty Cycle: 1:1; Room Ambient Temperature: 24.0°C; Liquid Temperature: 23.0°C
 Medium parameters used (interpolated): $f = 782 \text{ MHz}$; $\sigma = 0.932 \text{ mho/m}$; $\epsilon_r = 41.72$; $\rho = 1000 \text{ kg/m}^3$

DASY5 Configuration:

- Area Scan setting - Find Secondary Maximum Within: 2.0 dB and with a peak SAR value greater than 0.0012W/kg
- Electronics: DAE4 Sn1239; Calibrated: 6/6/2012
- Probe: EX3DV4 - SN3773; ConvF(9.16, 9.16, 9.16); Calibrated: 3/14/2012
- Sensor-Surface: 2.5mm (Mechanical Surface Detection (Locations From Previous Scan Used)), Sensor-Surface: 2.5mm (Mechanical Surface Detection)
- Phantom: SAM; Type: QD000P40CD; Serial: 1632

RHS/Touch_QPSK_RB# 25,0_Ch 23230/Area Scan (7x11x1): Measurement grid: dx=15mm, dy=15mm

[Info: Interpolated medium parameters used for SAR evaluation.](#)

Maximum value of SAR (measured) = 0.338 mW/g

RHS/Touch_QPSK_RB# 25,0_Ch 23230/Zoom Scan (5x5x7)/Cube 0: Measurement grid: dx=8mm, dy=8mm, dz=5mm

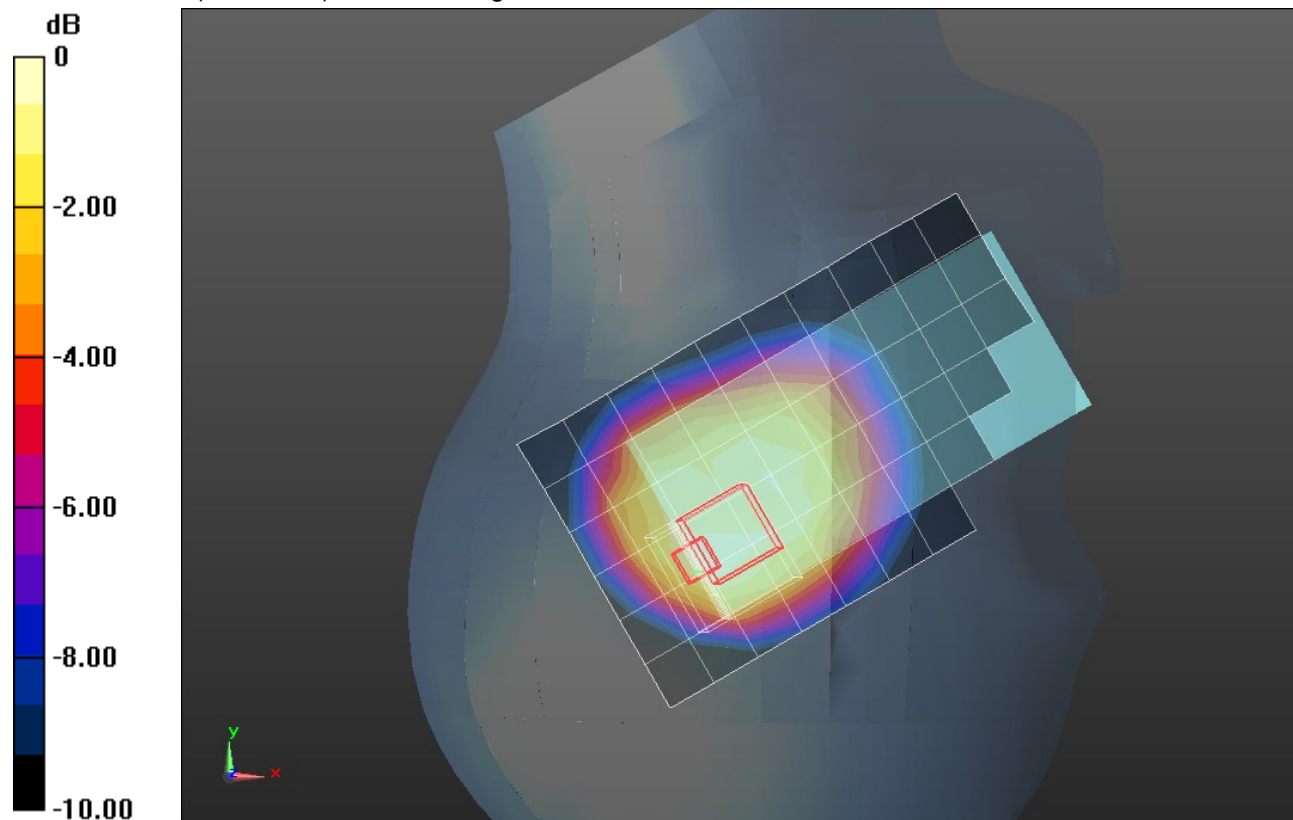
Reference Value = 19.299 V/m; Power Drift = -0.00076 dB

Peak SAR (extrapolated) = 0.5050

SAR(1 g) = 0.260 mW/g; SAR(10 g) = 0.165 mW/g

[Info: Interpolated medium parameters used for SAR evaluation.](#)

Maximum value of SAR (measured) = 0.347 mW/g



0 dB = 0.350mW/g = -9.12 dB mW/g

LTE Band 13 (Secondary Antenna)

Frequency: 782 MHz; Duty Cycle: 1:1; Room Ambient Temperature: 24.0°C; Liquid Temperature: 23.0°C
 Medium parameters used (interpolated): $f = 782 \text{ MHz}$; $\sigma = 0.932 \text{ mho/m}$; $\epsilon_r = 41.72$; $\rho = 1000 \text{ kg/m}^3$

DASY5 Configuration:

- Area Scan setting - Find Secondary Maximum Within: 2.0 dB and with a peak SAR value greater than 0.0012W/kg
- Electronics: DAE4 Sn1239; Calibrated: 6/6/2012
- Probe: EX3DV4 - SN3773; ConvF(9.16, 9.16, 9.16); Calibrated: 3/14/2012
- Sensor-Surface: 2.5mm (Mechanical Surface Detection (Locations From Previous Scan Used)), Sensor-Surface: 2.5mm (Mechanical Surface Detection)
- Phantom: SAM; Type: QD000P40CD; Serial: 1632

RHS/Touch_QPSK_RB# 25,12_Ch 23230/Area Scan (7x11x1): Measurement grid: dx=15mm, dy=15mm

[Info: Interpolated medium parameters used for SAR evaluation.](#)

Maximum value of SAR (measured) = 0.323 mW/g

RHS/Touch_QPSK_RB# 25,12_Ch 23230/Zoom Scan (5x5x7)/Cube 0: Measurement grid:

dx=8mm, dy=8mm, dz=5mm

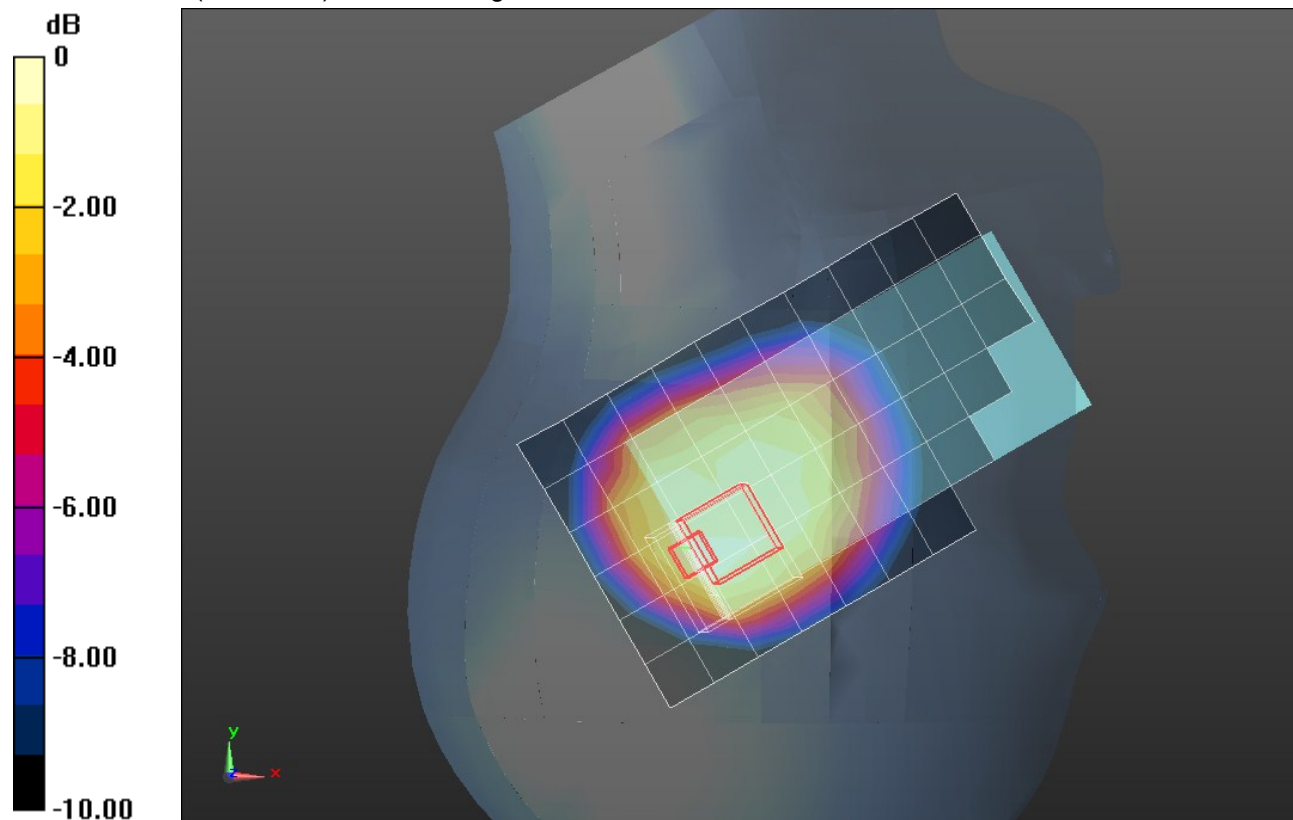
Reference Value = 18.719 V/m; Power Drift = 0.13 dB

Peak SAR (extrapolated) = 0.4780

SAR(1 g) = 0.254 mW/g; SAR(10 g) = 0.162 mW/g

[Info: Interpolated medium parameters used for SAR evaluation.](#)

Maximum value of SAR (measured) = 0.341 mW/g



0 dB = 0.340mW/g = -9.37 dB mW/g

LTE Band 13 (Secondary Antenna)

Frequency: 782 MHz; Duty Cycle: 1:1; Room Ambient Temperature: 24.0°C; Liquid Temperature: 23.0°C

Medium parameters used (interpolated): $f = 782$ MHz; $\sigma = 0.932$ mho/m; $\epsilon_r = 41.72$; $\rho = 1000$ kg/m³

DASY5 Configuration:

- Area Scan setting - Find Secondary Maximum Within: 2.0 dB and with a peak SAR value greater than 0.0012W/kg
- Electronics: DAE4 Sn1239; Calibrated: 6/6/2012
- Probe: EX3DV4 - SN3773; ConvF(9.16, 9.16, 9.16); Calibrated: 3/14/2012
- Sensor-Surface: 2.5mm (Mechanical Surface Detection (Locations From Previous Scan Used)), Sensor-Surface: 2.5mm (Mechanical Surface Detection)
- Phantom: SAM; Type: QD000P40CD; Serial: 1632

RHS/Touch_QPSK_RB# 25,24_Ch 23230/Area Scan (7x11x1): Measurement grid: dx=15mm, dy=15mm

[Info: Interpolated medium parameters used for SAR evaluation.](#)

Maximum value of SAR (measured) = 0.307 mW/g

RHS/Touch_QPSK_RB# 25,24_Ch 23230/Zoom Scan (5x5x7)/Cube 0: Measurement grid:

dx=8mm, dy=8mm, dz=5mm

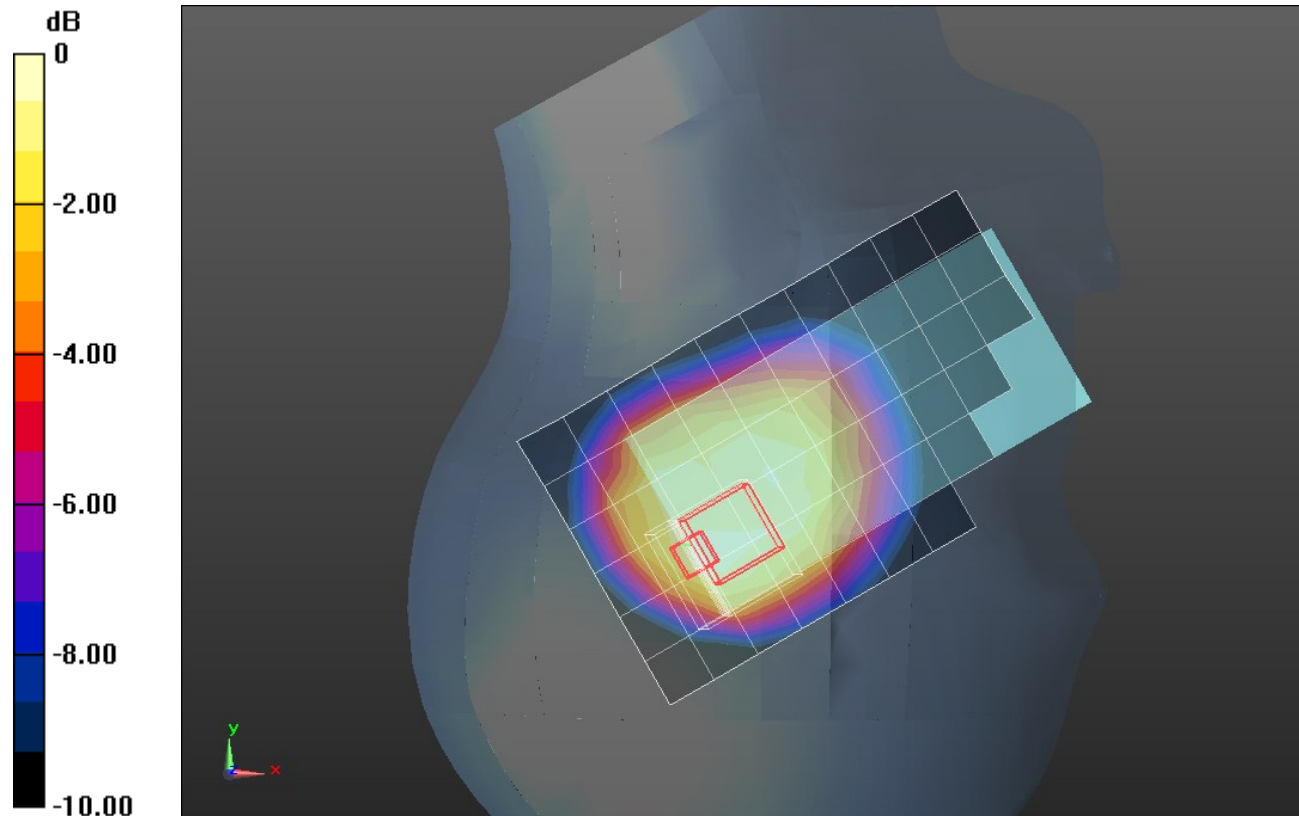
Reference Value = 18.329 V/m; Power Drift = 0.02 dB

Peak SAR (extrapolated) = 0.4630

SAR(1 g) = 0.240 mW/g; SAR(10 g) = 0.152 mW/g

[Info: Interpolated medium parameters used for SAR evaluation.](#)

Maximum value of SAR (measured) = 0.321 mW/g



0 dB = 0.320mW/g = -9.90 dB mW/g

LTE Band 13 (Secondary Antenna)

Frequency: 782 MHz; Duty Cycle: 1:1; Room Ambient Temperature: 24.0°C; Liquid Temperature: 23.0°C
 Medium parameters used (interpolated): $f = 782 \text{ MHz}$; $\sigma = 0.932 \text{ mho/m}$; $\epsilon_r = 41.72$; $\rho = 1000 \text{ kg/m}^3$

DASY5 Configuration:

- Area Scan setting - Find Secondary Maximum Within: 2.0 dB and with a peak SAR value greater than 0.0012W/kg
- Electronics: DAE4 Sn1239; Calibrated: 6/6/2012
- Probe: EX3DV4 - SN3773; ConvF(9.16, 9.16, 9.16); Calibrated: 3/14/2012
- Sensor-Surface: 2.5mm (Mechanical Surface Detection (Locations From Previous Scan Used)), Sensor-Surface: 2.5mm (Mechanical Surface Detection)
- Phantom: SAM; Type: QD000P40CD; Serial: 1632

RHS/Touch_QPSK_RB# 50,0_Ch 23230/Area Scan (7x11x1): Measurement grid: dx=15mm, dy=15mm

[Info: Interpolated medium parameters used for SAR evaluation.](#)

Maximum value of SAR (measured) = 0.318 mW/g

RHS/Touch_QPSK_RB# 50,0_Ch 23230/Zoom Scan (5x5x7)/Cube 0: Measurement grid: dx=8mm, dy=8mm, dz=5mm

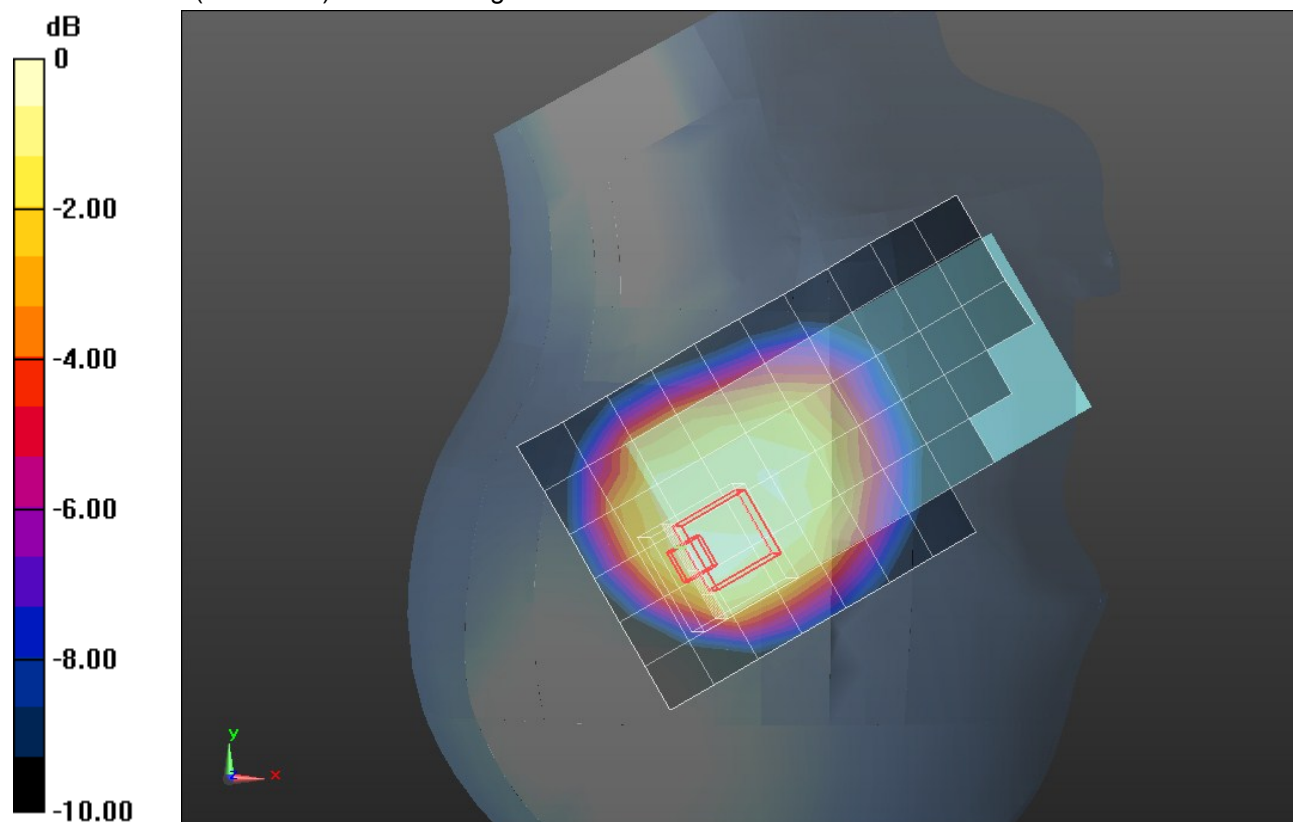
Reference Value = 18.785 V/m; Power Drift = 0.0047 dB

Peak SAR (extrapolated) = 0.4800

SAR(1 g) = 0.250 mW/g; SAR(10 g) = 0.156 mW/g

[Info: Interpolated medium parameters used for SAR evaluation.](#)

Maximum value of SAR (measured) = 0.333 mW/g



0 dB = 0.330mW/g = -9.63 dB mW/g

LTE Band 13 (Secondary Antenna)

Frequency: 782 MHz; Duty Cycle: 1:1; Room Ambient Temperature: 24.0°C; Liquid Temperature: 23.0°C
 Medium parameters used (interpolated): $f = 782 \text{ MHz}$; $\sigma = 0.932 \text{ mho/m}$; $\epsilon_r = 41.72$; $\rho = 1000 \text{ kg/m}^3$

DASY5 Configuration:

- Area Scan setting - Find Secondary Maximum Within: 2.0 dB and with a peak SAR value greater than 0.0012W/kg
- Electronics: DAE4 Sn1239; Calibrated: 6/6/2012
- Probe: EX3DV4 - SN3773; ConvF(9.16, 9.16, 9.16); Calibrated: 3/14/2012
- Sensor-Surface: 2.5mm (Mechanical Surface Detection (Locations From Previous Scan Used)), Sensor-Surface: 2.5mm (Mechanical Surface Detection)
- Phantom: SAM; Type: QD000P40CD; Serial: 1632

RHS/Tilt_QPSK_RB# 1, 0_Ch 23230/Area Scan (7x11x1): Measurement grid: dx=15mm, dy=15mm

[Info: Interpolated medium parameters used for SAR evaluation.](#)

Maximum value of SAR (measured) = 0.554 mW/g

RHS/Tilt_QPSK_RB# 1, 0_Ch 23230/Zoom Scan (5x5x7)/Cube 0: Measurement grid: dx=8mm, dy=8mm, dz=5mm

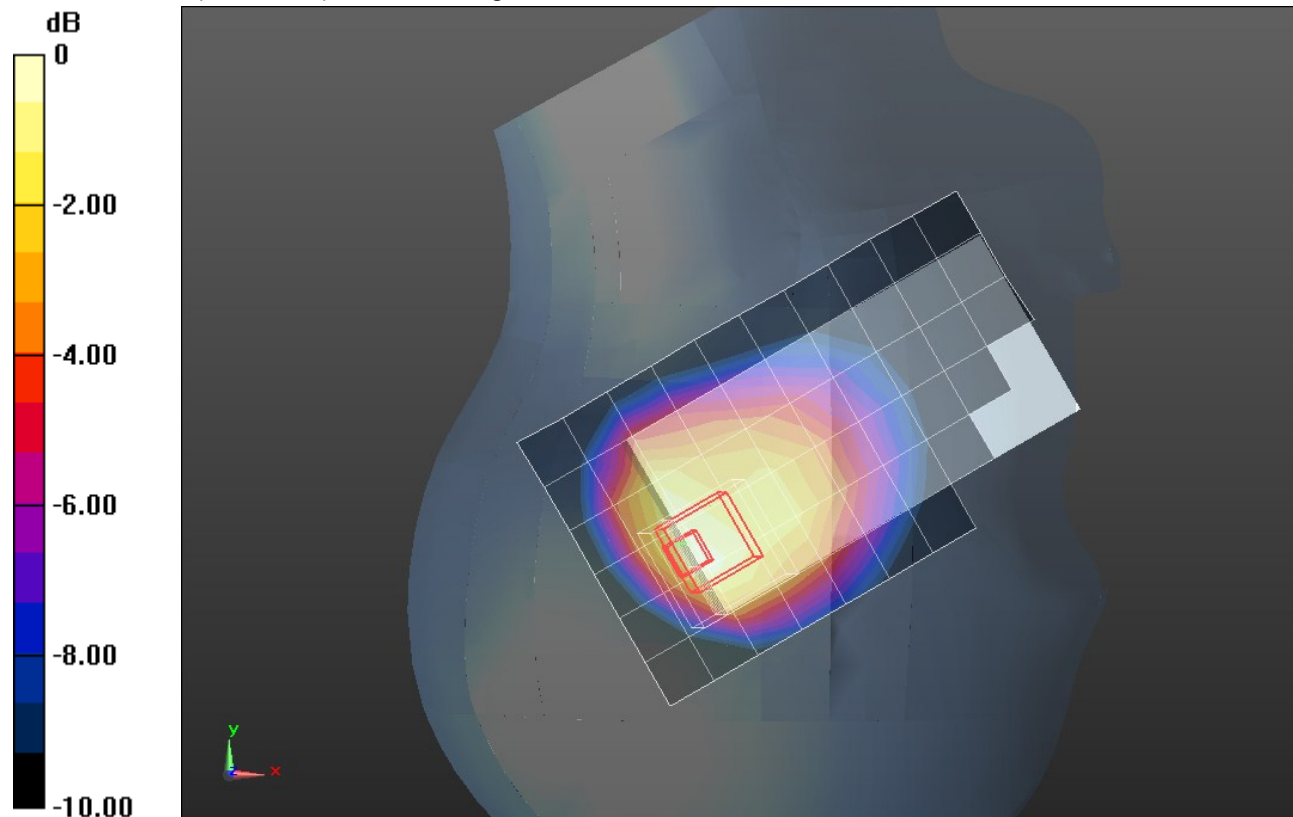
Reference Value = 24.436 V/m; Power Drift = -0.09 dB

Peak SAR (extrapolated) = 0.8620

SAR(1 g) = 0.419 mW/g; SAR(10 g) = 0.238 mW/g

[Info: Interpolated medium parameters used for SAR evaluation.](#)

Maximum value of SAR (measured) = 0.576 mW/g



0 dB = 0.580mW/g = -4.73 dB mW/g

LTE Band 13 (Secondary Antenna)

Frequency: 782 MHz; Duty Cycle: 1:1; Room Ambient Temperature: 24.0°C; Liquid Temperature: 23.0°C
 Medium parameters used (interpolated): $f = 782 \text{ MHz}$; $\sigma = 0.932 \text{ mho/m}$; $\epsilon_r = 41.72$; $\rho = 1000 \text{ kg/m}^3$

DASY5 Configuration:

- Area Scan setting - Find Secondary Maximum Within: 2.0 dB and with a peak SAR value greater than 0.0012W/kg
- Electronics: DAE4 Sn1239; Calibrated: 6/6/2012
- Probe: EX3DV4 - SN3773; ConvF(9.16, 9.16, 9.16); Calibrated: 3/14/2012
- Sensor-Surface: 2.5mm (Mechanical Surface Detection (Locations From Previous Scan Used)), Sensor-Surface: 2.5mm (Mechanical Surface Detection)
- Phantom: SAM; Type: QD000P40CD; Serial: 1632

RHS/Tilt_QPSK_RB# 1, 24_Ch 23230/Area Scan (7x11x1): Measurement grid: dx=15mm, dy=15mm

[Info: Interpolated medium parameters used for SAR evaluation.](#)

Maximum value of SAR (measured) = 0.551 mW/g

RHS/Tilt_QPSK_RB# 1, 24_Ch 23230/Zoom Scan (5x5x7)/Cube 0: Measurement grid: dx=8mm, dy=8mm, dz=5mm

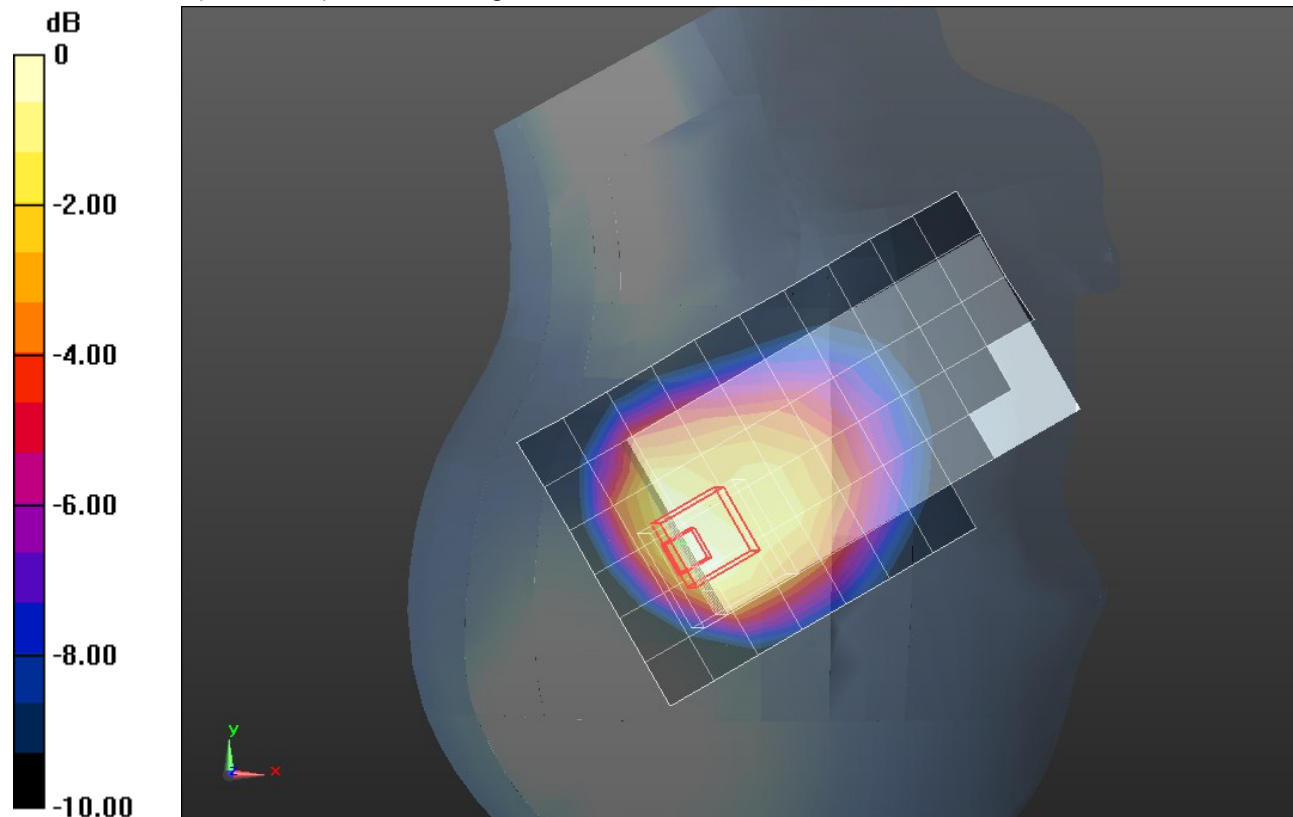
Reference Value = 24.294 V/m; Power Drift = 0.0039 dB

Peak SAR (extrapolated) = 0.8710

SAR(1 g) = 0.423 mW/g; SAR(10 g) = 0.241 mW/g

[Info: Interpolated medium parameters used for SAR evaluation.](#)

Maximum value of SAR (measured) = 0.583 mW/g



0 dB = 0.580mW/g = -4.73 dB mW/g

LTE Band 13 (Secondary Antenna)

Frequency: 782 MHz; Duty Cycle: 1:1; Room Ambient Temperature: 24.0°C; Liquid Temperature: 23.0°C
 Medium parameters used (interpolated): $f = 782 \text{ MHz}$; $\sigma = 0.932 \text{ mho/m}$; $\epsilon_r = 41.72$; $\rho = 1000 \text{ kg/m}^3$

DASY5 Configuration:

- Area Scan setting - Find Secondary Maximum Within: 2.0 dB and with a peak SAR value greater than 0.0012W/kg
- Electronics: DAE4 Sn1239; Calibrated: 6/6/2012
- Probe: EX3DV4 - SN3773; ConvF(9.16, 9.16, 9.16); Calibrated: 3/14/2012
- Sensor-Surface: 2.5mm (Mechanical Surface Detection (Locations From Previous Scan Used)), Sensor-Surface: 2.5mm (Mechanical Surface Detection)
- Phantom: SAM; Type: QD000P40CD; Serial: 1632

RHS/Tilt_QPSK_RB# 1, 49_Ch 23230/Area Scan (7x11x1): Measurement grid: dx=15mm, dy=15mm

[Info: Interpolated medium parameters used for SAR evaluation.](#)

Maximum value of SAR (measured) = 0.455 mW/g

RHS/Tilt_QPSK_RB# 1, 49_Ch 23230/Zoom Scan (5x5x7)/Cube 0: Measurement grid: dx=8mm, dy=8mm, dz=5mm

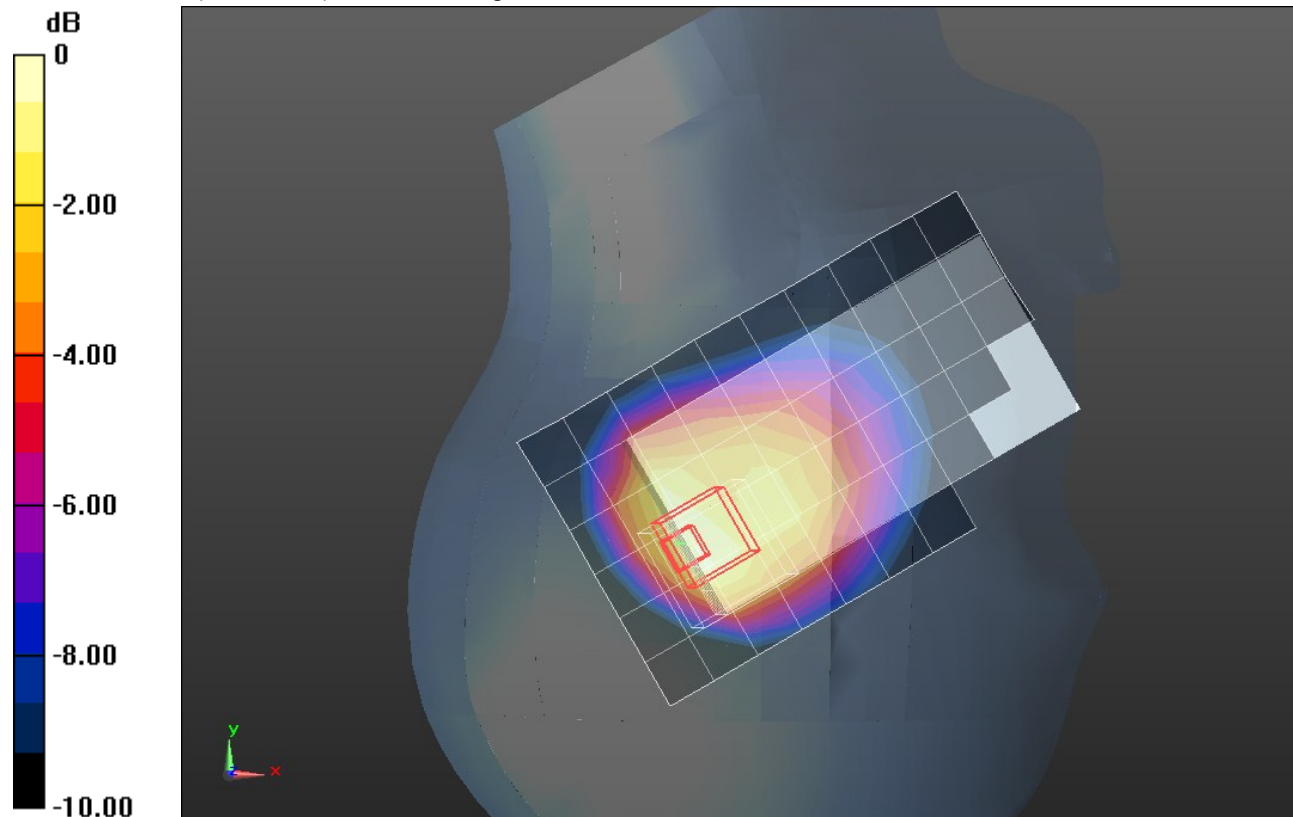
Reference Value = 22.341 V/m; Power Drift = 0.09 dB

Peak SAR (extrapolated) = 0.7430

SAR(1 g) = 0.365 mW/g; SAR(10 g) = 0.208 mW/g

[Info: Interpolated medium parameters used for SAR evaluation.](#)

Maximum value of SAR (measured) = 0.505 mW/g



0 dB = 0.510mW/g = -5.85 dB mW/g

LTE Band 13 (Secondary Antenna)

Frequency: 782 MHz; Duty Cycle: 1:1; Room Ambient Temperature: 24.0°C; Liquid Temperature: 23.0°C
 Medium parameters used (interpolated): $f = 782 \text{ MHz}$; $\sigma = 0.932 \text{ mho/m}$; $\epsilon_r = 41.72$; $\rho = 1000 \text{ kg/m}^3$

DASY5 Configuration:

- Area Scan setting - Find Secondary Maximum Within: 2.0 dB and with a peak SAR value greater than 0.0012W/kg
- Electronics: DAE4 Sn1239; Calibrated: 6/6/2012
- Probe: EX3DV4 - SN3773; ConvF(9.16, 9.16, 9.16); Calibrated: 3/14/2012
- Sensor-Surface: 2.5mm (Mechanical Surface Detection (Locations From Previous Scan Used)), Sensor-Surface: 2.5mm (Mechanical Surface Detection)
- Phantom: SAM; Type: QD000P40CD; Serial: 1632

RHS/Tilt_QPSK_RB# 25, 0_Ch 23230/Area Scan (7x11x1): Measurement grid: dx=15mm, dy=15mm

[Info: Interpolated medium parameters used for SAR evaluation.](#)

Maximum value of SAR (measured) = 0.456 mW/g

RHS/Tilt_QPSK_RB# 25, 0_Ch 23230/Zoom Scan (5x5x7)/Cube 0: Measurement grid: dx=8mm, dy=8mm, dz=5mm

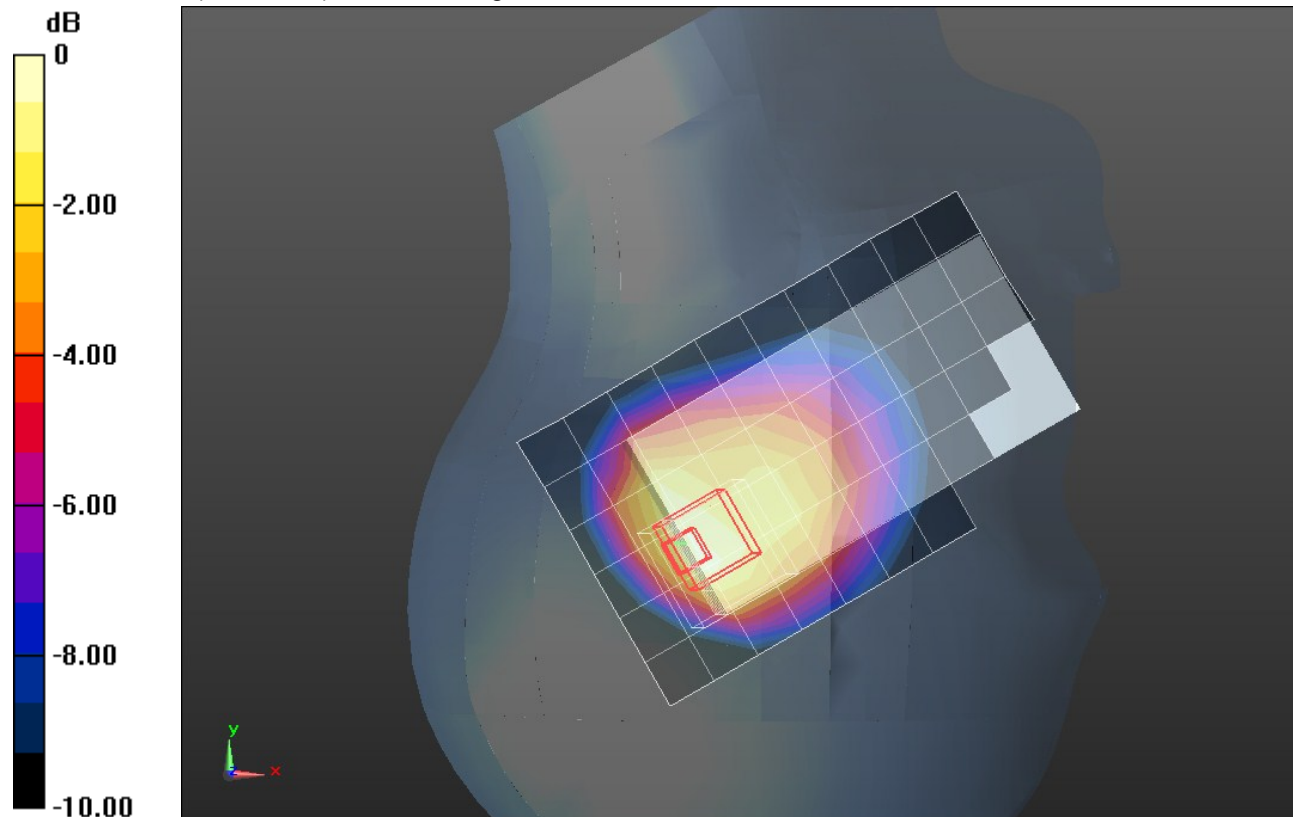
Reference Value = 22.362 V/m; Power Drift = -0.04 dB

Peak SAR (extrapolated) = 0.7240

SAR(1 g) = 0.353 mW/g; SAR(10 g) = 0.201 mW/g

[Info: Interpolated medium parameters used for SAR evaluation.](#)

Maximum value of SAR (measured) = 0.486 mW/g



0 dB = 0.490mW/g = -6.20 dB mW/g

LTE Band 13 (Secondary Antenna)

Frequency: 782 MHz; Duty Cycle: 1:1; Room Ambient Temperature: 24.0°C; Liquid Temperature: 23.0°C
 Medium parameters used (interpolated): $f = 782 \text{ MHz}$; $\sigma = 0.932 \text{ mho/m}$; $\epsilon_r = 41.72$; $\rho = 1000 \text{ kg/m}^3$

DASY5 Configuration:

- Area Scan setting - Find Secondary Maximum Within: 2.0 dB and with a peak SAR value greater than 0.0012W/kg
- Electronics: DAE4 Sn1239; Calibrated: 6/6/2012
- Probe: EX3DV4 - SN3773; ConvF(9.16, 9.16, 9.16); Calibrated: 3/14/2012
- Sensor-Surface: 2.5mm (Mechanical Surface Detection (Locations From Previous Scan Used)), Sensor-Surface: 2.5mm (Mechanical Surface Detection)
- Phantom: SAM; Type: QD000P40CD; Serial: 1632

RHS/Tilt_QPSK_RB# 25, 12_Ch 23230/Area Scan (7x11x1): Measurement grid: dx=15mm, dy=15mm

[Info: Interpolated medium parameters used for SAR evaluation.](#)

Maximum value of SAR (measured) = 0.447 mW/g

RHS/Tilt_QPSK_RB# 25, 12_Ch 23230/Zoom Scan (5x5x7)/Cube 0: Measurement grid: dx=8mm, dy=8mm, dz=5mm

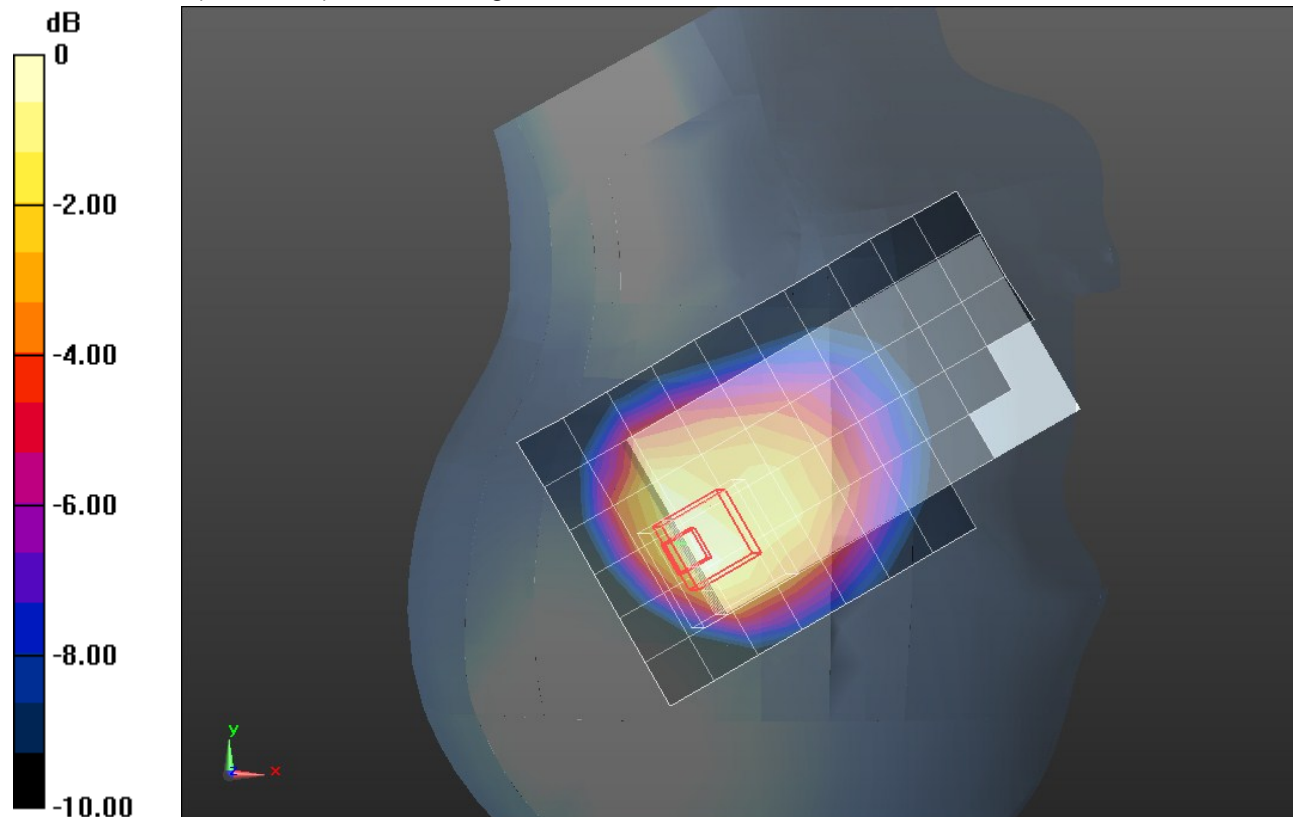
Reference Value = 22.031 V/m; Power Drift = -0.03 dB

Peak SAR (extrapolated) = 0.7110

SAR(1 g) = 0.346 mW/g; SAR(10 g) = 0.197 mW/g

[Info: Interpolated medium parameters used for SAR evaluation.](#)

Maximum value of SAR (measured) = 0.479 mW/g



0 dB = 0.480mW/g = -6.38 dB mW/g

LTE Band 13 (Secondary Antenna)

Frequency: 782 MHz; Duty Cycle: 1:1; Room Ambient Temperature: 24.0°C; Liquid Temperature: 23.0°C
 Medium parameters used (interpolated): $f = 782 \text{ MHz}$; $\sigma = 0.932 \text{ mho/m}$; $\epsilon_r = 41.72$; $\rho = 1000 \text{ kg/m}^3$

DASY5 Configuration:

- Area Scan setting - Find Secondary Maximum Within: 2.0 dB and with a peak SAR value greater than 0.0012W/kg
- Electronics: DAE4 Sn1239; Calibrated: 6/6/2012
- Probe: EX3DV4 - SN3773; ConvF(9.16, 9.16, 9.16); Calibrated: 3/14/2012
- Sensor-Surface: 2.5mm (Mechanical Surface Detection (Locations From Previous Scan Used)), Sensor-Surface: 2.5mm (Mechanical Surface Detection)
- Phantom: SAM; Type: QD000P40CD; Serial: 1632

RHS/Tilt_QPSK_RB# 25, 24_Ch 23230/Area Scan (7x11x1): Measurement grid: dx=15mm, dy=15mm

[Info: Interpolated medium parameters used for SAR evaluation.](#)

Maximum value of SAR (measured) = 0.430 mW/g

RHS/Tilt_QPSK_RB# 25, 24_Ch 23230/Zoom Scan (5x5x7)/Cube 0: Measurement grid: dx=8mm, dy=8mm, dz=5mm

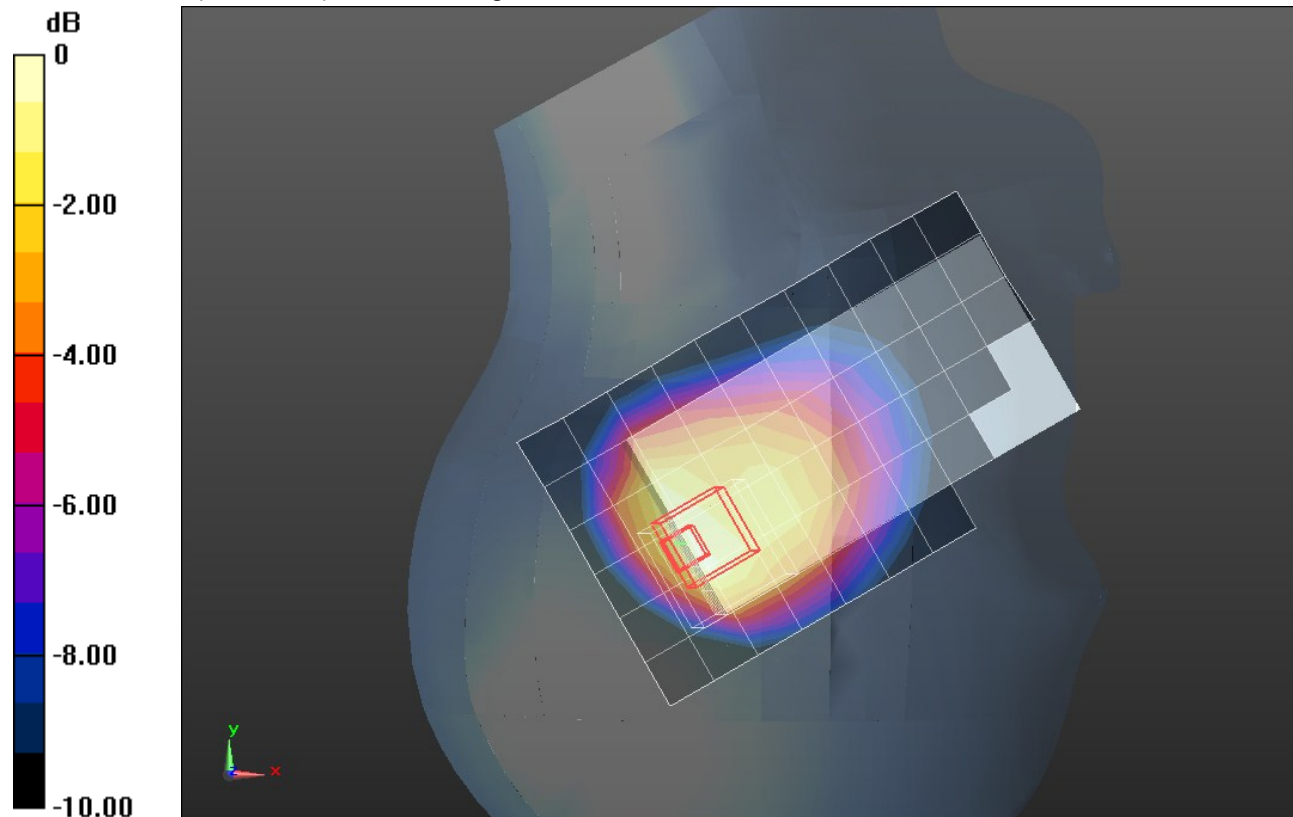
Reference Value = 21.715 V/m; Power Drift = -0.0055 dB

Peak SAR (extrapolated) = 0.6960

SAR(1 g) = 0.338 mW/g; SAR(10 g) = 0.193 mW/g

[Info: Interpolated medium parameters used for SAR evaluation.](#)

Maximum value of SAR (measured) = 0.468 mW/g



0 dB = 0.470mW/g = -6.56 dB mW/g

LTE Band 13 (Secondary Antenna)

Frequency: 782 MHz; Duty Cycle: 1:1; Room Ambient Temperature: 24.0°C; Liquid Temperature: 23.0°C
 Medium parameters used (interpolated): $f = 782 \text{ MHz}$; $\sigma = 0.932 \text{ mho/m}$; $\epsilon_r = 41.72$; $\rho = 1000 \text{ kg/m}^3$

DASY5 Configuration:

- Area Scan setting - Find Secondary Maximum Within: 2.0 dB and with a peak SAR value greater than 0.0012W/kg
- Electronics: DAE4 Sn1239; Calibrated: 6/6/2012
- Probe: EX3DV4 - SN3773; ConvF(9.16, 9.16, 9.16); Calibrated: 3/14/2012
- Sensor-Surface: 2.5mm (Mechanical Surface Detection (Locations From Previous Scan Used)), Sensor-Surface: 2.5mm (Mechanical Surface Detection)
- Phantom: SAM; Type: QD000P40CD; Serial: 1632

RHS/Tilt_QPSK_RB# 50, 0_Ch 23230/Area Scan (7x11x1): Measurement grid: dx=15mm, dy=15mm

[Info: Interpolated medium parameters used for SAR evaluation.](#)

Maximum value of SAR (measured) = 0.440 mW/g

RHS/Tilt_QPSK_RB# 50, 0_Ch 23230/Zoom Scan (5x5x7)/Cube 0: Measurement grid: dx=8mm, dy=8mm, dz=5mm

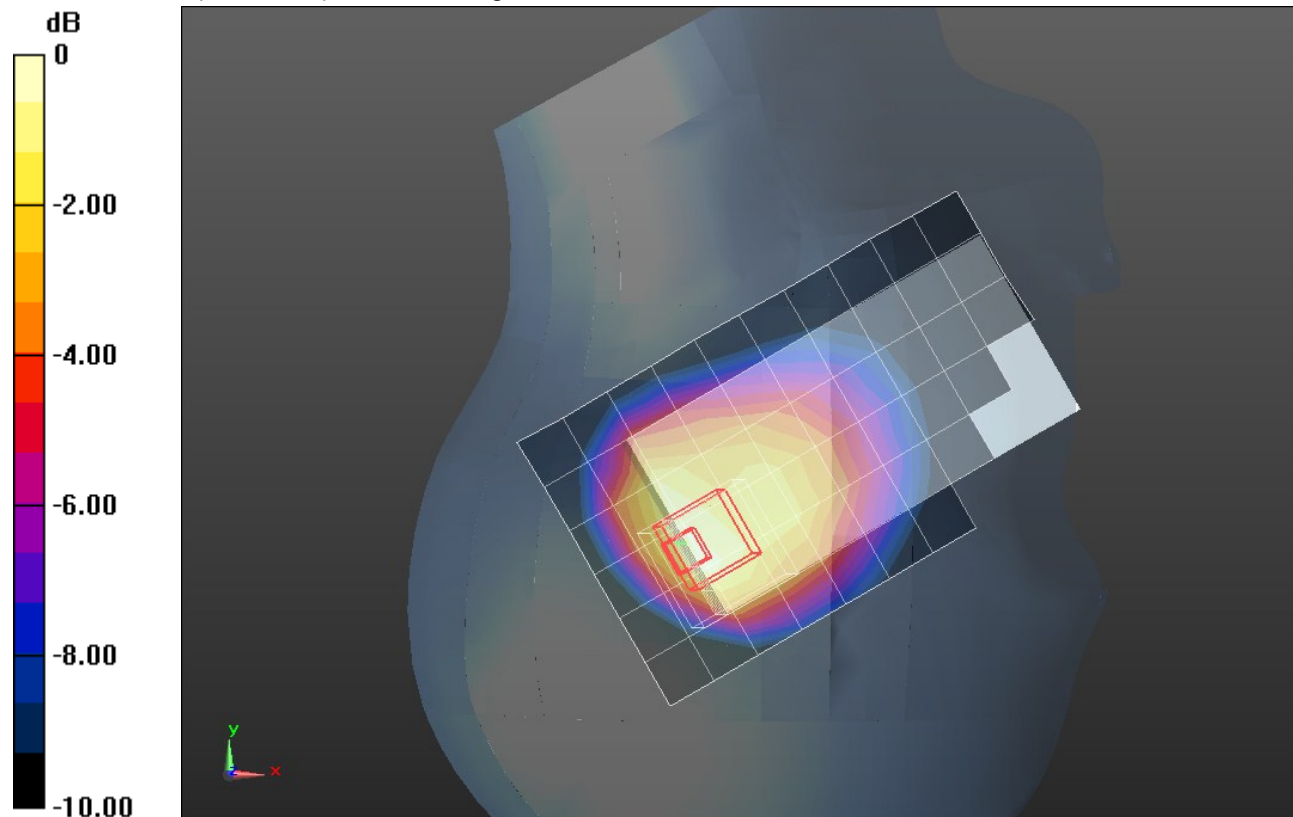
Reference Value = 21.858 V/m; Power Drift = -0.0055 dB

Peak SAR (extrapolated) = 0.7000

SAR(1 g) = 0.341 mW/g; SAR(10 g) = 0.194 mW/g

[Info: Interpolated medium parameters used for SAR evaluation.](#)

Maximum value of SAR (measured) = 0.471 mW/g



0 dB = 0.470mW/g = -6.56 dB mW/g