


## 10. SETUP PHOTOS


### ANTENNA PORT CONDUCTED RF MEASUREMENT SETUP




### RADIATED RF MEASUREMENT SETUP FOR PORTABLE CONFIGURATION




Y-AXIS PHOTO



Z-AXIS PHOTO



ENVIRONMENTAL CHAMBER



**END OF REPORT**