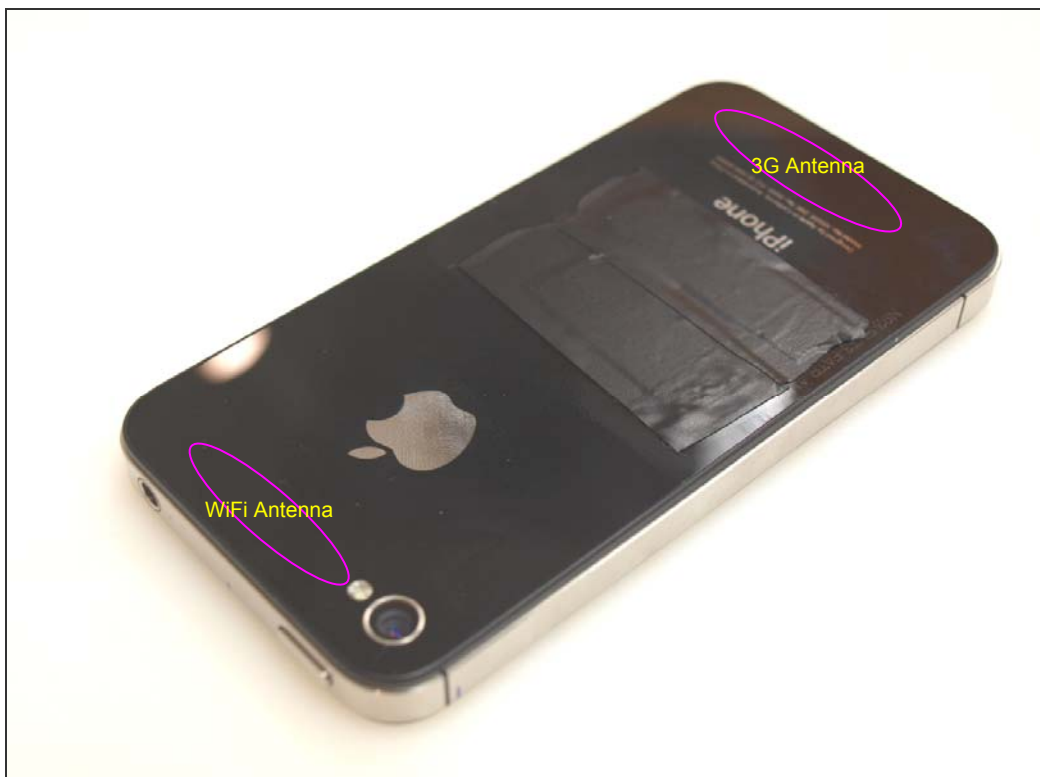




15. ANTENNA LOCATIONS AND SEPARATION DISTANCES



16. TEST SETUP PHOTOS

LEFT HAND SIDE TOUCH




LEFT HAND SIDE TTILT (15°)




RIGHT HAND SIDE TOUCH




RIGHT HAND SIDE TILT (15°)




BODY – FACE UP w/ 1.5 cm Separation



BODY – FACE DOWN w/ 1.5 cm Separation



BODY – FACE DOWN w/ 1.5 cm Separation and Headset



BODY – FRONT SIDE w/ 1 cm Separation



BODY – BACK SIDE w/ 1 cm Separation



BODY – LEFT EDGE w/ 1 cm Separation



BODY – RIGHT EDGE w/ 1 cm Separation



BODY – TOP EDGE w/ 1 cm Separation



BODY – BOTTOM EDGE w/ 1 cm Separation



17. EXTERNAL PHOTOS

FACE UP



FACE DOWN



END OF REPORT