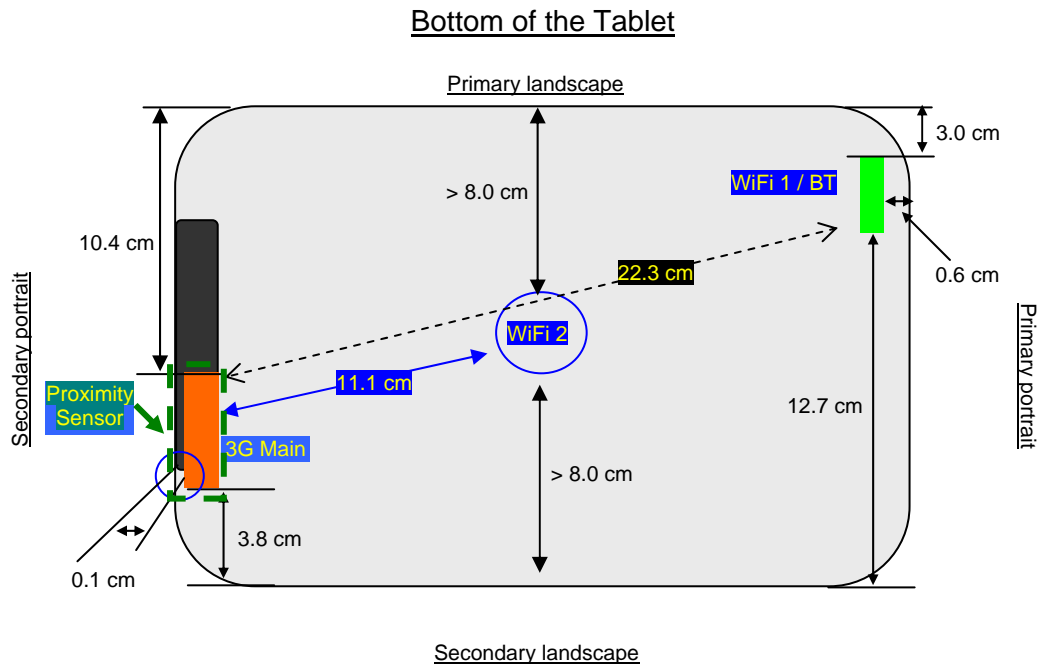


## 14. ANTENNA-TO-ANTENNA/USER SEPARATION DISTANCES



Antenna-to-user separation distances:

### 3G Antenna

Tablet – Bottom face: 0.9 cm from 3G main antenna-to-user

Table – Edges with the following configurations

- Primary landscape: 10.4 cm from 3G main antenna-to-user
- Secondary landscape: 3.8 cm from 3G main antenna-to-user
- Primary Portrait: 21.5 cm from 3G main antenna-to-user
- Secondary Portrait: 0.1 cm from 3G main antenna-to-user

### WiFi Antenna

Tablet – Bottom face

0.9 cm from WiFi 1 (BT) antenna-to-user

0.0 cm (touch) WiFi 2 antenna-to-user


Table – Edges with the following configurations

- Primary landscape:
  - 3.0 cm from WiFi 1(BT) antenna-to-user
  - > 8.0 cm from WiFi 2 antenna-to-user
- Secondary landscape:
  - 12.7 cm from WiFi 1 (BT) antenna-to-user
  - > 8.0 cm from WiFi 2 antenna-to-user
- Primary Portrait:
  - 0.6 cm from WiFi 1 antenna-to-user
  - 11.0 cm from WiFi 2 antenna-to-user
- Secondary Portrait:
  - 23.0 cm from WiFi 1 (BT) antenna-to-user
  - 10.0 cm from WiFi 2 antenna-to-user

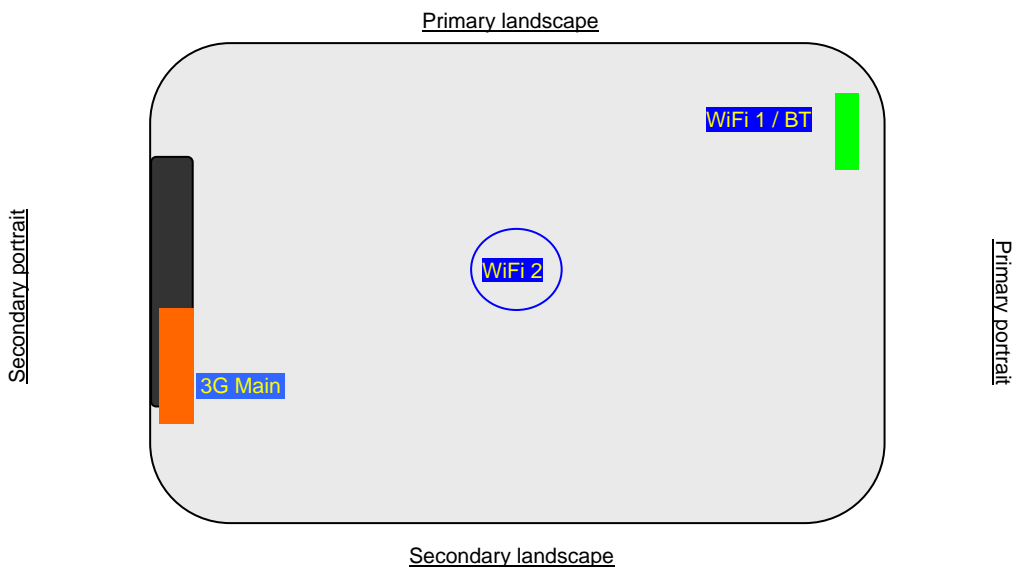
# 15. PHOTOS

## 15.1. TEST SETUP PHOTO FOR 3G PORTION


Tablet - Bottom face (Body SAR with 3G main antenna)  
(0.9 cm from 3G main antenna-to-phantom)




Bottom of the Tablet (Looking down from top of the phantom)




Tablet - Edge: Primary Landscape (No SAR due to large distance)




Tablet - Edge: Secondary Landscape (3.8 cm from 3G main-to-phantom)



Tablet - Edge - Primary Portrait (No SAR due to large distance))




Tablet - Edge - Secondary Portrait (0.1 cm from 3G main-to-phantom)

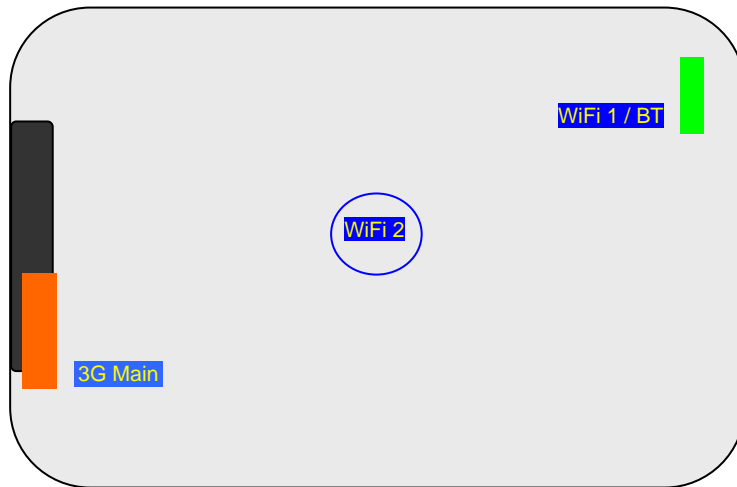


### 15.2. TEST SETUP PHOTO FOR WIFI PORTION

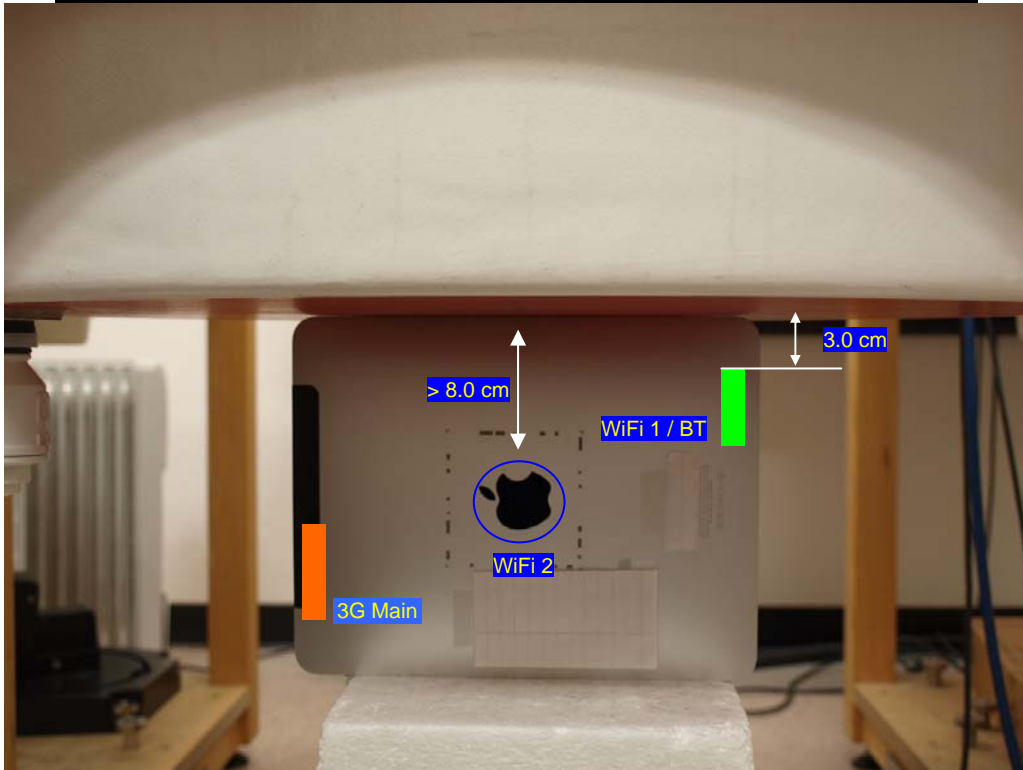
Tablet - Bottom face (Body SAR with WiFi 1/BT & WiFi 2 Antenna)  
(0 cm from WiFi 2 antenna-to-phantom; 0.9 cm from WiFi 1 antenna-to-phantom)



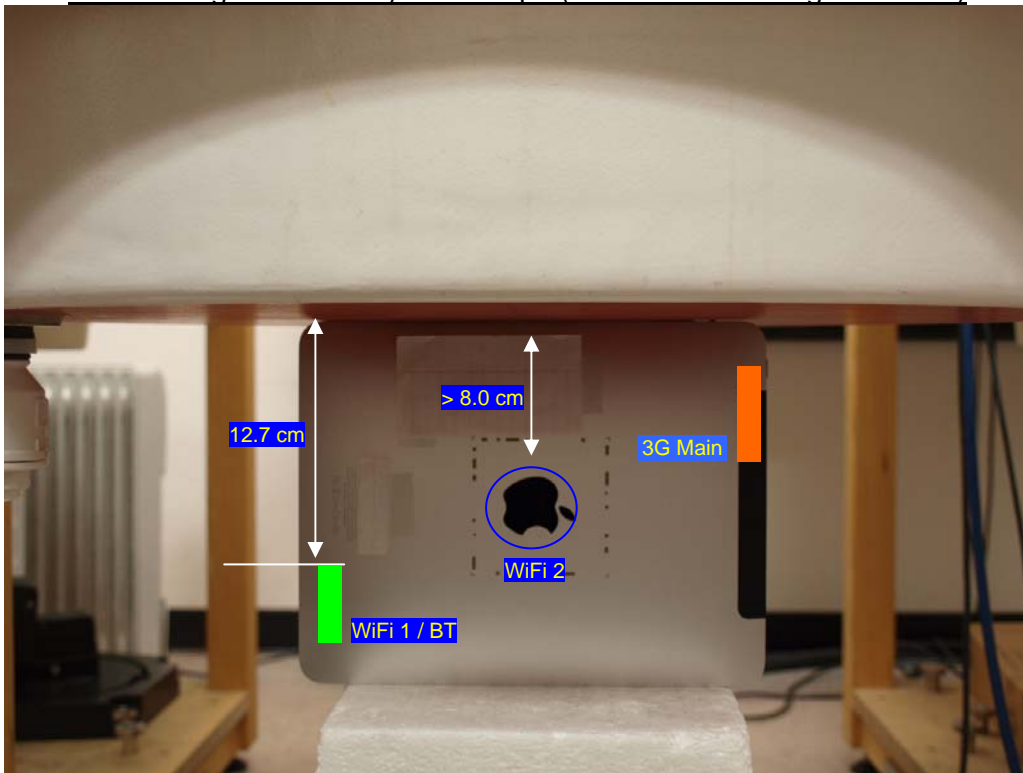
Bottom of the Tablet (Looking down from top of the phantom)



Tablet - Edge: Primary Landscape (Body SAR with WiFi 1/BT Antenna)




Tablet - Edge: Secondary Landscape (No SAR due to large distance)

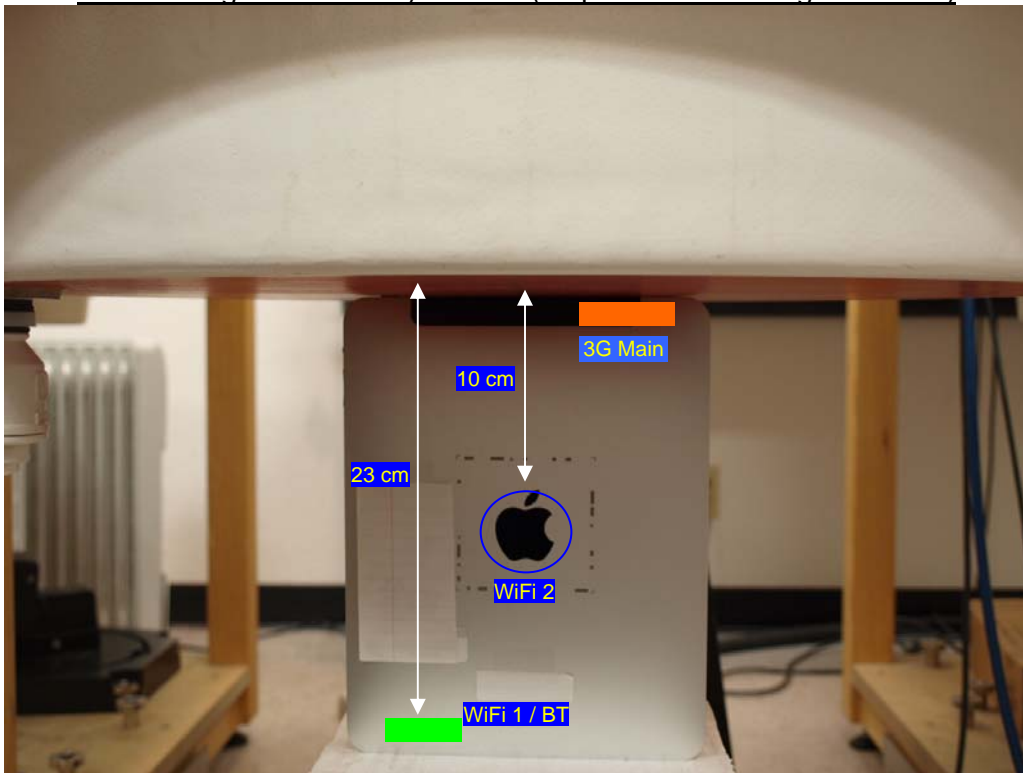




Tablet - Edge - Primary Portrait (Body SAR with WiFi 1/BT Antenna)



Tablet - Edge - Secondary Portrait (Skip SAR due to large distance)



**15.3. EXTERNAL PHOTO**

Front View



Bottom View



**END OF REPORT**