



TEST SETUP PHOTOS

Report Number: 12289553-EP1V1

1. SCOPE


The purpose of this document is to show test setup diagrams and photos for the following reports

Reports
12289553-EP1 V1

2. SETUP PHOTOS

2.1. 2.4GHz(BLE) TECHNOLOGIES

ANTENNA PORT AND AC LINE CONDUCTED SETUP



RF ANTENNA PORT CONDUCTED



AC LINE CONDUCTED (FRONT)




AC LINE CONDUCTED (BACK)

RADIATED RF MEASUREMENT SETUP




BELOW 1GHz (FRONT)



BELOW 1GHz (BACK)



ABOVE 1GHz (FRONT)



ABOVE 1GHz (BACK)