

## APPENDIX B: SAR DIPOLE VERIFICATION PLOTS

# ELEMENT

**DUT: Dipole 13.00 MHz; Type: CLA-13 - SN1004**

Communication System: UID: 0, CW; Frequency: 13.0 MHz  
Medium: 30 Head; Medium parameters used:  
f = 13.00 MHz; cond = 0.723 S/m; perm = 52.4; density = 1000 kg/m<sup>3</sup>  
Phantom Section: Flat; Space: 0 mm

Test Date: 07/09/2024; Ambient Temp: 22.0°C; Tissue Temp: 22.5°C

Probe: EX3DV4 - SN3746; ConvF:(16.19,16.19,16.19); Calibrated: 2023-10-16  
Sensor-Surface: 1.4mm (All points)  
Electronics: DAE4 Sn1237; Calibrated: 2023-10-18  
Phantom: ELI V6.0; Serial: 2003  
Measurement SW: DASY Module SAR V16.2.4.2524

## 13.0 MHz System Verification at 30.0 dBm (1000 mW)


**Area Scan (40.0 x 90.0):** Measurement grid: dx=10.0 mm, dy=15.0 mm

**Zoom Scan (30.0 x 30.0 x 30.0):** Measurement grid: dx=6.0 mm, dy=6.0 mm, dz=1.5 mm; Graded Ratio: 1.5

Peak SAR (extrapolated) = 1.19 W/kg

**SAR(1 g) = 0.598 W/kg; SAR(10 g) = 0.368 W/kg**

Deviation (1 g) = 3.46%; Deviation (10 g) = 3.37%



# ELEMENT

**DUT: Dipole 750.0 MHz; Type: D750V3 - SN1097**

Communication System: UID: 0, CW; Frequency: 750.0 MHz  
Medium: 750 Head; Medium parameters used:  
f = 750.0 MHz; cond = 0.895 S/m; perm = 40.8; density = 1000 kg/m<sup>3</sup>  
Phantom Section: Flat; Space: 15 mm

Test Date: 06/18/2024; Ambient Temp: 21.5°C; Tissue Temp: 21.0°C

Probe: EX3DV4 - SN3949; ConvF:(10.55,10.55,10.55); Calibrated: 2023-10-02  
Sensor-Surface: 1.4mm (VMS + 6p)  
Electronics: DAE4 Sn1684; Calibrated: 2023-09-12  
Phantom: Twin-SAM V8.0; Serial: 1736  
Measurement SW: DASY Module SAR V16.2.4.2524

## 750.0 MHz System Verification at 23.0 dBm (200 mW)

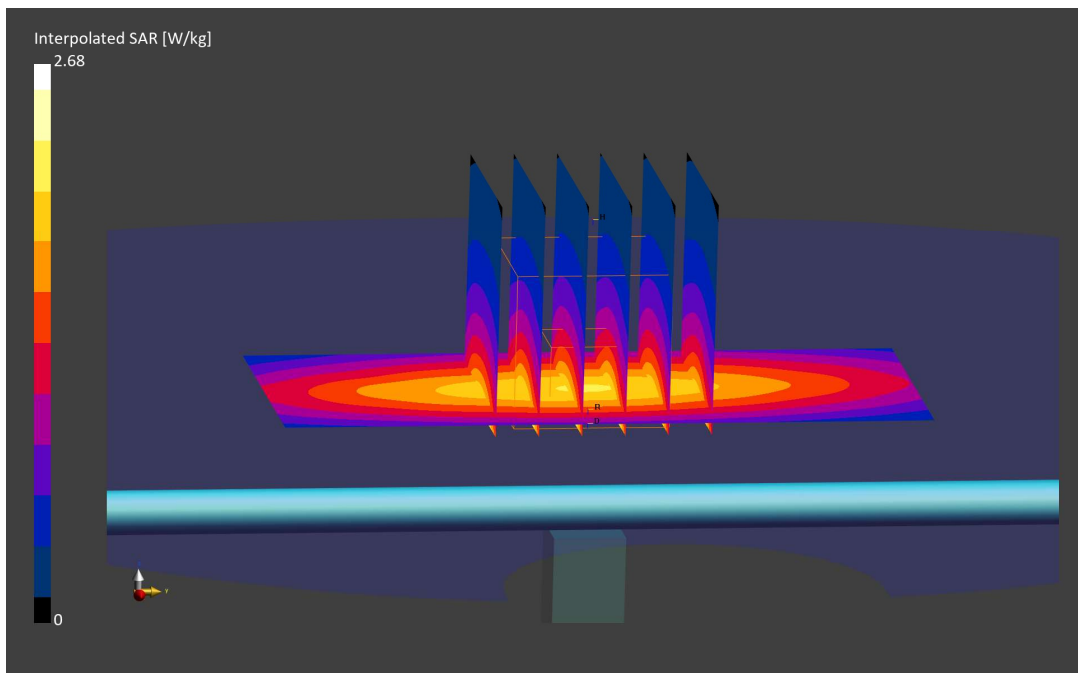
**Area Scan (40.0 x 90.0):** Measurement grid: dx=10.0 mm, dy=15.0 mm

**Zoom Scan (30.0 x 30.0 x 30.0):** Measurement grid: dx=6.0 mm, dy=6.0 mm, dz=1.5 mm; Graded Ratio: 1.5

Peak SAR (extrapolated) = 2.68 W/kg

**SAR(1 g) = 1.75 W/kg; SAR(10 g) = 1.15 W/kg**

Deviation (1 g) = 5.80%; Deviation (10 g) = 6.88%



# ELEMENT

**DUT: Dipole 750.0 MHz; Type: D750V3 - SN1057**

Communication System: UID: 0, CW; Frequency: 750.0 MHz  
Medium: 750 Head; Medium parameters used:  
f = 750.0 MHz; cond = 0.874 S/m; perm = 42.1; density = 1000 kg/m<sup>3</sup>  
Phantom Section: Flat; Space: 15 mm

Test Date: 06/19/2024; Ambient Temp: 19.8°C; Tissue Temp: 19.0°C

Probe: EX3DV4 - SN7532; ConvF:(9.83,9.71,10.46); Calibrated: 2024-04-16  
Sensor-Surface: 1.4mm (VMS + 6p)  
Electronics: DAE4 Sn501; Calibrated: 2024-04-09  
Phantom: Twin-SAM V4.0; Serial: 1598  
Measurement SW: DASY Module SAR V16.2.4.2524

## 750.0 MHz System Verification at 23.0 dBm (200 mW)

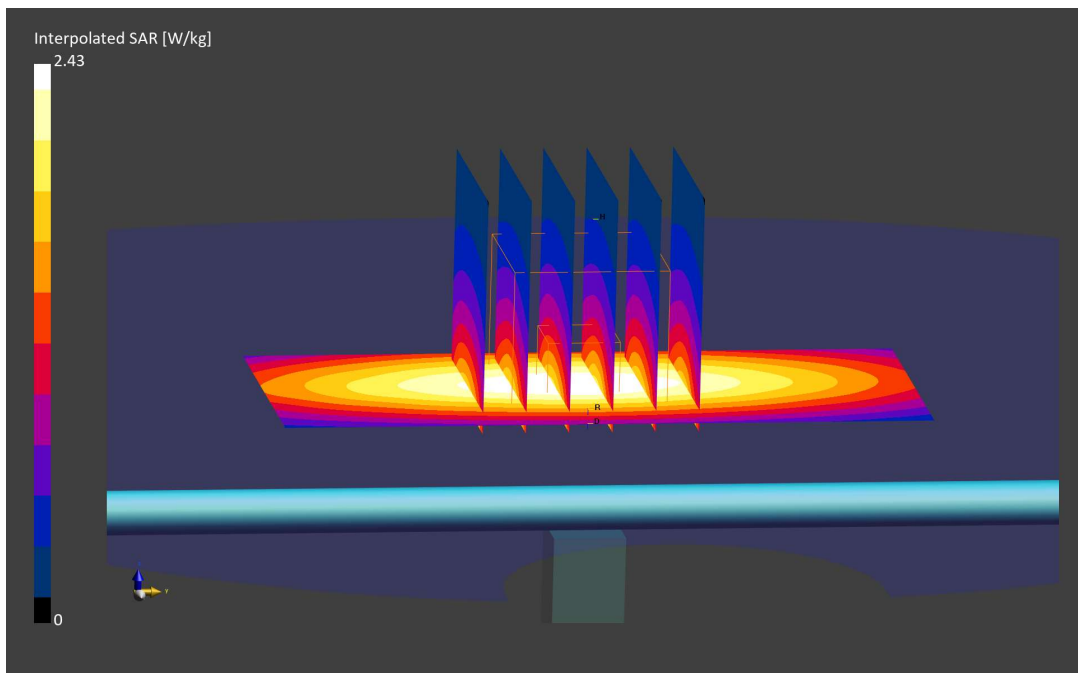
**Area Scan (40.0 x 90.0):** Measurement grid: dx=10.0 mm, dy=15.0 mm

**Zoom Scan (30.0 x 30.0 x 30.0):** Measurement grid: dx=6.0 mm, dy=6.0 mm, dz=1.5 mm; Graded Ratio: 1.5

Peak SAR (extrapolated) = 2.43 W/kg

**SAR(1 g) = 1.65 W/kg; SAR(10 g) = 1.10 W/kg**

Deviation (1 g) = -3.06%; Deviation (10 g) = -1.43%



# ELEMENT

**DUT: Dipole 750.0 MHz; Type: D750V3 - SN1097**

Communication System: UID: 0, CW; Frequency: 750.0 MHz  
Medium: 750 Head; Medium parameters used:  
f = 750.0 MHz; cond = 0.897 S/m; perm = 41.8; density = 1000 kg/m<sup>3</sup>  
Phantom Section: Flat; Space: 15 mm

Test Date: 06/28/2024; Ambient Temp: 21.8°C; Tissue Temp: 23.2°C

Probe: EX3DV4 - SN3949; ConvF:(10.55,10.55,10.55); Calibrated: 2023-10-02  
Sensor-Surface: 1.4mm (VMS + 6p)  
Electronics: DAE4 Sn1684; Calibrated: 2023-09-12  
Phantom: Twin-SAM V8.0; Serial: 1736  
Measurement SW: DASY Module SAR V16.2.4.2524

## 750.0 MHz System Verification at 23.0 dBm (200 mW)

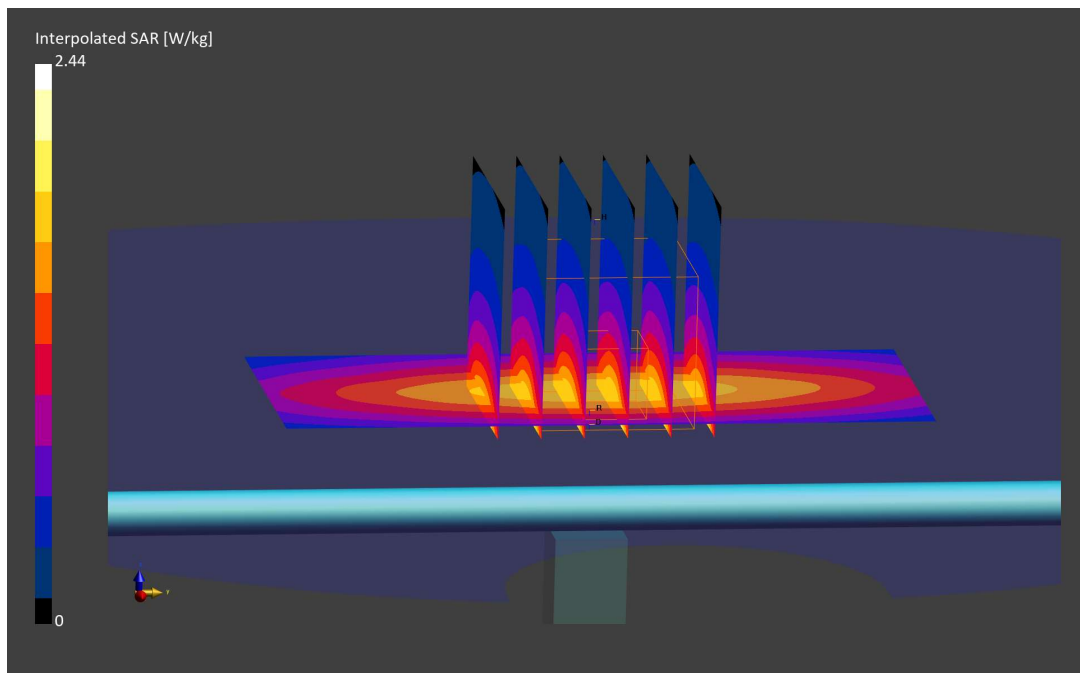
**Area Scan (40.0 x 90.0):** Measurement grid: dx=10.0 mm, dy=15.0 mm

**Zoom Scan (30.0 x 30.0 x 30.0):** Measurement grid: dx=6.0 mm, dy=6.0 mm, dz=1.5 mm; Graded Ratio: 1.5

Peak SAR (extrapolated) = 2.44 W/kg

**SAR(1 g) = 1.56 W/kg; SAR(10 g) = 1.02 W/kg**

Deviation (1 g) = -5.68%; Deviation (10 g) = -5.20%



# ELEMENT

**DUT: Dipole 835.0 MHz; Type: D835V2 - SN4d108**

Communication System: UID: 0, CW; Frequency: 835.0 MHz  
Medium: 835 Head; Medium parameters used:  
f = 835.0 MHz; cond = 0.908 S/m; perm = 41.2; density = 1000 kg/m<sup>3</sup>  
Phantom Section: Flat; Space: 15 mm

Test Date: 06/17/2024; Ambient Temp: 19.9°C; Tissue Temp: 19.1°C

Probe: EX3DV4 - SN7668; ConvF:(9.05,9.05,9.05); Calibrated: 2023-08-10  
Sensor-Surface: 1.4mm (VMS + 6p)  
Electronics: DAE4 Sn1681; Calibrated: 2023-09-12  
Phantom: Twin-SAM V5.0; Serial: 1692  
Measurement SW: DASY Module SAR V16.2.4.2524

## 835.0 MHz System Verification at 23.0 dBm (200 mW)

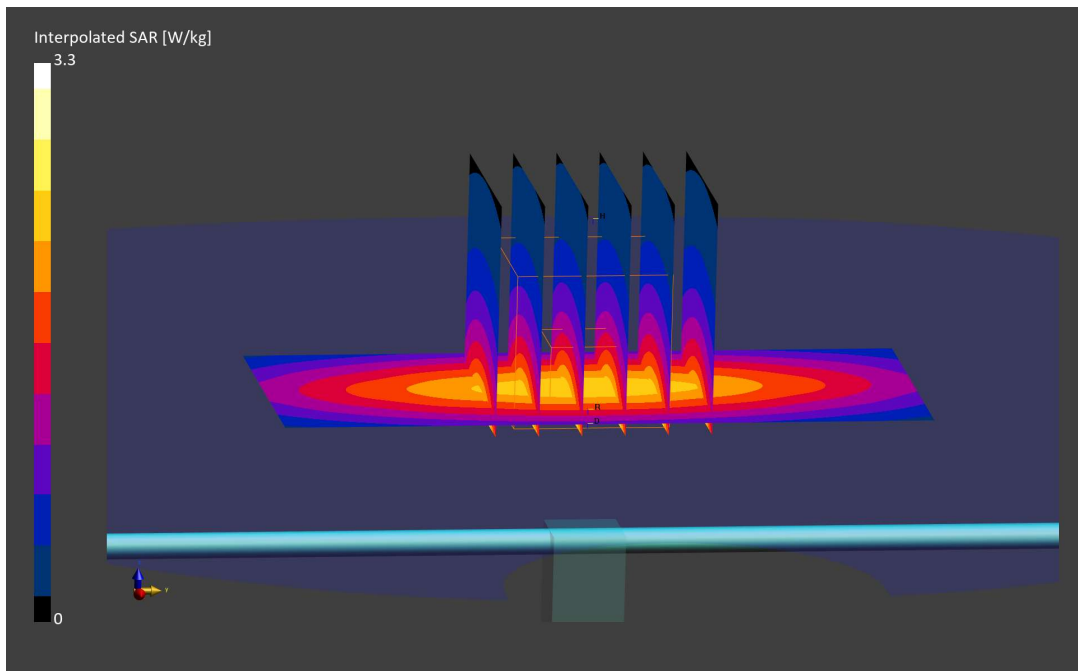
**Area Scan (40.0 x 90.0):** Measurement grid: dx=10.0 mm, dy=15.0 mm

**Zoom Scan (30.0 x 30.0 x 30.0):** Measurement grid: dx=6.0 mm, dy=6.0 mm, dz=1.5 mm; Graded Ratio: 1.5

Peak SAR (extrapolated) = 3.30 W/kg

**SAR(1 g) = 2.08 W/kg; SAR(10 g) = 1.36 W/kg**

Deviation (1 g) = 6.12%; Deviation (10 g) = 7.26%



# ELEMENT

**DUT: Dipole 835.0 MHz; Type: D835V2 - SN4d108**

Communication System: UID: 0, CW; Frequency: 835.0 MHz  
Medium: 835 Head; Medium parameters used:  
f = 835.0 MHz; cond = 0.903 S/m; perm = 42.1; density = 1000 kg/m<sup>3</sup>  
Phantom Section: Flat; Space: 15 mm

Test Date: 06/19/2024; Ambient Temp: 20.4°C; Tissue Temp: 21.5°C

Probe: EX3DV4 - SN7668; ConvF:(9.05,9.05,9.05); Calibrated: 2023-08-10  
Sensor-Surface: 1.4mm (VMS + 6p)  
Electronics: DAE4 Sn1681; Calibrated: 2023-09-12  
Phantom: Twin-SAM V5.0; Serial: 1692  
Measurement SW: DASY Module SAR V16.2.4.2524

## 835.0 MHz System Verification at 23.0 dBm (200 mW)

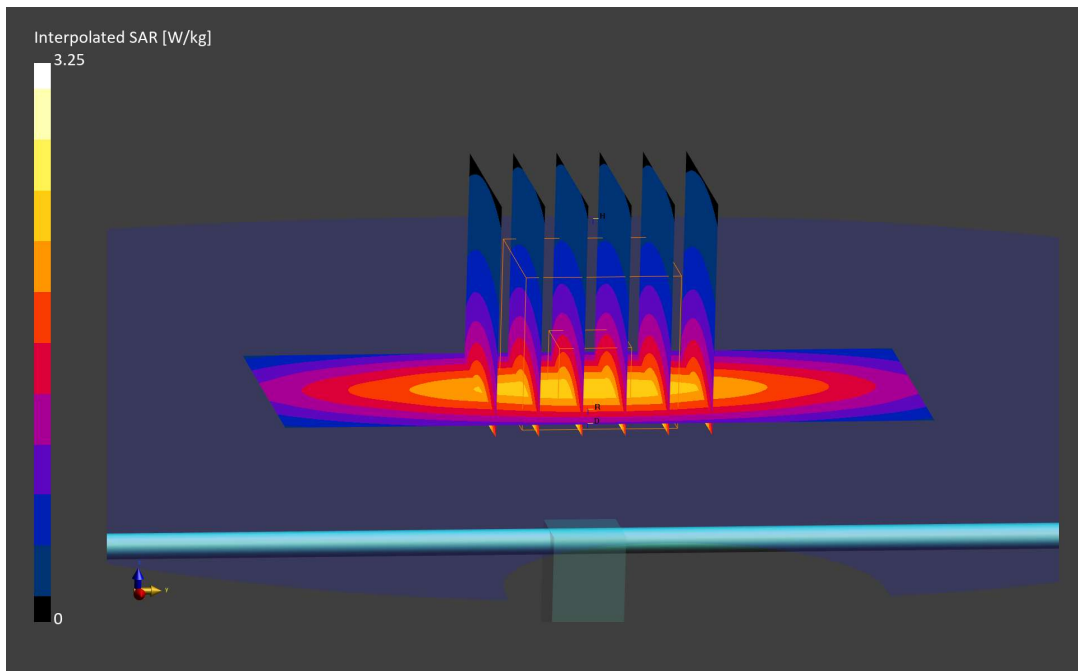
**Area Scan (40.0 x 90.0):** Measurement grid: dx=10.0 mm, dy=15.0 mm

**Zoom Scan (30.0 x 30.0 x 30.0):** Measurement grid: dx=6.0 mm, dy=6.0 mm, dz=1.5 mm; Graded Ratio: 1.5

Peak SAR (extrapolated) = 3.25 W/kg

**SAR(1 g) = 2.04 W/kg; SAR(10 g) = 1.33 W/kg**

Deviation (1 g) = 4.08%; Deviation (10 g) = 4.89%



# ELEMENT

**DUT: Dipole 835.0 MHz; Type: D835V2 - SN4d108**

Communication System: UID: 0, CW; Frequency: 835.0 MHz  
Medium: 835 Head; Medium parameters used:  
f = 835.0 MHz; cond = 0.902 S/m; perm = 41.2; density = 1000 kg/m<sup>3</sup>  
Phantom Section: Flat; Space: 15 mm

Test Date: 06/21/2024; Ambient Temp: 20.4°C; Tissue Temp: 21.0°C

Probe: EX3DV4 - SN7668; ConvF:(9.05,9.05,9.05); Calibrated: 2023-08-10  
Sensor-Surface: 1.4mm (VMS + 6p)  
Electronics: DAE4 Sn1681; Calibrated: 2023-09-12  
Phantom: Twin-SAM V5.0; Serial: 1692  
Measurement SW: DASY Module SAR V16.2.4.2524

## 835.0 MHz System Verification at 23.0 dBm (200 mW)

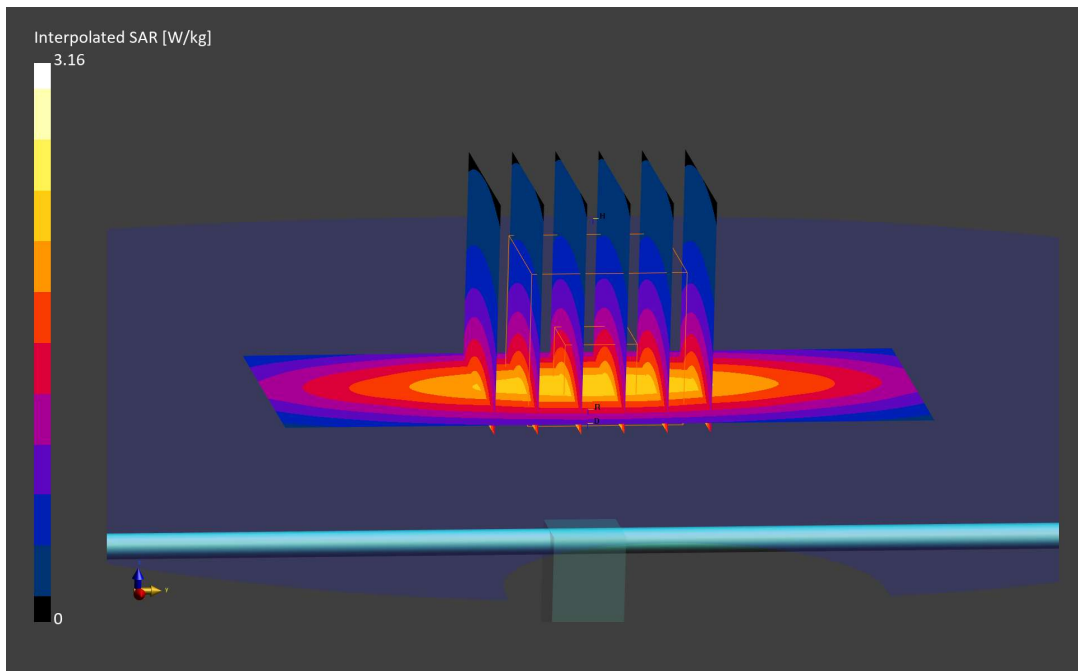
**Area Scan (40.0 x 90.0):** Measurement grid: dx=10.0 mm, dy=15.0 mm

**Zoom Scan (30.0 x 30.0 x 30.0):** Measurement grid: dx=6.0 mm, dy=6.0 mm, dz=1.5 mm; Graded Ratio: 1.5

Peak SAR (extrapolated) = 3.16 W/kg

**SAR(1 g) = 2.01 W/kg; SAR(10 g) = 1.31 W/kg**

Deviation (1 g) = 2.55%; Deviation (10 g) = 3.31%





# ELEMENT

**DUT: Dipole 835.0 MHz; Type: D835V2 - SN4d040**

Communication System: UID: 0, CW; Frequency: 835.0 MHz  
Medium: 835 Head; Medium parameters used:  
f = 835.0 MHz; cond = 0.907 S/m; perm = 41.7; density = 1000 kg/m<sup>3</sup>  
Phantom Section: Flat; Space: 15 mm

Test Date: 07/08/2024; Ambient Temp: 20.5°C; Tissue Temp: 19.8°C

Probe: EX3DV4 - SN7668; ConvF:(9.05,9.05,9.05); Calibrated: 2023-08-10  
Sensor-Surface: 1.4mm (VMS + 6p)  
Electronics: DAE4 Sn1681; Calibrated: 2023-09-12  
Phantom: Twin-SAM V5.0; Serial: 1692  
Measurement SW: DASY Module SAR V16.2.4.2524

## 835.0 MHz System Verification at 23.0 dBm (200 mW)

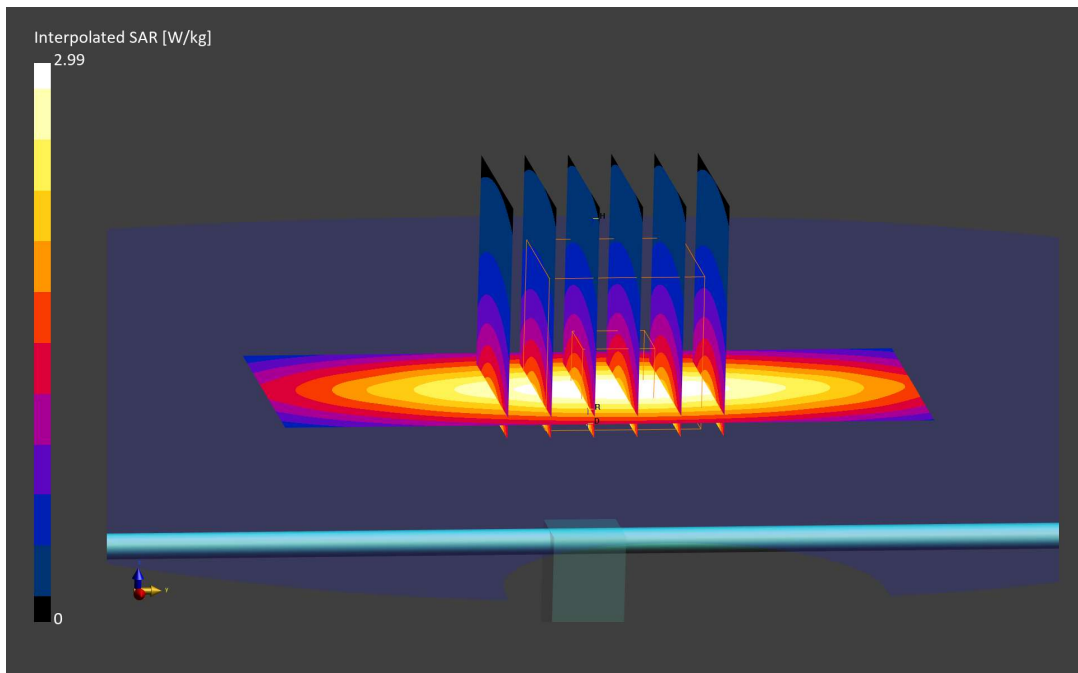
**Area Scan (40.0 x 90.0):** Measurement grid: dx=10.0 mm, dy=15.0 mm

**Zoom Scan (30.0 x 30.0 x 30.0):** Measurement grid: dx=6.0 mm, dy=6.0 mm, dz=1.5 mm; Graded Ratio: 1.5

Peak SAR (extrapolated) = 2.99 W/kg

**SAR(1 g) = 1.89 W/kg; SAR(10 g) = 1.23 W/kg**

Deviation (1 g) = -3.47%; Deviation (10 g) = -3.61%



# ELEMENT

**DUT: Dipole 1750.0 MHz; Type: D1750V2 - SN1104**

Communication System: UID: 0, CW; Frequency: 1750.0 MHz  
Medium: 1750 Head; Medium parameters used:  
f = 1750.0 MHz; cond = 1.37 S/m; perm = 38.5; density = 1000 kg/m<sup>3</sup>  
Phantom Section: Flat; Space: 10 mm

Test Date: 07/03/2024; Ambient Temp: 20.3°C; Tissue Temp: 19.5°C

Probe: EX3DV4 - SN7546; ConvF:(8.34,7.55,8.26); Calibrated: 2024-04-16  
Sensor-Surface: 1.4mm (VMS + 6p)  
Electronics: DAE4 Sn1402; Calibrated: 2024-04-10  
Phantom: Twin-SAM V8.0; Serial: 2029  
Measurement SW: DASY Module SAR V16.2.4.2524

## 1750.0 MHz System Verification at 20.0 dBm (100 mW)

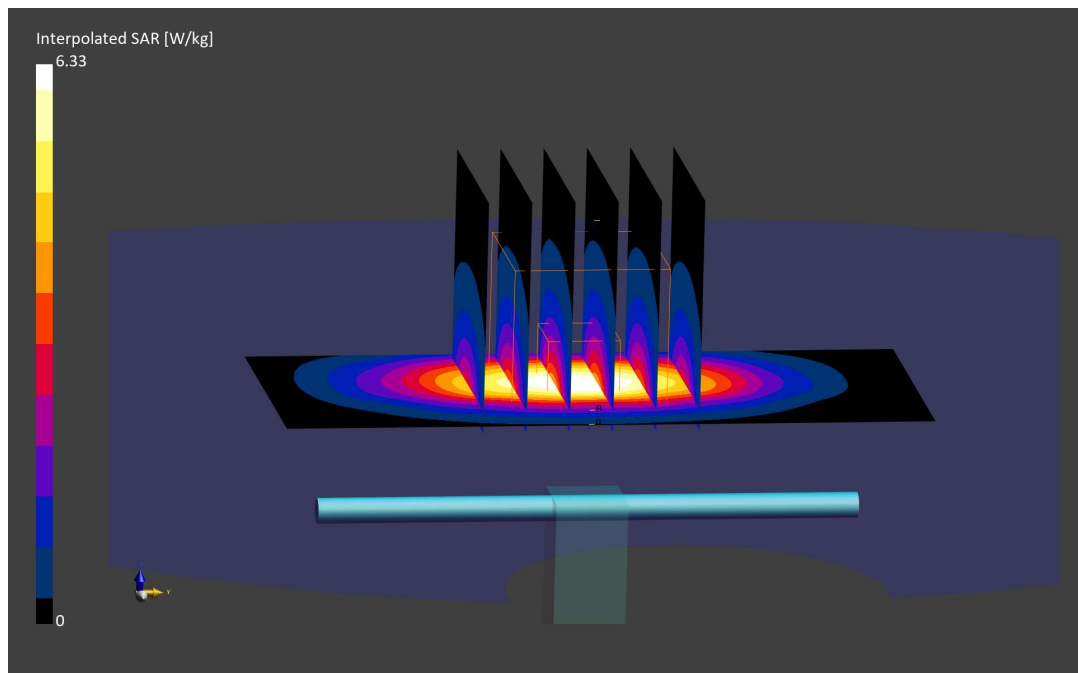
**Area Scan (40.0 x 90.0):** Measurement grid: dx=10.0 mm, dy=15.0 mm

**Zoom Scan (30.0 x 30.0 x 30.0):** Measurement grid: dx=6.0 mm, dy=6.0 mm, dz=1.5 mm; Graded Ratio: 1.5

Peak SAR (extrapolated) = 6.33 W/kg

**SAR(1 g) = 3.39 W/kg; SAR(10 g) = 1.81 W/kg**

Deviation (1 g) = -4.78%; Deviation (10 g) = -3.72%



# ELEMENT

**DUT: Dipole 1750.0 MHz; Type: D1750V2 - SN1104**

Communication System: UID: 0, CW; Frequency: 1750.0 MHz  
Medium: 1750 Head; Medium parameters used:  
f = 1750.0 MHz; cond = 1.41 S/m; perm = 38.2; density = 1000 kg/m<sup>3</sup>  
Phantom Section: Flat; Space: 10 mm

Test Date: 07/03/2024; Ambient Temp: 22.5°C; Tissue Temp: 21.0°C

Probe: EX3DV4 - SN7782; ConvF:(7.93,7.93,7.93); Calibrated: 2023-09-12  
Sensor-Surface: 1.4mm (VMS + 6p)  
Electronics: DAE4 Sn1646; Calibrated: 2023-09-08  
Phantom: Twin-SAM V8.0; Serial: 1944  
Measurement SW: DASY Module SAR V16.2.4.2524

## 1750.0 MHz System Verification at 20.0 dBm (100 mW)

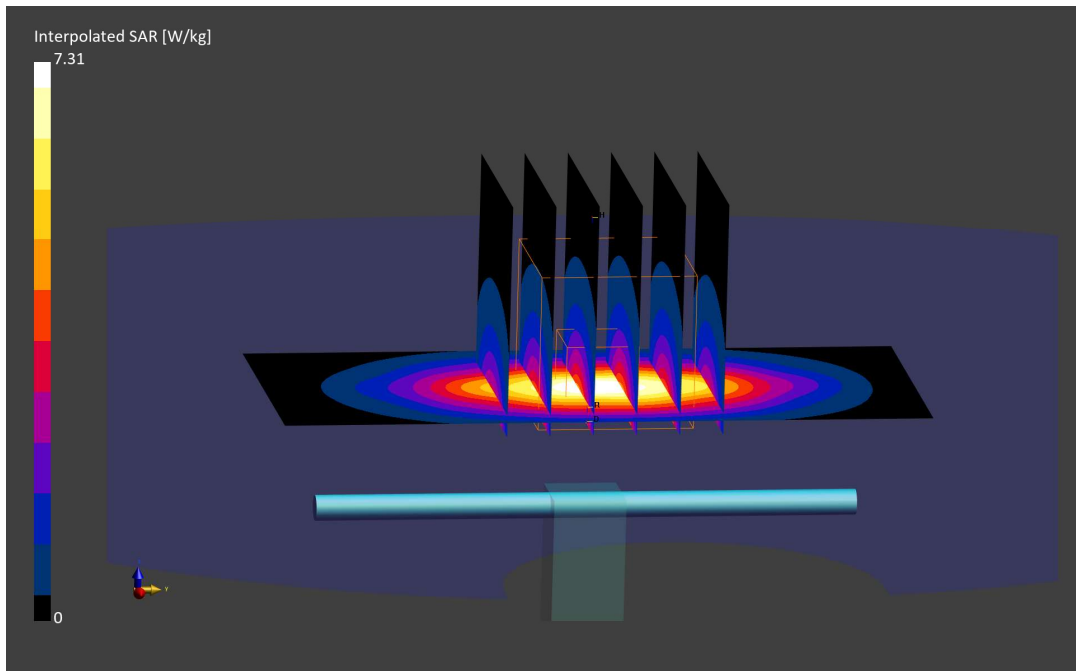
**Area Scan (40.0 x 90.0):** Measurement grid: dx=10.0 mm, dy=15.0 mm

**Zoom Scan (30.0 x 30.0 x 30.0):** Measurement grid: dx=6.0 mm, dy=6.0 mm, dz=1.5 mm; Graded Ratio: 1.5

Peak SAR (extrapolated) = 7.31 W/kg

**SAR(1 g) = 3.68 W/kg; SAR(10 g) = 1.92 W/kg**

Deviation (1 g) = 3.37%; Deviation (10 g) = 2.13%



# ELEMENT

**DUT: Dipole 1900.0 MHz; Type: D1900V2 - SN5d181**

Communication System: UID: 0, CW; Frequency: 1900.0 MHz  
Medium: 1900 Head; Medium parameters used:  
f = 1900.0 MHz; cond = 1.44 S/m; perm = 39.1; density = 1000 kg/m<sup>3</sup>  
Phantom Section: Flat; Space: 10 mm

Test Date: 07/02/2024; Ambient Temp: 23.2°C; Tissue Temp: 21.3°C

Probe: EX3DV4 - SN7639; ConvF:(8.53,8.53,8.53); Calibrated: 2023-11-09  
Sensor-Surface: 1.4mm (VMS + 6p)  
Electronics: DAE4 Sn1403; Calibrated: 2023-11-14  
Phantom: Twin-SAM V8.0; Serial: 2034  
Measurement SW: DASY Module SAR V16.2.4.2524

## 1900.0 MHz System Verification at 20.0 dBm (100 mW)

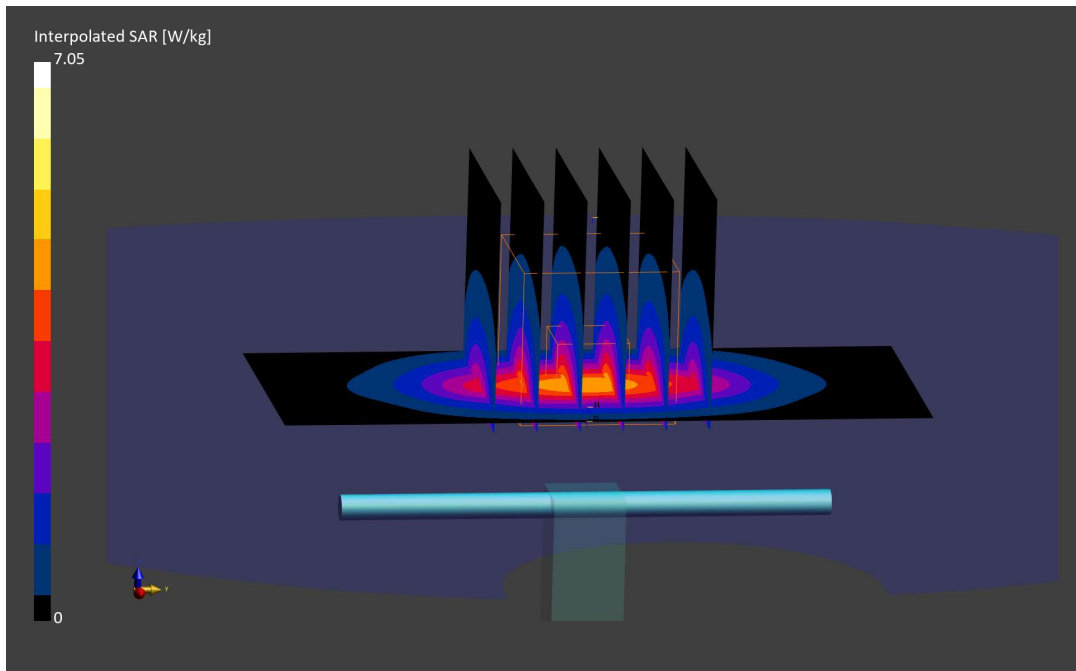
**Area Scan (40.0 x 90.0):** Measurement grid: dx=10.0 mm, dy=15.0 mm

**Zoom Scan (30.0 x 30.0 x 30.0):** Measurement grid: dx=6.0 mm, dy=6.0 mm, dz=1.5 mm; Graded Ratio: 1.5

Peak SAR (extrapolated) = 7.05 W/kg

**SAR(1 g) = 3.75 W/kg; SAR(10 g) = 1.95 W/kg**

Deviation (1 g) = -6.02%; Deviation (10 g) = -7.58%



# ELEMENT

**DUT: Dipole 1900.0 MHz; Type: D1900V2 - SN5d180**

Communication System: UID: 0, CW; Frequency: 1900.0 MHz  
Medium: 1900 Head; Medium parameters used:  
f = 1900.0 MHz; cond = 1.45 S/m; perm = 38.2; density = 1000 kg/m<sup>3</sup>  
Phantom Section: Flat; Space: 10 mm

Test Date: 07/08/2024; Ambient Temp: 22.6°C; Tissue Temp: 21.3°C

Probe: EX3DV4 - SN7639; ConvF:(8.53,8.53,8.53); Calibrated: 2023-11-09  
Sensor-Surface: 1.4mm (VMS + 6p)  
Electronics: DAE4 Sn1403; Calibrated: 2023-11-14  
Phantom: Twin-SAM V8.0; Serial: 2034  
Measurement SW: DASY Module SAR V16.2.4.2524

## 1900.0 MHz System Verification at 20.0 dBm (100 mW)

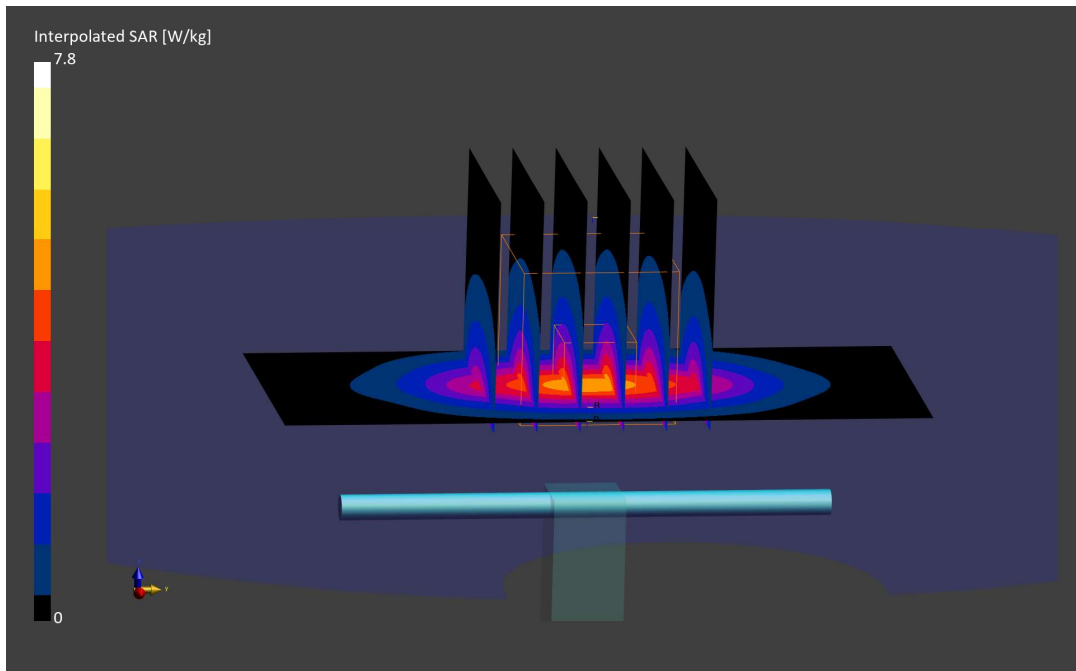
**Area Scan (40.0 x 90.0):** Measurement grid: dx=10.0 mm, dy=15.0 mm

**Zoom Scan (30.0 x 30.0 x 30.0):** Measurement grid: dx=6.0 mm, dy=6.0 mm, dz=1.5 mm; Graded Ratio: 1.5

Peak SAR (extrapolated) = 7.80 W/kg

**SAR(1 g) = 4.06 W/kg; SAR(10 g) = 2.11 W/kg**

Deviation (1 g) = 3.57%; Deviation (10 g) = 2.43%



# ELEMENT

**DUT: Dipole 2450.0 MHz; Type: D2450V2 - SN750**

Communication System: UID: 0, CW; Frequency: 2450.0 MHz  
Medium: 2450 Head; Medium parameters used:  
f = 2450.0 MHz; cond = 1.80 S/m; perm = 38.1; density = 1000 kg/m<sup>3</sup>  
Phantom Section: Flat; Space: 10 mm

Test Date: 07/01/2024; Ambient Temp: 21.6°C; Tissue Temp: 22.9°C

Probe: EX3DV4 - SN7499; ConvF:(7.13,7.46,7.69); Calibrated: 2024-01-16  
Sensor-Surface: 1.4mm (VMS + 6p)  
Electronics: DAE4 Sn1644; Calibrated: 2023-12-07  
Phantom: Twin-SAM V8.0; Serial: 1357  
Measurement SW: DASY Module SAR V16.2.4.2524

## 2450.0 MHz System Verification at 20.0 dBm (100 mW)

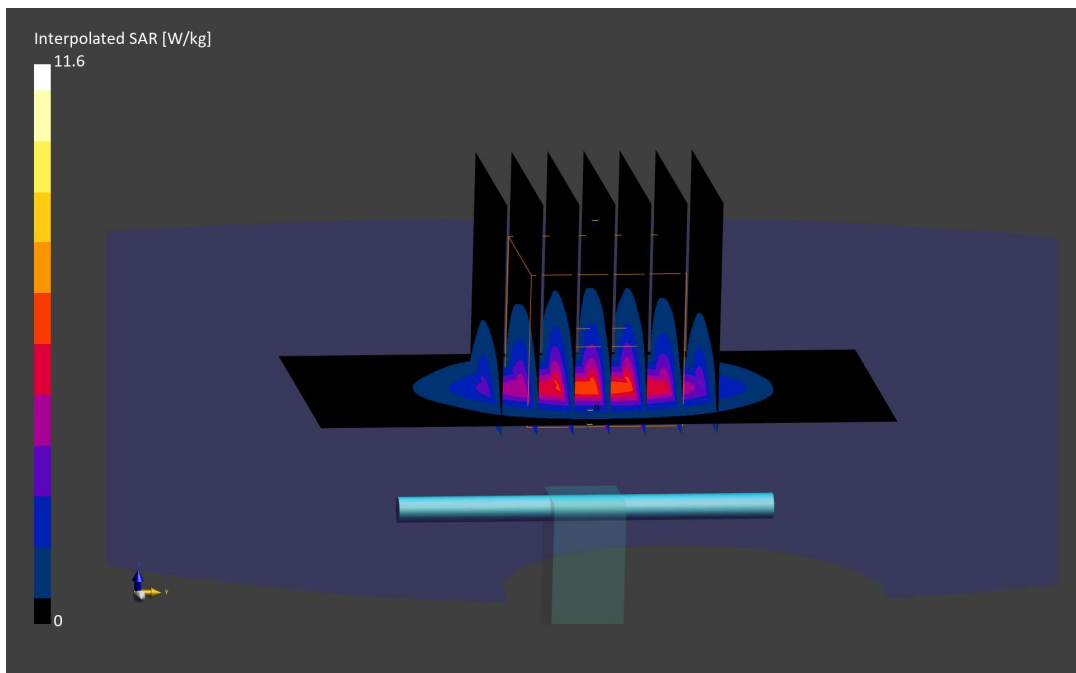
**Area Scan (40.0 x 80.0):** Measurement grid: dx=10.0 mm, dy=10.0 mm

**Zoom Scan (30.0 x 30.0 x 30.0):** Measurement grid: dx=5.0 mm, dy=5.0 mm, dz=1.5 mm; Graded Ratio: 1.5

Peak SAR (extrapolated) = 11.6 W/kg

**SAR(1 g) = 5.15 W/kg; SAR(10 g) = 2.31 W/kg**

Deviation (1 g) = -2.09%; Deviation (10 g) = -5.71%



# ELEMENT

**DUT: Dipole 2450.0 MHz; Type: D2450V2 - SN750**

Communication System: UID: 0, CW; Frequency: 2450.0 MHz  
Medium: 2450 Head; Medium parameters used:  
f = 2450.0 MHz; cond = 1.85 S/m; perm = 38.4; density = 1000 kg/m<sup>3</sup>  
Phantom Section: Flat; Space: 10 mm

Test Date: 07/03/2024; Ambient Temp: 22.2°C; Tissue Temp: 23.4°C

Probe: EX3DV4 - SN7499; ConvF:(7.13,7.46,7.69); Calibrated: 2024-01-16  
Sensor-Surface: 1.4mm (All points)  
Electronics: DAE4 Sn1644; Calibrated: 2023-12-07  
Phantom: Twin-SAM V8.0; Serial: 1357  
Measurement SW: DASY Module SAR V16.2.4.2524

## 2450.0 MHz System Verification at 20.0 dBm (100 mW)

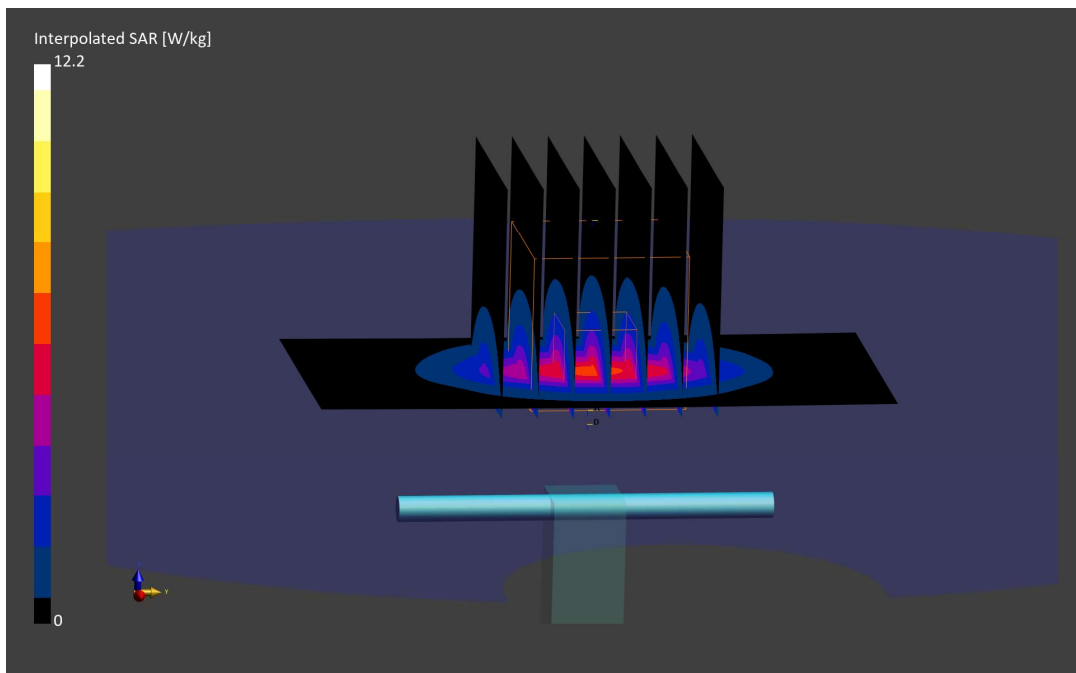
**Area Scan (40.0 x 80.0):** Measurement grid: dx=10.0 mm, dy=10.0 mm

**Zoom Scan (30.0 x 30.0 x 30.0):** Measurement grid: dx=5.0 mm, dy=5.0 mm, dz=1.5 mm; Graded Ratio: 1.5

Peak SAR (extrapolated) = 12.2 W/kg

**SAR(1 g) = 5.11 W/kg; SAR(10 g) = 2.29 W/kg**

Deviation (1 g) = -2.85%; Deviation (10 g) = -6.53%



# ELEMENT

**DUT: Dipole 2450.0 MHz; Type: D2450V2 - SN750**

Communication System: UID: 0, CW; Frequency: 2450.0 MHz

Medium: 2450 Head; Medium parameters used:

f = 2450.0 MHz; cond = 1.84 S/m; perm = 39.2; density = 1000 kg/m<sup>3</sup>

Phantom Section: Flat; Space: 10 mm

Test Date: 07/08/2024; Ambient Temp: 20.8°C; Tissue Temp: 23.6°C

Probe: EX3DV4 - SN7499; ConvF:(7.13,7.46,7.69); Calibrated: 2024-01-16

Sensor-Surface: 1.4mm (VMS + 6p)

Electronics: DAE4 Sn1644; Calibrated: 2023-12-07

Phantom: Twin-SAM V8.0; Serial: 1357

Measurement SW: DASY Module SAR V16.2.4.2524

## 2450.0 MHz System Verification at 20.0 dBm (100 mW)

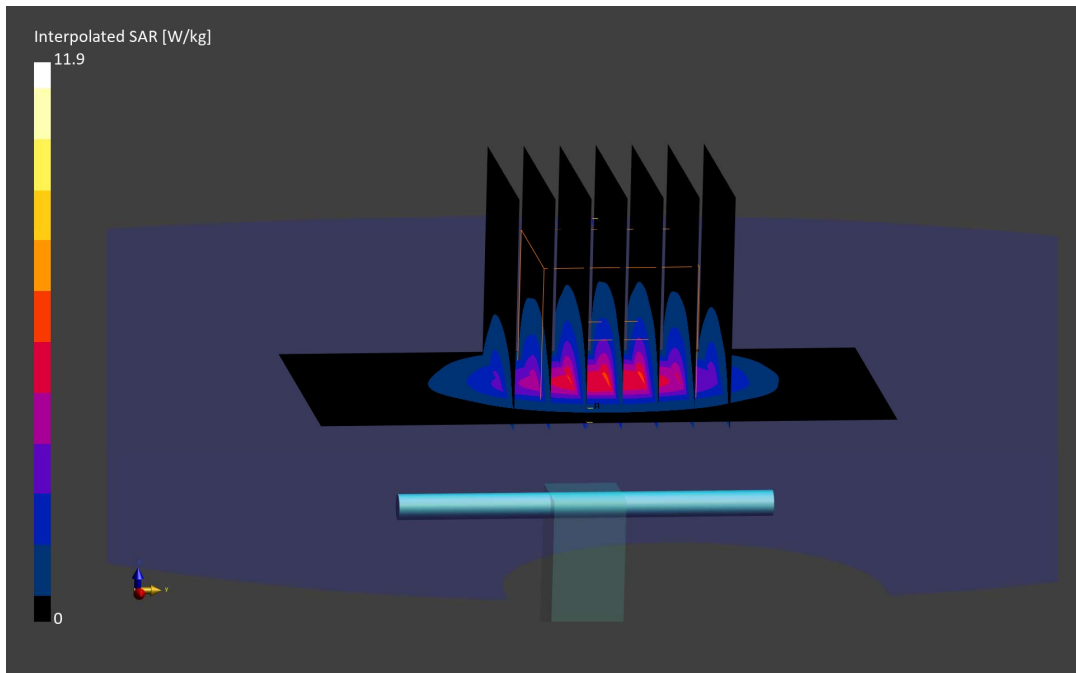
**Area Scan (40.0 x 80.0):** Measurement grid: dx=10.0 mm, dy=10.0 mm

**Zoom Scan (30.0 x 30.0 x 30.0):** Measurement grid: dx=5.0 mm, dy=5.0 mm, dz=1.5 mm; Graded Ratio: 1.5

Peak SAR (extrapolated) = 11.9 W/kg

**SAR(1 g) = 5.21 W/kg; SAR(10 g) = 2.34 W/kg**

Deviation (1 g) = -0.95%; Deviation (10 g) = -4.49%





# ELEMENT

**DUT: Dipole 2450.0 MHz; Type: D2450V2 - SN750**

Communication System: UID: 0, CW; Frequency: 2450.0 MHz  
Medium: 2450 Head; Medium parameters used:  
f = 2450.0 MHz; cond = 1.88 S/m; perm = 39.0; density = 1000 kg/m<sup>3</sup>  
Phantom Section: Flat; Space: 10 mm

Test Date: 07/10/2024; Ambient Temp: 20.0°C; Tissue Temp: 22.7°C

Probe: EX3DV4 - SN7499; ConvF:(7.13,7.46,7.69); Calibrated: 2024-01-16  
Sensor-Surface: 1.4mm (VMS + 6p)  
Electronics: DAE4 Sn1644; Calibrated: 2023-12-07  
Phantom: Twin-SAM V8.0; Serial: 1357  
Measurement SW: DASY Module SAR V16.2.4.2524

## 2450.0 MHz System Verification at 20.0 dBm (100 mW)

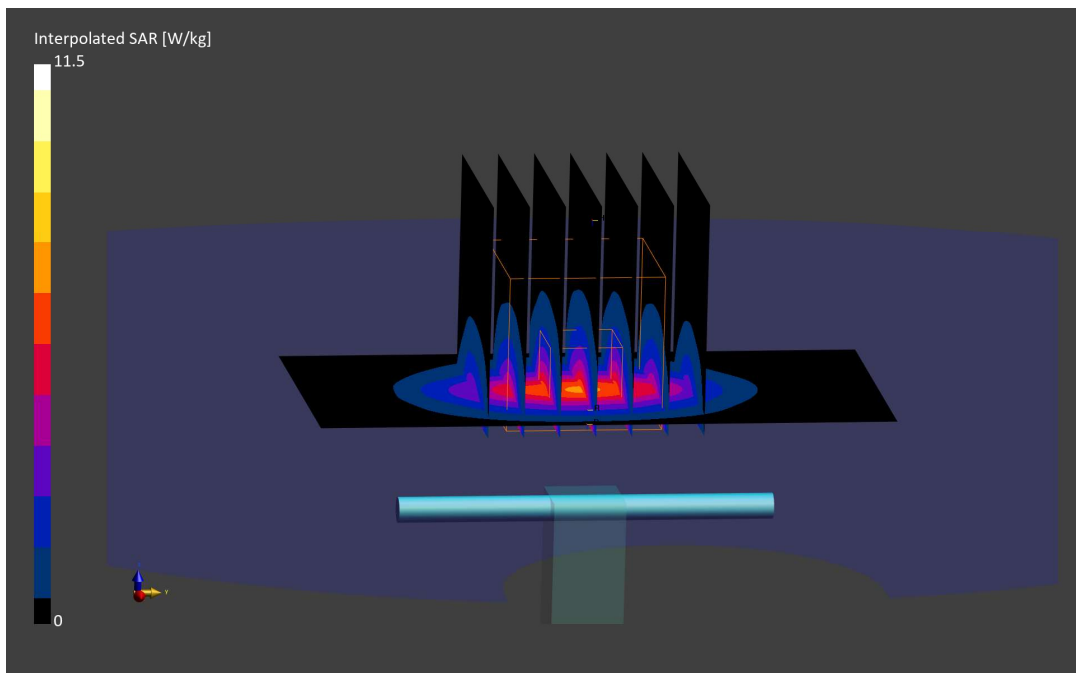
**Area Scan (40.0 x 80.0):** Measurement grid: dx=10.0 mm, dy=10.0 mm

**Zoom Scan (30.0 x 30.0 x 30.0):** Measurement grid: dx=5.0 mm, dy=5.0 mm, dz=1.5 mm; Graded Ratio: 1.5

Peak SAR (extrapolated) = 11.5 W/kg

**SAR(1 g) = 5.18 W/kg; SAR(10 g) = 2.33 W/kg**

Deviation (1 g) = -1.52%; Deviation (10 g) = -4.90%



# ELEMENT

**DUT: Dipole 2450.0 MHz; Type: D2450V2 - SN855**

Communication System: UID: 0, CW; Frequency: 2450.0 MHz  
Medium: 2450 Head; Medium parameters used:  
f = 2450.0 MHz; cond = 1.85 S/m; perm = 39.8; density = 1000 kg/m<sup>3</sup>  
Phantom Section: Flat; Space: 10 mm

Test Date: 07/29/2024; Ambient Temp: 21.1°C; Tissue Temp: 23.0°C

Probe: EX3DV4 - SN7682; ConvF:(7.87,7.72,8.18); Calibrated: 2024-05-13  
Sensor-Surface: 1.4mm (VMS + 6p)  
Electronics: DAE4 Sn1683; Calibrated: 2024-05-08  
Phantom: Twin-SAM V8.0; Serial: 1917  
Measurement SW: DASY Module SAR V16.2.4.2524

## 2450.0 MHz System Verification at 20.0 dBm (100 mW)

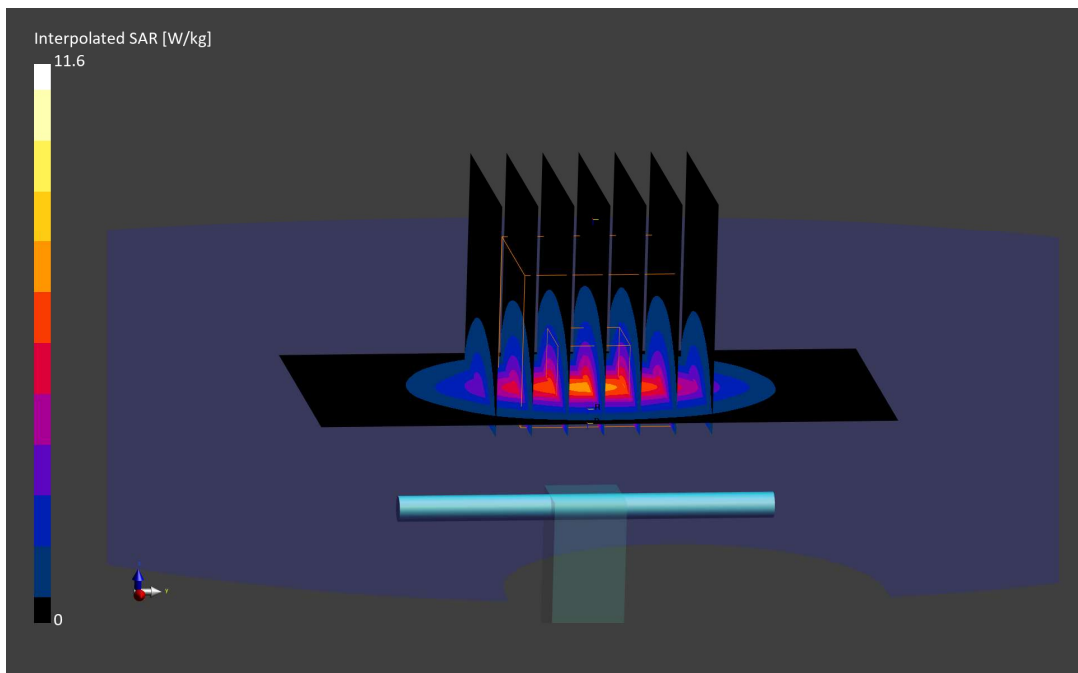
**Area Scan (40.0 x 80.0):** Measurement grid: dx=10.0 mm, dy=10.0 mm

**Zoom Scan (30.0 x 30.0 x 30.0):** Measurement grid: dx=5.0 mm, dy=5.0 mm, dz=1.5 mm; Graded Ratio: 1.5

Peak SAR (extrapolated) = 11.6 W/kg

**SAR(1 g) = 5.36 W/kg; SAR(10 g) = 2.42 W/kg**

Deviation (1 g) = 2.29%; Deviation (10 g) = -1.63%



# ELEMENT

**DUT: Dipole 2450.0 MHz; Type: D2450V2 - SN750**

Communication System: UID: 0, CW; Frequency: 2450.0 MHz  
Medium: 2450 Head; Medium parameters used:  
f = 2450.0 MHz; cond = 1.78 S/m; perm = 39.3; density = 1000 kg/m<sup>3</sup>  
Phantom Section: Flat; Space: 10 mm

Test Date: 08/26/2024; Ambient Temp: 20.8°C; Tissue Temp: 24.5°C

Probe: EX3DV4 - SN7499; ConvF:(7.13,7.46,7.69); Calibrated: 2024-01-16  
Sensor-Surface: 1.4mm (VMS + 6p)  
Electronics: DAE4 Sn1644; Calibrated: 2023-12-07  
Phantom: Twin-SAM V8.0; Serial: 1357  
Measurement SW: DASY Module SAR V16.2.4.2524

## 2450.0 MHz System Verification at 20.0 dBm (100 mW)

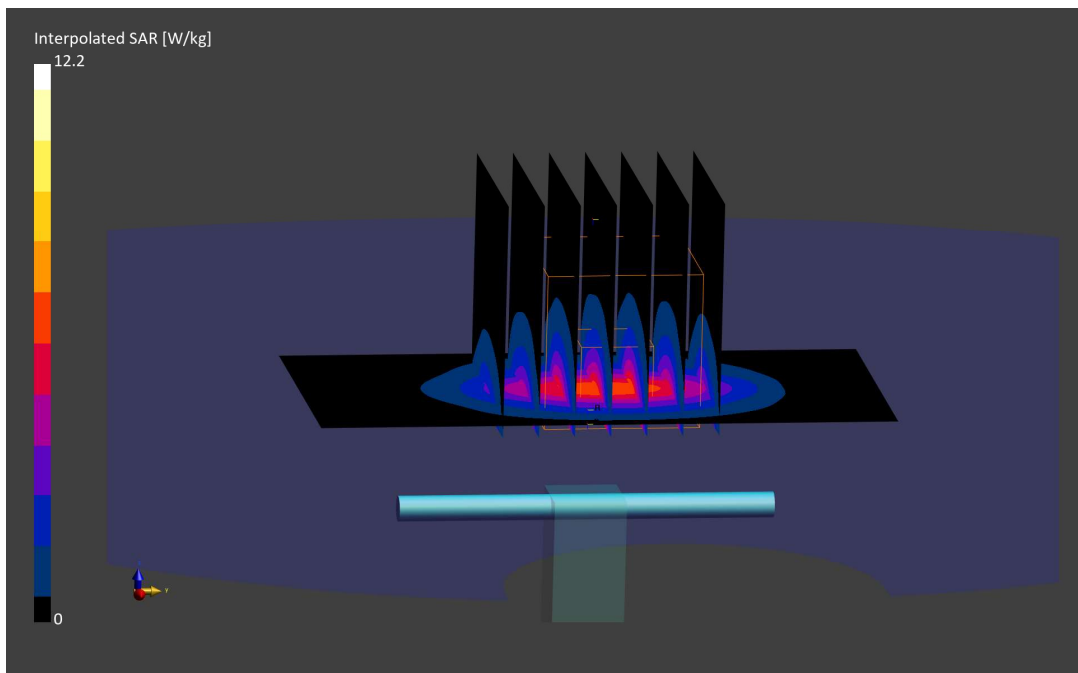
**Area Scan (40.0 x 80.0):** Measurement grid: dx=10.0 mm, dy=10.0 mm

**Zoom Scan (30.0 x 30.0 x 30.0):** Measurement grid: dx=5.0 mm, dy=5.0 mm, dz=1.5 mm; Graded Ratio: 1.5

Peak SAR (extrapolated) = 12.2 W/kg

**SAR(1 g) = 5.33 W/kg; SAR(10 g) = 2.37 W/kg**

Deviation (1 g) = 1.33%; Deviation (10 g) = -3.27%



# ELEMENT

**DUT: Dipole 2600.0 MHz; Type: D2600V2 - SN1042**

Communication System: UID: 0, CW; Frequency: 2600.0 MHz  
Medium: 2450 Head; Medium parameters used:  
f = 2600.0 MHz; cond = 1.98 S/m; perm = 37.6; density = 1000 kg/m<sup>3</sup>  
Phantom Section: Flat; Space: 10 mm

Test Date: 07/01/2024; Ambient Temp: 21.6°C; Tissue Temp: 22.9°C

Probe: EX3DV4 - SN7499; ConvF:(7.24,7.57,7.85); Calibrated: 2024-01-16  
Sensor-Surface: 1.4mm (VMS + 6p)  
Electronics: DAE4 Sn1644; Calibrated: 2023-12-07  
Phantom: Twin-SAM V8.0; Serial: 1357  
Measurement SW: DASY Module SAR V16.2.4.2524

## 2600.0 MHz System Verification at 20.0 dBm (100 mW)

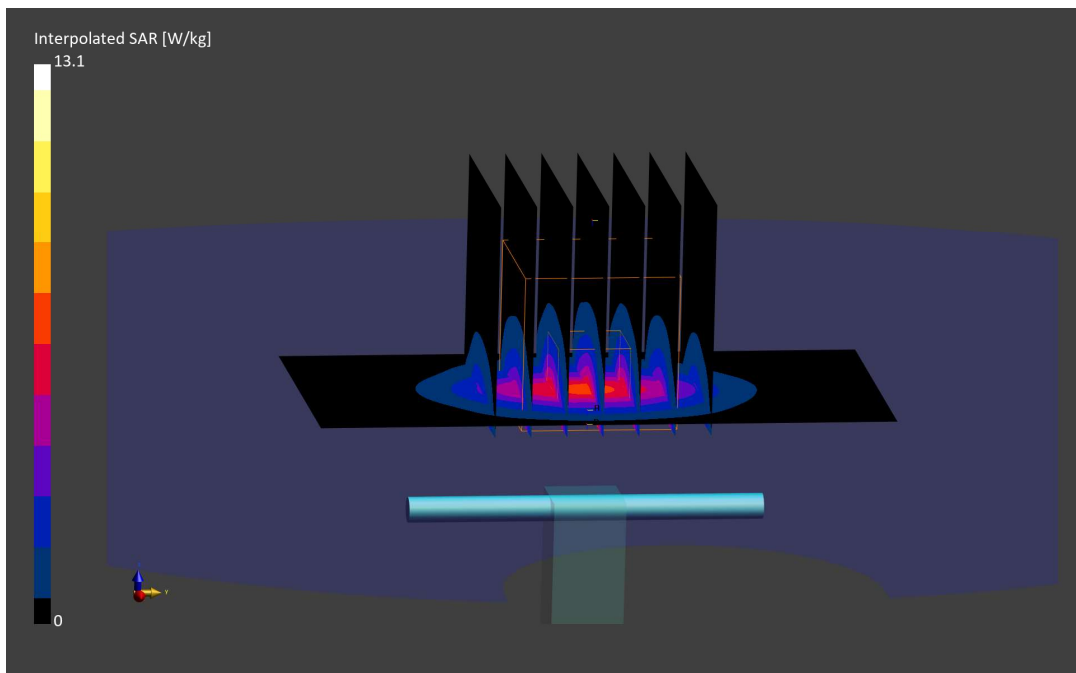
**Area Scan (40.0 x 80.0):** Measurement grid: dx=10.0 mm, dy=10.0 mm

**Zoom Scan (30.0 x 30.0 x 30.0):** Measurement grid: dx=5.0 mm, dy=5.0 mm, dz=1.5 mm; Graded Ratio: 1.5

Peak SAR (extrapolated) = 13.1 W/kg

**SAR(1 g) = 5.35 W/kg; SAR(10 g) = 2.30 W/kg**

Deviation (1 g) = -4.12%; Deviation (10 g) = -7.63%



# ELEMENT

**DUT: Dipole 2600.0 MHz; Type: D2600V2 - SN1042**

Communication System: UID: 0, CW; Frequency: 2600.0 MHz  
Medium: 2450 Head; Medium parameters used:  
f = 2600.0 MHz; cond = 2.02 S/m; perm = 38.6; density = 1000 kg/m<sup>3</sup>  
Phantom Section: Flat; Space: 10 mm

Test Date: 07/08/2024; Ambient Temp: 20.8°C; Tissue Temp: 23.6°C

Probe: EX3DV4 - SN7499; ConvF:(7.24,7.57,7.85); Calibrated: 2024-01-16  
Sensor-Surface: 1.4mm (VMS + 6p)  
Electronics: DAE4 Sn1644; Calibrated: 2023-12-07  
Phantom: Twin-SAM V8.0; Serial: 1357  
Measurement SW: DASY Module SAR V16.2.4.2524

## 2600.0 MHz System Verification at 20.0 dBm (100 mW)

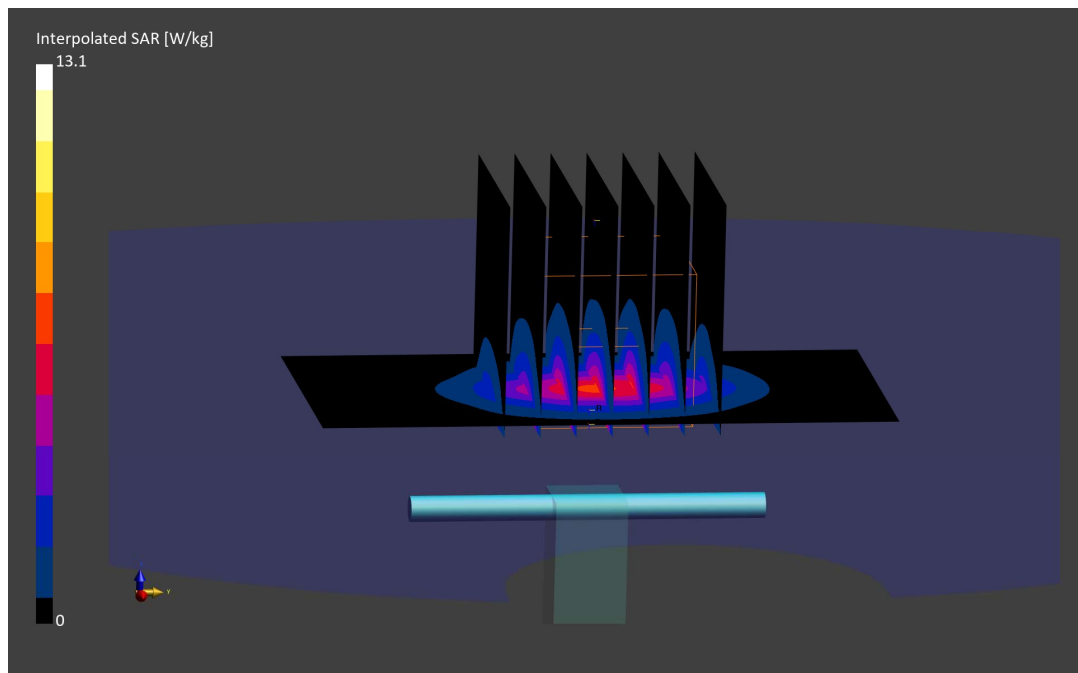
**Area Scan (40.0 x 80.0):** Measurement grid: dx=10.0 mm, dy=10.0 mm

**Zoom Scan (30.0 x 30.0 x 30.0):** Measurement grid: dx=5.0 mm, dy=5.0 mm, dz=1.5 mm; Graded Ratio: 1.5

Peak SAR (extrapolated) = 13.1 W/kg

**SAR(1 g) = 5.37 W/kg; SAR(10 g) = 2.31 W/kg**

Deviation (1 g) = -3.76%; Deviation (10 g) = -7.23%



# ELEMENT

**DUT: Dipole 2600.0 MHz; Type: D2600V2 - SN1042**

Communication System: UID: 0, CW; Frequency: 2600.0 MHz  
Medium: 2450 Head; Medium parameters used:  
f = 2600.0 MHz; cond = 1.95 S/m; perm = 38.8; density = 1000 kg/m<sup>3</sup>  
Phantom Section: Flat; Space: 10 mm

Test Date: 08/26/2024; Ambient Temp: 20.8°C; Tissue Temp: 24.5°C

Probe: EX3DV4 - SN7499; ConvF:(7.24,7.57,7.85); Calibrated: 2024-01-16  
Sensor-Surface: 1.4mm (VMS + 6p)  
Electronics: DAE4 Sn1644; Calibrated: 2023-12-07  
Phantom: Twin-SAM V8.0; Serial: 1357  
Measurement SW: DASY Module SAR V16.2.4.2524

## 2600.0 MHz System Verification at 20.0 dBm (100 mW)

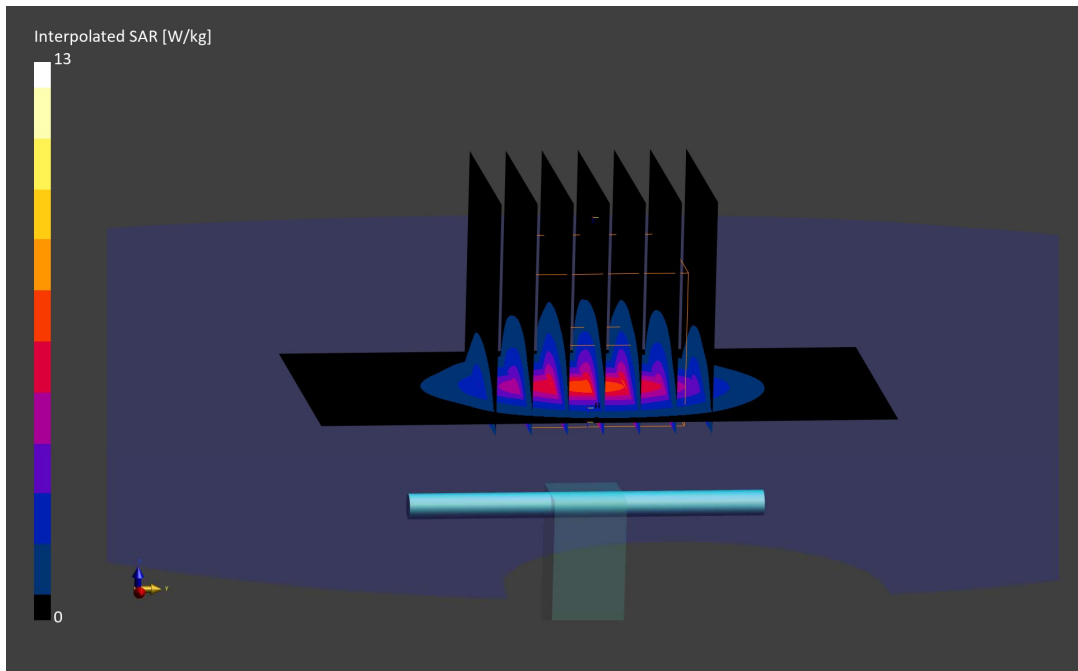
**Area Scan (40.0 x 80.0):** Measurement grid: dx=10.0 mm, dy=10.0 mm

**Zoom Scan (30.0 x 30.0 x 30.0):** Measurement grid: dx=5.0 mm, dy=5.0 mm, dz=1.5 mm; Graded Ratio: 1.5

Peak SAR (extrapolated) = 13.0 W/kg

**SAR(1 g) = 5.43 W/kg; SAR(10 g) = 2.32 W/kg**

Deviation (1 g) = -2.69%; Deviation (10 g) = -6.83%



# ELEMENT

**DUT: Dipole 5250.0 MHz; Type: D5GHzV2 - SN1066**

Communication System: UID: 0, CW; Frequency: 5250.0 MHz  
Medium: 5200-5800 Head; Medium parameters used:  
f = 5250.0 MHz; cond = 4.64 S/m; perm = 35.6; density = 1000 kg/m<sup>3</sup>  
Phantom Section: Flat; Space: 10 mm

Test Date: 06/17/2024; Ambient Temp: 21.2°C; Tissue Temp: 20.4°C

Probe: EX3DV4 - SN7427; ConvF:(4.73,5.26,5.35); Calibrated: 2024-02-09  
Sensor-Surface: 1.4mm (VMS + 6p)  
Electronics: DAE4 Sn467; Calibrated: 2024-02-09  
Phantom: Twin-SAM V8.0; Serial: 2070  
Measurement SW: DASY Module SAR V16.2.4.2524

## 5250.0 MHz System Verification at 17.0 dBm (50 mW)


**Area Scan (40.0 x 80.0):** Measurement grid: dx=10.0 mm, dy=10.0 mm

**Zoom Scan (22.0 x 22.0 x 22.0):** Measurement grid: dx=4.0 mm, dy=4.0 mm, dz=1.4 mm; Graded Ratio: 1.4

Peak SAR (extrapolated) = 15.3 W/kg

**SAR(1 g) = 3.86 W/kg; SAR(10 g) = 1.11 W/kg**

Deviation (1 g) = -3.86%; Deviation (10 g) = -3.90%



# ELEMENT

**DUT: Dipole 5250.0 MHz; Type: D5GHzV2 - SN1066**

Communication System: UID: 0, CW; Frequency: 5250.0 MHz  
Medium: 5200-5800 Head; Medium parameters used:  
f = 5250.0 MHz; cond = 4.56 S/m; perm = 34.6; density = 1000 kg/m<sup>3</sup>  
Phantom Section: Flat; Space: 10 mm

Test Date: 06/27/2024; Ambient Temp: 20.8°C; Tissue Temp: 19.8°C

Probe: EX3DV4 - SN7427; ConvF:(4.73,5.26,5.35); Calibrated: 2024-02-09  
Sensor-Surface: 1.4mm (VMS + 6p)  
Electronics: DAE4 Sn467; Calibrated: 2024-02-09  
Phantom: Twin-SAM V8.0; Serial: 2070  
Measurement SW: DASY Module SAR V16.2.4.2524

## 5250.0 MHz System Verification at 17.0 dBm (50 mW)

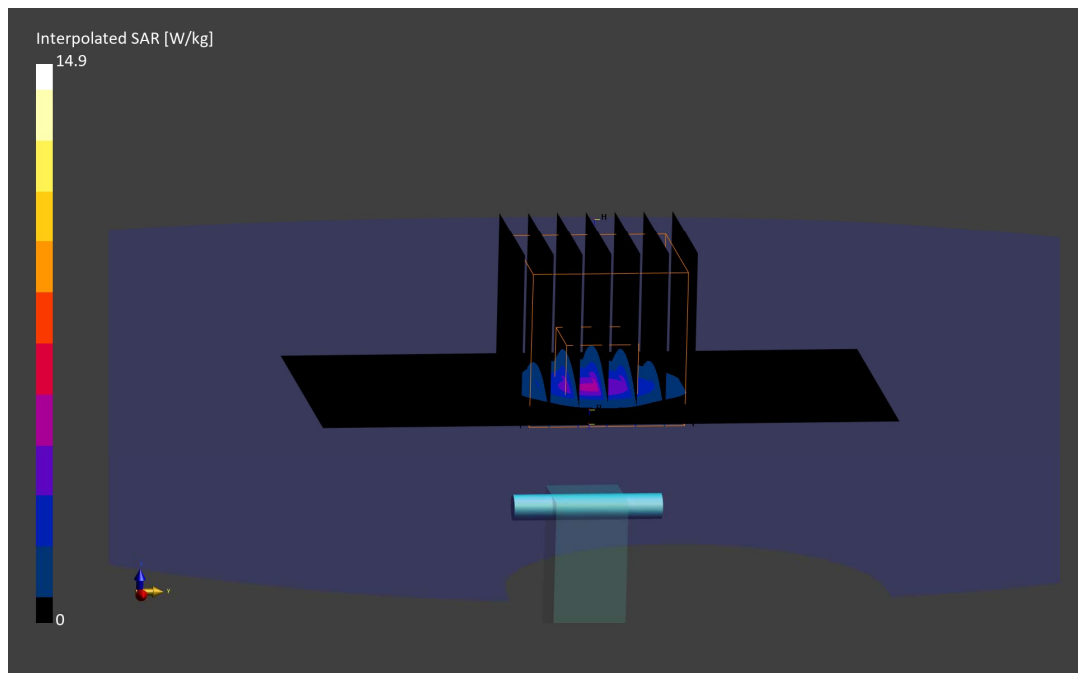
**Area Scan (40.0 x 80.0):** Measurement grid: dx=10.0 mm, dy=10.0 mm

**Zoom Scan (22.0 x 22.0 x 22.0):** Measurement grid: dx=4.0 mm, dy=4.0 mm, dz=1.4 mm; Graded Ratio: 1.4

Peak SAR (extrapolated) = 14.9 W/kg

**SAR(1 g) = 3.80 W/kg; SAR(10 g) = 1.09 W/kg**

Deviation (1 g) = -5.35%; Deviation (10 g) = -5.63%





# ELEMENT

**DUT: Dipole 5250.0 MHz; Type: D5GHzV2 - SN1123**

Communication System: UID: 0, CW; Frequency: 5250.0 MHz  
Medium: 5200-5800 Head; Medium parameters used:  
f = 5250.0 MHz; cond = 4.63 S/m; perm = 35.2; density = 1000 kg/m<sup>3</sup>  
Phantom Section: Flat; Space: 10 mm

Test Date: 07/02/2024; Ambient Temp: 21.2°C; Tissue Temp: 20.0°C

Probe: EX3DV4 - SN7427; ConvF:(4.73,5.26,5.35); Calibrated: 2024-02-09  
Sensor-Surface: 1.4mm (VMS + 6p)  
Electronics: DAE4 Sn467; Calibrated: 2024-02-09  
Phantom: Twin-SAM V8.0; Serial: 2070  
Measurement SW: DASY Module SAR V16.2.4.2524

## 5250.0 MHz System Verification at 17.0 dBm (50 mW)


**Area Scan (40.0 x 80.0):** Measurement grid: dx=10.0 mm, dy=10.0 mm

**Zoom Scan (22.0 x 22.0 x 22.0):** Measurement grid: dx=4.0 mm, dy=4.0 mm, dz=1.4 mm; Graded Ratio: 1.4

Peak SAR (extrapolated) = 15.1 W/kg

**SAR(1 g) = 3.82 W/kg; SAR(10 g) = 1.09 W/kg**

Deviation (1 g) = -3.78%; Deviation (10 g) = -4.39%



# ELEMENT

**DUT: Dipole 5600.0 MHz; Type: D5GHzV2 - SN1066**

Communication System: UID: 0, CW; Frequency: 5600.0 MHz  
Medium: 5200-5800 Head; Medium parameters used:  
f = 5600.0 MHz; cond = 5.02 S/m; perm = 35.0; density = 1000 kg/m<sup>3</sup>  
Phantom Section: Flat; Space: 10 mm

Test Date: 06/17/2024; Ambient Temp: 21.2°C; Tissue Temp: 20.4°C

Probe: EX3DV4 - SN7427; ConvF:(4.18,4.62,4.72); Calibrated: 2024-02-09  
Sensor-Surface: 1.4mm (VMS + 6p)  
Electronics: DAE4 Sn467; Calibrated: 2024-02-09  
Phantom: Twin-SAM V8.0; Serial: 2070  
Measurement SW: DASY Module SAR V16.2.4.2524

## 5600.0 MHz System Verification at 17.0 dBm (50 mW)


**Area Scan (40.0 x 80.0):** Measurement grid: dx=10.0 mm, dy=10.0 mm

**Zoom Scan (22.0 x 22.0 x 22.0):** Measurement grid: dx=4.0 mm, dy=4.0 mm, dz=1.4 mm; Graded Ratio: 1.4

Peak SAR (extrapolated) = 17.5 W/kg

**SAR(1 g) = 4.21 W/kg; SAR(10 g) = 1.20 W/kg**

Deviation (1 g) = 0.36%; Deviation (10 g) = -0.41%



# ELEMENT

**DUT: Dipole 5600.0 MHz; Type: D5GHzV2 - SN1066**

Communication System: UID: 0, CW; Frequency: 5600.0 MHz  
Medium: 5200-5800 Head; Medium parameters used:  
f = 5600.0 MHz; cond = 4.93 S/m; perm = 34.1; density = 1000 kg/m<sup>3</sup>  
Phantom Section: Flat; Space: 10 mm

Test Date: 06/27/2024; Ambient Temp: 20.8°C; Tissue Temp: 19.8°C

Probe: EX3DV4 - SN7427; ConvF:(4.18,4.62,4.72); Calibrated: 2024-02-09  
Sensor-Surface: 1.4mm (VMS + 6p)  
Electronics: DAE4 Sn467; Calibrated: 2024-02-09  
Phantom: Twin-SAM V8.0; Serial: 2070  
Measurement SW: DASY Module SAR V16.2.4.2524

## 5600.0 MHz System Verification at 17.0 dBm (50 mW)

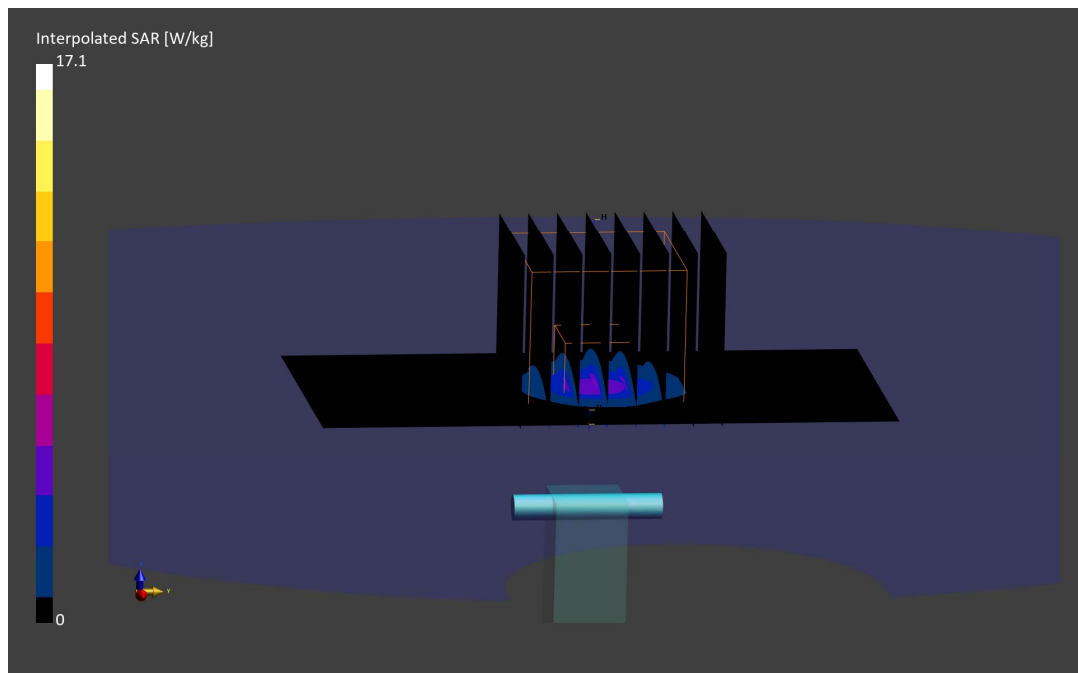
**Area Scan (40.0 x 80.0):** Measurement grid: dx=10.0 mm, dy=10.0 mm

**Zoom Scan (22.0 x 22.0 x 22.0):** Measurement grid: dx=4.0 mm, dy=4.0 mm, dz=1.4 mm; Graded Ratio: 1.4

Peak SAR (extrapolated) = 17.1 W/kg

**SAR(1 g) = 4.12 W/kg; SAR(10 g) = 1.18 W/kg**

Deviation (1 g) = -1.79%; Deviation (10 g) = -2.07%



# ELEMENT

**DUT: Dipole 5600.0 MHz; Type: D5GHzV2 - SN1123**

Communication System: UID: 0, CW; Frequency: 5600.0 MHz  
Medium: 5200-5800 Head; Medium parameters used:  
f = 5600.0 MHz; cond = 5.01 S/m; perm = 34.6; density = 1000 kg/m<sup>3</sup>  
Phantom Section: Flat; Space: 10 mm

Test Date: 07/02/2024; Ambient Temp: 21.2°C; Tissue Temp: 20.0°C

Probe: EX3DV4 - SN7427; ConvF:(4.18,4.62,4.72); Calibrated: 2024-02-09  
Sensor-Surface: 1.4mm (VMS + 6p)  
Electronics: DAE4 Sn467; Calibrated: 2024-02-09  
Phantom: Twin-SAM V8.0; Serial: 2070  
Measurement SW: DASY Module SAR V16.2.4.2524

## 5600.0 MHz System Verification at 17.0 dBm (50 mW)


**Area Scan (40.0 x 80.0):** Measurement grid: dx=10.0 mm, dy=10.0 mm

**Zoom Scan (22.0 x 22.0 x 22.0):** Measurement grid: dx=4.0 mm, dy=4.0 mm, dz=1.4 mm; Graded Ratio: 1.4

Peak SAR (extrapolated) = 16.9 W/kg

**SAR(1 g) = 4.08 W/kg; SAR(10 g) = 1.16 W/kg**

Deviation (1 g) = -1.09%; Deviation (10 g) = -1.69%



# ELEMENT

**DUT: Dipole 5750.0 MHz; Type: D5GHzV2 - SN1066**

Communication System: UID: 0, CW; Frequency: 5750.0 MHz  
Medium: 5200-5800 Head; Medium parameters used:  
f = 5750.0 MHz; cond = 5.19 S/m; perm = 34.8; density = 1000 kg/m<sup>3</sup>  
Phantom Section: Flat; Space: 10 mm

Test Date: 06/17/2024; Ambient Temp: 21.2°C; Tissue Temp: 20.4°C

Probe: EX3DV4 - SN7427; ConvF:(4.35,4.78,4.93); Calibrated: 2024-02-09  
Sensor-Surface: 1.4mm (VMS + 6p)  
Electronics: DAE4 Sn467; Calibrated: 2024-02-09  
Phantom: Twin-SAM V8.0; Serial: 2070  
Measurement SW: DASY Module SAR V16.2.4.2524

## 5750.0 MHz System Verification at 17.0 dBm (50 mW)


**Area Scan (40.0 x 80.0):** Measurement grid: dx=10.0 mm, dy=10.0 mm

**Zoom Scan (22.0 x 22.0 x 22.0):** Measurement grid: dx=4.0 mm, dy=4.0 mm, dz=1.4 mm; Graded Ratio: 1.4

Peak SAR (extrapolated) = 16.3 W/kg

**SAR(1 g) = 3.81 W/kg; SAR(10 g) = 1.09 W/kg**

Deviation (1 g) = -4.15%; Deviation (10 g) = -3.54%



# ELEMENT

**DUT: Dipole 5750.0 MHz; Type: D5GHzV2 - SN1066**

Communication System: UID: 0, CW; Frequency: 5750.0 MHz  
Medium: 5200-5800 Head; Medium parameters used:  
f = 5750.0 MHz; cond = 5.10 S/m; perm = 33.8; density = 1000 kg/m<sup>3</sup>  
Phantom Section: Flat; Space: 10 mm

Test Date: 06/27/2024; Ambient Temp: 20.8°C; Tissue Temp: 19.8°C

Probe: EX3DV4 - SN7427; ConvF:(4.35,4.78,4.93); Calibrated: 2024-02-09  
Sensor-Surface: 1.4mm (VMS + 6p)  
Electronics: DAE4 Sn467; Calibrated: 2024-02-09  
Phantom: Twin-SAM V8.0; Serial: 2070  
Measurement SW: DASY Module SAR V16.2.4.2524

## 5750.0 MHz System Verification at 17.0 dBm (50 mW)

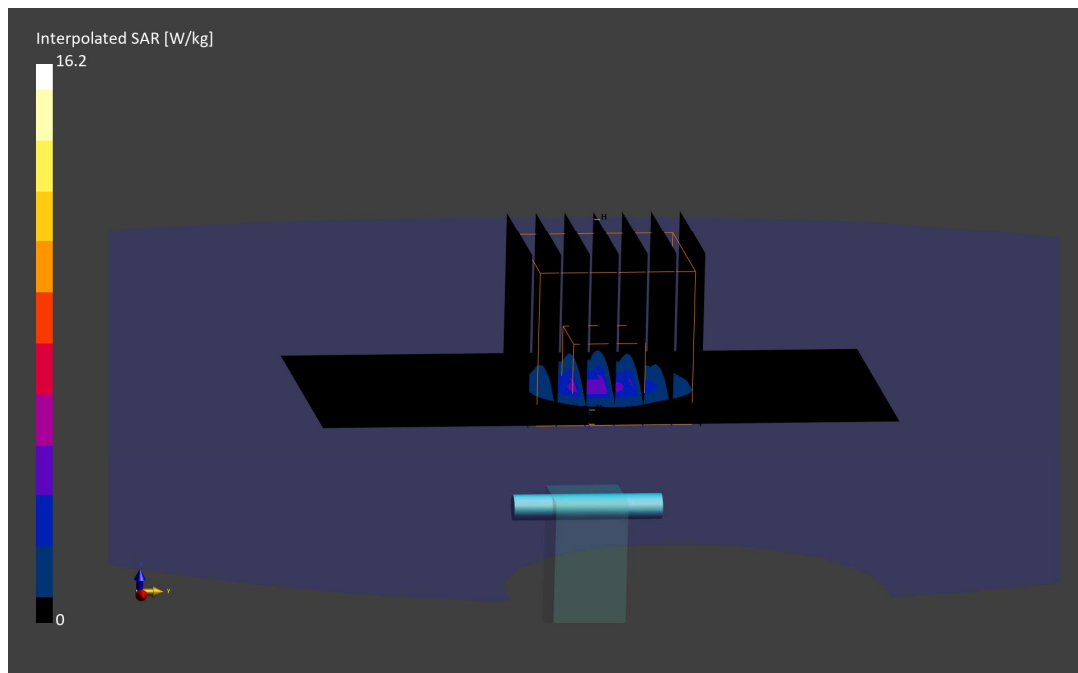
**Area Scan (40.0 x 80.0):** Measurement grid: dx=10.0 mm, dy=10.0 mm

**Zoom Scan (22.0 x 22.0 x 22.0):** Measurement grid: dx=4.0 mm, dy=4.0 mm, dz=1.4 mm; Graded Ratio: 1.4

Peak SAR (extrapolated) = 16.2 W/kg

**SAR(1 g) = 3.80 W/kg; SAR(10 g) = 1.09 W/kg**

Deviation (1 g) = -4.40%; Deviation (10 g) = -3.54%



# ELEMENT

**DUT: Dipole 5750.0 MHz; Type: D5GHzV2 - SN1123**

Communication System: UID: 0, CW; Frequency: 5750.0 MHz  
Medium: 5200-5800 Head; Medium parameters used:  
f = 5750.0 MHz; cond = 5.18 S/m; perm = 34.4; density = 1000 kg/m<sup>3</sup>  
Phantom Section: Flat; Space: 10 mm

Test Date: 07/02/2024; Ambient Temp: 21.2°C; Tissue Temp: 20.0°C

Probe: EX3DV4 - SN7427; ConvF:(4.35,4.78,4.93); Calibrated: 2024-02-09  
Sensor-Surface: 1.4mm (VMS + 6p)  
Electronics: DAE4 Sn467; Calibrated: 2024-02-09  
Phantom: Twin-SAM V8.0; Serial: 2070  
Measurement SW: DASY Module SAR V16.2.4.2524

## 5750.0 MHz System Verification at 17.0 dBm (50 mW)


**Area Scan (40.0 x 80.0):** Measurement grid: dx=10.0 mm, dy=10.0 mm

**Zoom Scan (22.0 x 22.0 x 22.0):** Measurement grid: dx=4.0 mm, dy=4.0 mm, dz=1.4 mm; Graded Ratio: 1.4

Peak SAR (extrapolated) = 15.8 W/kg

**SAR(1 g) = 3.69 W/kg; SAR(10 g) = 1.05 W/kg**

Deviation (1 g) = -7.05%; Deviation (10 g) = -7.08%



# ELEMENT

**DUT: Dipole 5850.0 MHz; Type: D5GHzV2 - SN1066**

Communication System: UID: 0, CW; Frequency: 5850.0 MHz  
Medium: 5200-5800 Head; Medium parameters used:  
f = 5850.0 MHz; cond = 5.30 S/m; perm = 34.6; density = 1000 kg/m<sup>3</sup>  
Phantom Section: Flat; Space: 10 mm

Test Date: 06/17/2024; Ambient Temp: 21.2°C; Tissue Temp: 20.4°C

Probe: EX3DV4 - SN7427; ConvF:(4.04,4.57,4.63); Calibrated: 2024-02-09  
Sensor-Surface: 1.4mm (VMS + 6p)  
Electronics: DAE4 Sn467; Calibrated: 2024-02-09  
Phantom: Twin-SAM V8.0; Serial: 2070  
Measurement SW: DASY Module SAR V16.2.4.2524

## 5850.0 MHz System Verification at 17.0 dBm (50 mW)

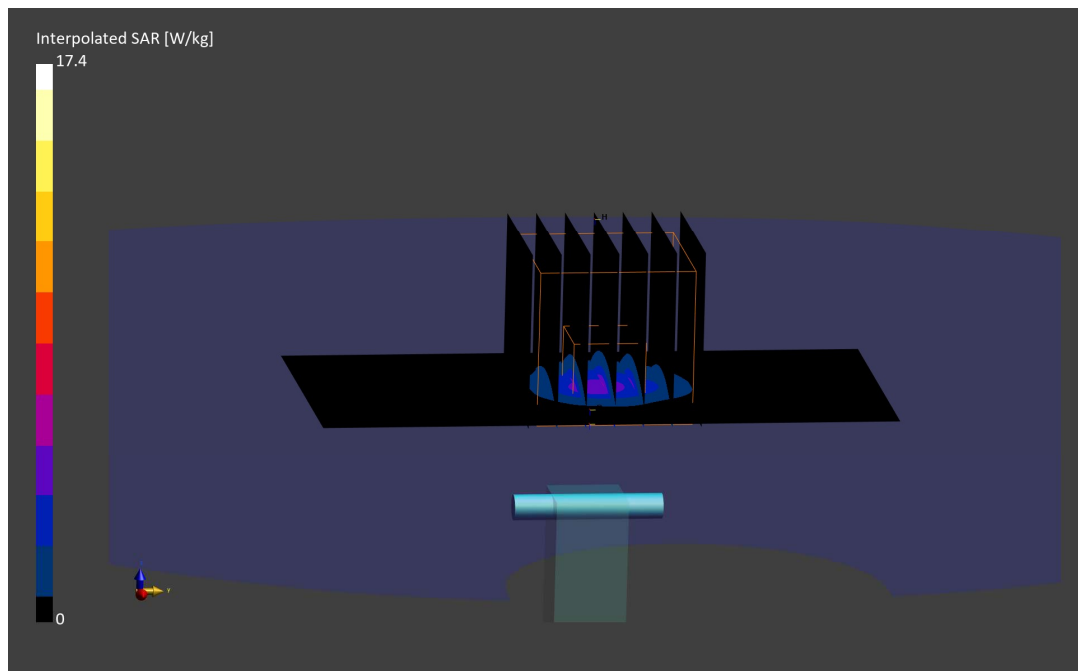
**Area Scan (40.0 x 80.0):** Measurement grid: dx=10.0 mm, dy=10.0 mm

**Zoom Scan (22.0 x 22.0 x 22.0):** Measurement grid: dx=4.0 mm, dy=4.0 mm, dz=1.4 mm; Graded Ratio: 1.4

Peak SAR (extrapolated) = 17.4 W/kg

**SAR(1 g) = 4.07 W/kg; SAR(10 g) = 1.15 W/kg**

Deviation (1 g) = -0.97%; Deviation (10 g) = -1.71%





# ELEMENT

**DUT: Dipole 5850.0 MHz; Type: D5GHzV2 - SN1066**

Communication System: UID: 0, CW; Frequency: 5850.0 MHz  
Medium: 5200-5800 Head; Medium parameters used:  
f = 5850.0 MHz; cond = 5.20 S/m; perm = 33.7; density = 1000 kg/m<sup>3</sup>  
Phantom Section: Flat; Space: 10 mm

Test Date: 06/27/2024; Ambient Temp: 20.8°C; Tissue Temp: 19.8°C

Probe: EX3DV4 - SN7427; ConvF:(4.04,4.57,4.63); Calibrated: 2024-02-09  
Sensor-Surface: 1.4mm (VMS + 6p)  
Electronics: DAE4 Sn467; Calibrated: 2024-02-09  
Phantom: Twin-SAM V8.0; Serial: 2070  
Measurement SW: DASY Module SAR V16.2.4.2524

## 5850.0 MHz System Verification at 17.0 dBm (50 mW)

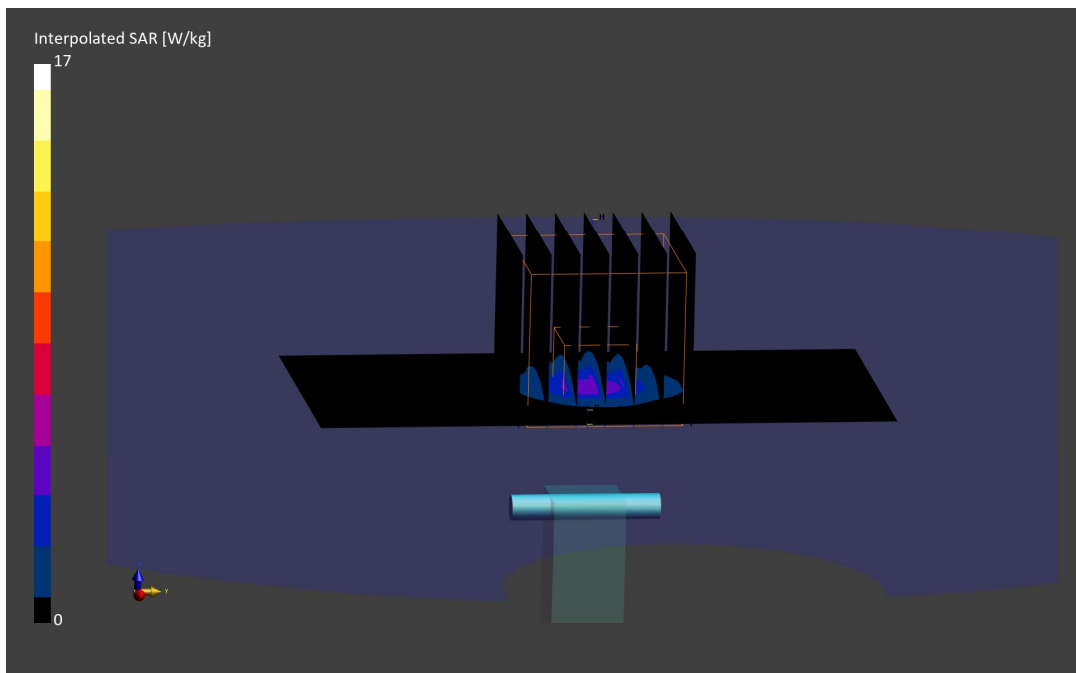
**Area Scan (40.0 x 80.0):** Measurement grid: dx=10.0 mm, dy=10.0 mm

**Zoom Scan (22.0 x 22.0 x 22.0):** Measurement grid: dx=4.0 mm, dy=4.0 mm, dz=1.4 mm; Graded Ratio: 1.4

Peak SAR (extrapolated) = 17.0 W/kg

**SAR(1 g) = 3.96 W/kg; SAR(10 g) = 1.12 W/kg**

Deviation (1 g) = -3.65%; Deviation (10 g) = -4.27%



# ELEMENT

**DUT: Dipole 5850.0 MHz; Type: D5GHzV2 - SN1163**

Communication System: UID: 0, CW; Frequency: 5850.0 MHz  
Medium: 5200-5800 Head; Medium parameters used:  
f = 5850.0 MHz; cond = 5.29 S/m; perm = 34.2; density = 1000 kg/m<sup>3</sup>  
Phantom Section: Flat; Space: 10 mm

Test Date: 07/02/2024; Ambient Temp: 21.2°C; Tissue Temp: 20.0°C

Probe: EX3DV4 - SN7427; ConvF:(4.04,4.57,4.63); Calibrated: 2024-02-09  
Sensor-Surface: 1.4mm (VMS + 6p)  
Electronics: DAE4 Sn467; Calibrated: 2024-02-09  
Phantom: Twin-SAM V8.0; Serial: 2070  
Measurement SW: DASY Module SAR V16.2.4.2524

## 5850.0 MHz System Verification at 17.0 dBm (50 mW)


**Area Scan (40.0 x 80.0):** Measurement grid: dx=10.0 mm, dy=10.0 mm

**Zoom Scan (22.0 x 22.0 x 22.0):** Measurement grid: dx=4.0 mm, dy=4.0 mm, dz=1.4 mm; Graded Ratio: 1.4

Peak SAR (extrapolated) = 17.6 W/kg

**SAR(1 g) = 4.09 W/kg; SAR(10 g) = 1.15 W/kg**

Deviation (1 g) = 3.54%; Deviation (10 g) = 3.60%



# ELEMENT

**DUT: Dipole 6500.0 MHz; Type: D6.5GHzV2 - SN1019**

Communication System: UID: 0, CW; Frequency: 6500.0 MHz  
Medium: 6000 Head; Medium parameters used:  
f = 6500.0 MHz; cond = 6.12 S/m; perm = 34.0; density = 1000 kg/m<sup>3</sup>  
Phantom Section: Flat; Space: 5 mm

Test Date: 07/01/2024; Ambient Temp: 20.8°C; Tissue Temp: 19.7°C

Probe: EX3DV4 - SN7532; ConvF:(5.24,4.91,5.59); Calibrated: 2024-04-16  
Sensor-Surface: 1.4mm (VMS + 6p)  
Electronics: DAE4 Sn501; Calibrated: 2024-04-09  
Phantom: Twin-SAM V5.0; Serial: 1647  
Measurement SW: DASY Module SAR V16.2.4.2524

## 6500.0 MHz System Verification at 14.0 dBm (25 mW)


**Area Scan (51.0 x 85.0):** Measurement grid: dx=8.5 mm, dy=8.5 mm

**Zoom Scan (22.0 x 22.0 x 22.0):** Measurement grid: dx=3.4 mm, dy=3.4 mm, dz=1.4 mm; Graded Ratio: 1.4

Peak SAR (extrapolated) = 49.1 W/kg

**SAR(1 g) = 7.76 W/kg; SAR(10 g) = 1.42 W/kg; APD(4cm<sup>2</sup>) = 34.7 W/m<sup>2</sup>**

Deviation (1 g) = 5.94%; Deviation (10 g) = 4.99%; Deviation (APD) = 5.15%



# ELEMENT

**DUT: Dipole 8000.0 MHz; Type: D8GHzV2 - SN1006**

Communication System: UID: 0, CW; Frequency: 8000.0 MHz  
Medium: 6000 Head; Medium parameters used:  
f = 8000.0 MHz; cond = 7.89 S/m; perm = 31.4; density = 1000 kg/m<sup>3</sup>  
Phantom Section: Flat; Space: 5 mm

Test Date: 07/01/2024; Ambient Temp: 20.8°C; Tissue Temp: 19.7°C

Probe: EX3DV4 - SN7532; ConvF:(5.23,5.13,5.61); Calibrated: 2024-04-16  
Sensor-Surface: 1.4mm (VMS + 6p)  
Electronics: DAE4 Sn501; Calibrated: 2024-04-09  
Phantom: Twin-SAM V5.0; Serial: 1647  
Measurement SW: DASY Module SAR V16.2.4.2524

## 8000.0 MHz System Verification at 14.0 dBm (25 mW)


**Area Scan (52.0 x 91.0):** Measurement grid: dx=6.5 mm, dy=6.5 mm

**Zoom Scan (22.0 x 22.0 x 22.0):** Measurement grid: dx=2.7 mm, dy=2.7 mm, dz=1.3 mm; Graded Ratio: 1.4

Peak SAR (extrapolated) = 65.1 W/kg

**SAR(1 g) = 7.22 W/kg; SAR(10 g) = 1.20 W/kg; APD(4cm<sup>2</sup>) = 29.5 W/m<sup>2</sup>**

Deviation (1 g) = 6.96%; Deviation (10 g) = 5.73%; Deviation (APD) = 6.31%



Date: 07/03/2024

## 10 GHz System Verification

### Device Under Test Properties

DUT	Serial Number
10 GHz Verification Source	1006

### Exposure Conditions

Phantom Section	Position	Test Distance [mm]	Band	Frequency [MHz]
5G	FRONT	10.00	Validation band	10000.0

### Hardware Setup

Probe, Calibration Date	DAE, Calibration Date
EUmmWV3 - SN9407, 10/09/2023	DAE4 - SN1408, 03/06/2024

### Software Setup

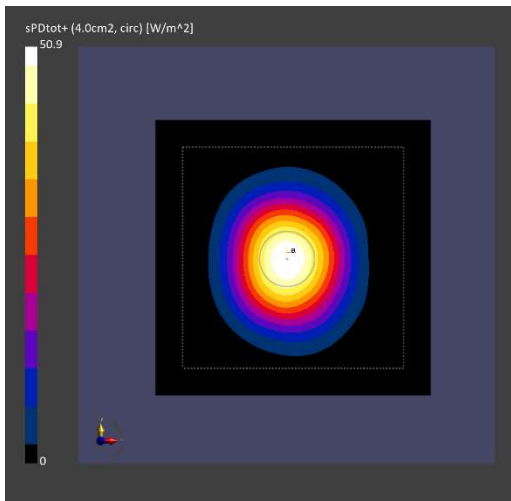
Software	Software Version
cDASY6 Module mmWave	3.2.0.1840

### Scans Setup

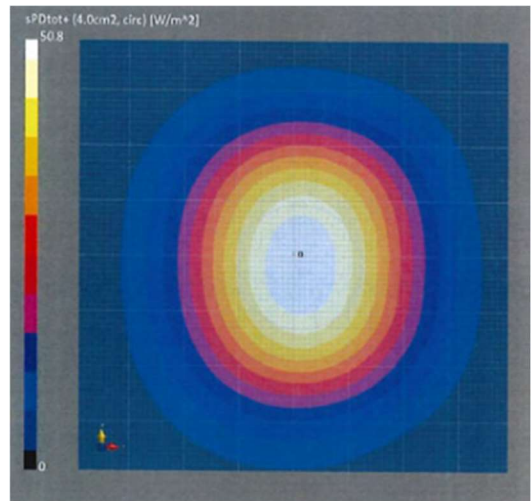
Scan Type	5G Scan
Grid Extents [mm]	60.0 x 60.0
Grid Steps [lambda]	0.25 x 0.25
Sensor Surface [mm]	10.0

### Measurement Results

Scan Type	5G Scan
Avg. Area [cm <sup>2</sup> ]	4.00
pS <sub>tot</sub> avg [W/m <sup>2</sup> ]	50.9
pS <sub>n</sub> avg [W/m <sup>2</sup> ]	50.7
E <sub>peak</sub> [V/m]	149
Deviation [dB] pS <sub>tot</sub>	-0.63
Deviation [dB] pS <sub>n</sub>	-0.62



10 GHz System Verification



Calibration Certificate