



Before using Apple Watch, review the *Apple Watch User Guide* at [support.apple.com/en-ca/guide/watch](http://support.apple.com/en-ca/guide/watch). You can also use Apple Books to download the guide (where available). Retain documentation for future reference.

#### Safety and Handling

See "Safety and handling" in the *Apple Watch User Guide*. Apple Watch, its operating systems, and the health sensors are not medical devices.

#### Exposure to Radio Frequency

For radio frequency exposure information for Apple Watch, open the Apple Watch app on iPhone and tap My Watch, then go to General > About > Legal > RF Exposure. Or go to [apple.com/ca/legal/rfexposure](http://apple.com/ca/legal/rfexposure).

#### Regulatory

Regulatory certification information is available on-device. Go to Settings > General > Regulatory. Additional regulatory information is in "Safety and handling" in the *Apple Watch User Guide*.

#### FCC and ISCED Canada Compliance for Apple Watch and Apple Watch Magnetic Charging Cable

This device complies with part 15 of the FCC Rules and ISCED Canada licence-exempt RSS standard(s). Operation is subject to the following two conditions: (1) this device may not cause harmful interference, and (2) this device must accept any interference received, including interference that may cause undesired operation.

#### Exposition aux radiofréquences

Pour vous renseigner sur l'exposition aux radiofréquences émises par l'Apple Watch, ouvrez l'app Watch sur l'iPhone et touchez Ma montre, puis accédez à Général > Informations > Mentions légales > Exposition aux RF. Vous pouvez aussi vous rendre sur [apple.com/ca/fr/legal/rfexposure](http://apple.com/ca/fr/legal/rfexposure).

#### Batterie et chargement

La maintenance ou le recyclage de la batterie lithium-ion de l'Apple Watch doit être effectué par Apple ou un centre de services agréé. Si vous faites appel à un service d'assistance pour la batterie, il se peut que votre Apple Watch soit remplacée. Les batteries doivent être recyclées ou mises au rebut séparément des ordures ménagères. Pour plus d'informations sur l'entretien et le recyclage des batteries, consultez la page [apple.com/ca/fr/batteries/service-and-recycling](http://apple.com/ca/fr/batteries/service-and-recycling). Pour plus d'informations sur le chargement, reportez-vous à la section

majeure. Apple Pty Ltd, PO Box A2629, Sydney South, NSW 1235. Tél. : 133-622.

#### Réglementation

Les informations de certification réglementaire sont disponibles sur l'appareil. Accédez à Réglages > Général > Réglementation. Pour en savoir plus sur la réglementation, consultez la section « Sécurité et manipulation » du *Guide de l'utilisateur de l'Apple Watch*.

Conformité à la FCC et à ISDE Canada pour l'Apple Watch et le câble de recharge magnétique de l'Apple Watch Cet appareil est conforme à la partie 15 des règles de la FCC et aux CNR d'ISDE Canada applicables aux appareils radio exempts de licence. Son fonctionnement est soumis aux deux conditions suivantes : (1) cet appareil ne doit pas provoquer d'interférences préjudiciables, et (2) il doit accepter toute

#### Batterie et Chargement

The lithium-ion battery in Apple Watch should be serviced or recycled by Apple or an authorized service provider. You may receive a replacement Apple Watch when ordering battery service. Batteries must be recycled or disposed of separately from household waste. For information about battery service and recycling, go to [apple.com/ca/batteries/service-and-recycling](http://apple.com/ca/batteries/service-and-recycling). For information about charging, see "Important safety information" in the *Apple Watch User Guide*.

#### Medical Device Interference

Apple Watch, some of the bands, the Apple Watch Magnetic Charging Cable, and the Apple Watch Magnetic Charging Dock contain magnets that may interfere with medical devices. See "Important safety information" in the *Apple Watch User Guide*.

#### EU / UK Compliance



Apple Inc. hereby declares that this wireless device is in compliance with Directive 2014/53/EU and Radio Equipment Regulations 2017. A copy of the Declaration of Conformity is available at [apple.com/euro/compliance](http://apple.com/euro/compliance). Apple's EU representative is Apple Distribution International Ltd., Hollyhill Industrial Estate, Cork, Ireland. Apple's UK representative is Apple UK Ltd., 2 Furzeground Way, Stockley Park, Middlesex, UB11 1BB.

« Renseignements importants concernant la sécurité » du *Guide de l'utilisateur de l'Apple Watch*.

Interférences avec les appareils médicaux L'Apple Watch, certains bracelets, le câble de recharge magnétique de l'Apple Watch et le socle de chargement magnétique pour Apple Watch contiennent des aimants susceptibles d'interférer avec les appareils médicaux. Reportez-vous à la section « Renseignements importants concernant la sécurité » du *Guide de l'utilisateur de l'Apple Watch*.

#### Prévention des pertes d'audition

Pour éviter les pertes d'audition, n'utilisez pas un volume élevé pendant des périodes prolongées. Vous trouverez des informations plus détaillées sur le son et l'audition sur la page [apple.com/ca/fr/sound](http://apple.com/ca/fr/sound) et dans la section « Renseignements

interférence reçue, y compris celles susceptibles d'entraîner un fonctionnement non souhaité.

#### Déclaration de conformité pour l'UE et le R.-U.



Apple Inc. déclare que l'appareil sans fil est conforme à la directive 2014/53/EU et à la Radio Equipment Regulations 2017. Une copie de la Déclaration de conformité est disponible à l'adresse [apple.com/euro/compliance](http://apple.com/euro/compliance). Le représentant d'Apple dans l'UE est Apple Distribution International, Hollyhill Industrial Estate, Cork, Irlande. Le représentant d'Apple au R.-U. est Apple UK Ltd., 2 Furzeground Way, Stockley Park, Middlesex, UB11 1BB.

#### Avoid Hearing Damage

To prevent possible hearing damage, do not listen at high volume levels for long periods. More information about sound and hearing is available online at [apple.com/ca/sound](http://apple.com/ca/sound) and in "Important safety information" in the *Apple Watch User Guide*.

#### Apple One-Year Limited Warranty Summary

Apple warrants the included hardware product and accessories against defects in materials and workmanship for one year from the date of original retail purchase. Apple does not warrant against normal wear and tear, nor damage caused by accident or abuse. To obtain service, call Apple or visit an Apple Store or an Apple Authorized Service Provider—available service options are dependent on the country in which service is requested and may be restricted to the original country of sale. Call charges and international shipping charges may apply, depending on the

#### Disposal and Recycling Information



The symbol above means that according to local laws and regulations your product and/or its battery shall be disposed of separately from household waste. When this product reaches its end of life, take it to a collection point designated by local authorities. The separate collection and recycling of your product and/or its battery at the time of disposal will help conserve natural resources and ensure that it is recycled in a manner that protects human health and the environment. For information about Apple's recycling program, recycling collection points, restricted substances, and other environmental initiatives, visit [apple.com/ca/environment](http://apple.com/ca/environment).

importants concernant la sécurité » du *Guide de l'utilisateur de l'Apple Watch*.

Résumé de la garantie limitée d'un an Apple Apple garantit le présent produit matériel et ses accessoires contre les défauts matériels et de main-d'œuvre pendant une année à compter de la date d'achat initial. Apple ne garantit pas ce produit contre l'usure normale, ni les dommages causés accidentellement ou à la suite d'une mauvaise utilisation. Pour faire réparer votre appareil, appelez Apple ou rendez-vous dans un Apple Store ou dans un centre de services agréé Apple (les options de réparation disponibles peuvent varier en fonction des pays et la réparation peut se limiter au pays d'achat de l'appareil). Des frais téléphoniques et des frais de transport international peuvent s'appliquer selon la région. Si vous soumettez une réclamation valide dans le cadre de cette garantie, Apple s'engage à réparer, à remplacer ou à rembourser votre Apple Watch à sa seule

#### Informations sur la mise au rebut et le recyclage



Le symbole ci-dessus signifie que, conformément aux lois et aux réglementations locales, vous devez jeter votre produit ou sa batterie séparément des ordures ménagères. Lorsque ce produit arrive en fin de vie, apportez-le à un point de collecte désigné par les autorités locales. La collecte séparée et le recyclage de votre produit ou de sa batterie lors de sa mise au rebut aident à préserver les ressources naturelles et à s'assurer qu'il est recyclé de manière à protéger la santé humaine et l'environnement. Pour plus d'informations sur le programme de recyclage d'Apple, les points de collecte de recyclage, les substances réglementées et les autres initiatives environnementales, consultez le site [apple.com/environment](http://apple.com/environment).

location. Subject to the full terms and detailed information on obtaining service available at [apple.com/ca/legal/warranty](http://apple.com/ca/legal/warranty) and [support.apple.com/en-ca](http://support.apple.com/en-ca), if you submit a valid claim under this warranty, Apple will either repair, replace, or refund your Apple Watch at its own discretion. Warranty benefits are in addition to rights provided under local consumer laws. You may be required to furnish proof of purchase details when making a claim under this warranty.

For Australian Consumers: Our goods come with guarantees that cannot be excluded under the Australian Consumer Law. You are entitled to a replacement or refund for a major failure and for compensation for any other reasonably foreseeable loss or damage. You are also entitled to have the goods repaired or replaced if the goods fail to be of acceptable quality and the failure does not amount to a major failure. Apple Pty Ltd, PO Box A2629, Sydney South, NSW 1235. Tel: 133-622.

Avant d'utiliser l'Apple Watch, veuillez lire le *Guide de l'utilisateur de l'Apple Watch* sur [support.apple.com/fr-ca/guide/watch](http://support.apple.com/fr-ca/guide/watch). Vous pouvez également utiliser Apple Books pour télécharger le guide (lorsque disponible). Conservez cette documentation pour toute référence ultérieure.

#### Sécurité et manipulation

Reportez-vous à la section « Sécurité et manipulation » du *Guide de l'utilisateur de l'Apple Watch*. L'Apple Watch, ses systèmes d'exploitation et les capteurs de santé ne sont pas des appareils médicaux.

discretion, conformément aux modalités complètes et aux conditions de réparation disponibles sur les sites suivants : [apple.com/ca/fr/legal/warranty](http://apple.com/ca/fr/legal/warranty) et [support.apple.com/fr-ca](http://support.apple.com/fr-ca). Les termes de la garantie s'ajoutent aux droits des consommateurs accordés par les lois locales. Il vous sera peut-être demandé de présenter une preuve d'achat au moment de soumettre une réclamation pendant la période de validité de cette garantie.

Pour les clients australiens : Les garanties de nos produits ne peuvent pas être exclues en vertu du droit de la consommation australien. Vous êtes en droit de demander le remplacement ou le remboursement de votre appareil en cas de défaillance majeure ainsi qu'un dédommagement pour toute perte ou dommage raisonnablement prévisible. Vous êtes également en droit d'obtenir la réparation ou le remplacement de vos appareils si la qualité de ceux-ci n'est pas acceptable sans qu'ils aient fait l'objet d'une défaillance

© 2021 Apple Inc. All rights reserved. Apple, the Apple logo, Apple Watch, and iPhone are trademarks of Apple Inc., registered in the U.S. and other countries. Apple Books is a trademark of Apple Inc. Apple Store is a service mark of Apple Inc., registered in the U.S. and other countries. Printed in XXXX. VC034-04633-A



O

Open your band box.  
Follow the steps to  
attach your band to  
your Apple Watch.



e


Put on your Apple Watch.  
Press and hold the side  
button to turn it on.

e

Open the Apple Watch  
app on your iPhone to  
set up your device.



To charge, magnetically  
attach the charger to  
the back of the case.



\*Requires an iPhone connection to cellular service or a Wi-Fi network with calling enabled. For support, visit [apple.com/support/watch](https://apple.com/support/watch). © 2020 Apple Inc. All rights reserved. Printed in XXXX. 034-04203-A

## Important safety information for Apple Watch

**WARNING:** Failure to follow these safety instructions could result in fire, electric shock, injury, or damage to Apple Watch or other property. Read all the safety information below before using Apple Watch.

**Handling** Handle Apple Watch with care. Apple Watch cases are made of various materials that include the following:

- Aluminum Apple Watch case—7000 series aluminum, Ion-X glass (strengthened glass), composite back (plastic)
- Stainless Steel Apple Watch case—Stainless steel, sapphire crystal, ceramic back
- Titanium Apple Watch case—Titanium, sapphire crystal, ceramic back
- Ceramic Apple Watch case—Ceramic, sapphire crystal, ceramic back

Apple Watch contains sensitive electronic components and can be damaged if dropped, burned, punctured, or crushed. Apple Watch cases made of ceramic may chip or crack if dropped or subjected to forceful impact. Don't use a damaged Apple Watch, such as one with a cracked screen or case, visible liquid intrusion, or a damaged band, as it may cause injury. Avoid heavy exposure to dust or sand.

**Repairing** Don't open Apple Watch and don't attempt to repair Apple Watch yourself. Disassembling Apple Watch may damage it, result in loss of water resistance, and may cause injury to you. If Apple Watch is damaged or malfunctions, contact Apple or an Apple Authorized Service Provider. You can find more information about getting service at [support.apple.com/watch/repair/service](https://support.apple.com/watch/repair/service).

**Battery** Don't attempt to replace the Apple Watch battery yourself—you may damage the battery, which could cause overheating and injury. The lithium-ion battery in Apple Watch should be serviced only by Apple or an authorized service provider. You may receive a replacement Apple Watch (in place of your original device) when ordering battery service. Batteries must be recycled or disposed of separately from household waste. Don't incinerate the battery. For information about battery service and recycling, see [apple.com/batteries/service-and-recycling](https://apple.com/batteries/service-and-recycling).

**Distraction** Using Apple Watch in some circumstances can distract you and may cause a dangerous situation (for example, avoid reading a text message while driving a car). Observe rules that prohibit or restrict the use of mobile devices.

**Navigation** Maps, directions, and location-based apps depend on data services. These data services are subject to change and may not be available in all areas, resulting in maps,

directions, or location-based information that may be unavailable, inaccurate, or incomplete. Some Maps features require Location Services. Compare the information provided on Apple Watch to your surroundings and defer to posted signs to resolve any discrepancies. Do not use these services while performing activities that require your full attention. Always comply with posted signs and the laws and regulations in the areas where you are using Apple Watch, and always use common sense.

Charging Charge Apple Watch with the Apple Watch Magnetic Charging Cable (included), MagSafe Duo Charger, or Apple Watch Magnetic Charging Dock and an Apple-branded compatible power adapter (each sold separately). You may also charge Apple Watch with other third-party power adapters that are compliant with USB 2.0 or later and with applicable country regulations and international and regional safety standards. Other adapters may not meet applicable safety standards, and charging with such adapters could pose a risk of death or injury.

Using damaged cables or chargers, or charging when moisture is present, can cause fire, electric shock, injury, or damage to Apple Watch or other property. When you use the Apple Watch Magnetic Charging Cable, MagSafe Duo Charger, or Apple Watch Magnetic Charging Dock with a power adapter to charge Apple Watch, make sure the cable or dock is fully inserted into the power adapter before you plug the adapter into a power outlet. It's important to keep Apple Watch, the Apple Watch Magnetic Charging Cable, the MagSafe Duo Charger, the Apple Watch Magnetic Charging Dock, and the power adapter in a well-ventilated area when in use or charging.

Prolonged heat exposure Apple Watch, the Apple Watch Magnetic Charging Cable, the MagSafe Duo Charger, the Apple Watch Magnetic Charging Dock, and the power adapter comply with required surface temperature limits defined by applicable country regulations and international and regional safety standards. However, even within these limits, sustained contact with warm surfaces for long periods of time may cause discomfort or injury. Apple Watch, the Apple Watch Magnetic Charging Cable, the MagSafe Duo Charger, the Apple Watch Magnetic Charging Dock, and the power adapter will become warm when plugged in to a power source. Use of cellular on Apple Watch Series 3 (GPS + Cellular), Apple Watch Series 4 (GPS + Cellular), Apple Watch Series 5 (GPS + Cellular), Apple Watch SE (GPS + Cellular), or Apple Watch Series 6 (GPS + Cellular) may make the device feel warm. Use common sense to avoid situations where your skin is in contact with Apple Watch, the Apple Watch Magnetic Charging Cable, the MagSafe Duo Charger, the Apple Watch Magnetic Charging Dock, or the power adapter for long periods of time when they're plugged in. For example, while Apple Watch is charging or while the Apple Watch Magnetic Charging Cable, MagSafe Duo Charger, the Apple Watch Magnetic Charging Dock, or the power adapter are plugged in to a power source, don't sleep on them or place them under a blanket, pillow, or your body. Take special care if you have a physical condition that affects your ability to detect heat against the body. Remove Apple Watch if it becomes uncomfortably warm.

Hearing loss Listening to sound at high volumes may damage your hearing. Background noise, as well as continued exposure to high volume levels, can make sounds seem quieter than they actually are. Turn on audio playback and check the volume before inserting a Bluetooth connected headset in your ear. For more information about hearing loss, go to the

[Sound and Hearing website.](#)

**WARNING:** To prevent possible hearing damage, do not listen at high volume levels for long periods.

**Radio frequency exposure** Apple Watch uses radio signals to connect to wireless networks. For information about radio frequency (RF) energy resulting from radio signals and steps you can take to minimize exposure, open the Apple Watch app on iPhone, tap My Watch, then tap General > About > Legal > RF Exposure or visit [apple.com/legal/rfexposure](https://apple.com/legal/rfexposure).

**Radio frequency interference** Observe signs and notices that prohibit or restrict the use of electronic devices. Although Apple Watch, the Apple Watch Magnetic Charging Cable, the MagSafe Duo Charger, and the Apple Watch Magnetic Charging Dock are designed, tested, and manufactured to comply with regulations governing radio frequency emissions, such emissions from Apple Watch, the Apple Watch Magnetic Charging Cable, the MagSafe Duo Charger, and the Apple Watch Magnetic Charging Dock can negatively affect the operation of other electronic equipment, causing them to malfunction. Unplug the Apple Watch Magnetic Charging Cable, MagSafe Duo Charger, and the Apple Watch Magnetic Charging Dock, and turn off Apple Watch or use airplane mode when use is prohibited, such as while traveling in aircraft, or when asked to do so by authorities.

**Medical device interference** Apple Watch contains components and radios that emit electromagnetic fields. Apple Watch, some of the bands, the Apple Watch Magnetic Charging Cable, the MagSafe Duo Charger, and the Apple Watch Magnetic Charging Dock contain magnets. These electromagnetic fields and magnets may interfere with medical devices, such as pacemakers and defibrillators. Consult your physician and medical device manufacturer for information specific to your medical device and whether you need to maintain a safe distance of separation between your medical device and Apple Watch, its bands, the Apple Watch Magnetic Charging Cable, the MagSafe Duo Charger, and the Apple Watch Magnetic Charging Dock. Stop using Apple Watch, its bands, the Apple Watch Magnetic Charging Cable, the MagSafe Duo Charger, and the Apple Watch Magnetic Charging Dock if you suspect they are interfering with your medical device.

**Not a medical device** Apple Watch is not a medical device and should not be used as a substitute for professional medical judgment. It is not designed or intended for use in the diagnosis of disease or other conditions, or in the cure, mitigation, treatment, or prevention of any condition or disease. Please consult your healthcare provider prior to making any decisions related to your health.

**Medical conditions** Before starting or modifying any exercise program using Apple Watch, consult your physician. Be careful and attentive while exercising. Stop exercising immediately if you feel pain, or feel faint, dizzy, exhausted, or short of breath. By exercising, you assume all associated inherent risks including any injury that may result from such activity. If you have any medical condition that you believe could be affected by Apple Watch (for example, seizures, blackouts, eyestrain, or headaches), consult with your physician prior to using Apple Watch.

**Explosive and other atmospheric conditions** Charging or using Apple Watch in any area

with a potentially explosive atmosphere, such as areas where the air contains high levels of flammable chemicals, vapors, or particles (such as grain, dust, or metal powders), may be hazardous. Exposing Apple Watch to environments having high concentrations of industrial chemicals, including near evaporating liquified gasses such as helium, may damage or impair Apple Watch functionality. Obey all signs and instructions.

High-consequence activities Apple Watch is not intended for use where the failure of the device could lead to death, personal injury, or severe environmental damage.

Choking hazard Some Apple Watch bands may present a choking hazard to small children. Keep these bands away from small children.

Skin sensitivities Some people may experience reactions to certain materials used in jewelry, watches, and other wearable items that are in prolonged contact with their skin. This can be due to allergies, environmental factors, extended exposure to irritants like soap, sweat, or other causes. You may be more likely to experience irritation from any wearable device if you have allergies or other sensitivities. If you have known skin sensitivities, please take special care when wearing Apple Watch. You may be more likely to experience irritation from Apple Watch if you wear it too tightly. Remove Apple Watch periodically to allow your skin to breathe. Keeping Apple Watch and the band clean and dry will reduce the possibility of skin irritation. If you experience redness, swelling, itchiness, or any other irritation or discomfort on your skin around, or beneath, your Apple Watch, please remove Apple Watch and consult your physician before resuming wear. Continued use, even after symptoms subside, may result in renewed or increased irritation.

Apple Watch models with a stainless steel or aluminum case, the stainless steel portions of some Apple Watch bands, the metallic portions of Hermès bands, and the magnets in the watch and bands contain some nickel. Nickel exposure from these materials is unlikely, but customers with known nickel allergies should be attentive when wearing them until they can determine they are not experiencing an allergic reaction.

The Apple Watch case and the Apple Watch bands contain trace amounts of acrylates and methacrylates. Acrylates and methacrylates are found in many consumer products that come in contact with the skin, such as adhesive bandages. Some people may be sensitive to them, or may develop sensitivities over time. Apple Watch and its bands are designed so that parts containing acrylates and methacrylates are not in direct contact with your skin.

The materials used in Apple Watch and the Apple Watch bands meet the standards set for jewelry by the U.S. Consumer Product Safety Commission, applicable European regulations, and other international standards.

## Important handling information for Apple Watch

Exposure to liquid Apple Watch is water resistant but not waterproof. You may, for example, wear and use Apple Watch during exercise (exposure to sweat is OK), in the rain, and while washing your hands. If water splashes onto the watch, wipe it off with a nonabrasive, lint-free cloth. Try to minimize exposing Apple Watch to perfume, soap, solvents, detergent, acids or acidic foods, soapy water, insect repellent, lotions, sunscreen, oil, or hair dye. Follow the instructions below in the “Cleaning and care” section if Apple Watch comes into contact with them.

Apple Watch Series 3, Apple Watch Series 4, Apple Watch Series 5, Apple Watch SE, and Apple Watch Series 6 have a water resistance rating of 50 meters under ISO standard 22810:2010. This means that they may be used for shallow water activities like swimming in a pool or ocean. However, Apple Watch Series 3, Apple Watch Series 4, Apple Watch Series 5, Apple Watch SE, and Apple Watch Series 6 should not be used for scuba diving, water skiing, or other activities involving high velocity water or submersion below shallow depth.

Water resistance is not a permanent condition and may diminish over time. Apple Watch cannot be rechecked or resealed for water resistance. The following may affect the water resistance of Apple Watch in particular and should be avoided:

- Dropping Apple Watch or subjecting it to other impacts.
- Exposing Apple Watch to soap or soapy water, for example while showering or bathing.
- Exposing Apple Watch to perfume, solvents, detergent, acids or acidic foods, insect repellent, lotions, sunscreen, oil, or hair dye.
- Exposing Apple Watch to high velocity water, for example while water skiing.
- Wearing Apple Watch in the sauna or steam room.

Not all bands are appropriate for water use. For example, the stainless steel and leather bands are not water resistant and should not be exposed to liquids.

**Cleaning and care** Keep Apple Watch clean and dry. Clean and dry Apple Watch, the band, and your skin after workouts or heavy sweating. Dry Apple Watch and the band thoroughly if they are exposed to fresh water. Clean Apple Watch if it comes in contact with anything that may cause stains or other damage, such as dirt or sand, makeup, ink, soap, detergent, acids or acidic foods, or comes in contact with liquids other than fresh water, including those that may lead to skin irritation such as sweat, salt water, soapy water, pool water, perfume, insect repellent, lotions, sunscreen, oil, adhesive remover, hair dye, or solvents. The Apple Watch and band colors may vary or fade over time.

After swimming with Apple Watch Series 3, Apple Watch Series 4, Apple Watch Series 5, Apple Watch SE, and Apple Watch Series 6, gently rinse it with warm tap water.

How to clean Apple Watch:

- Turn off Apple Watch. Press and hold the side button, then drag the Power Off slider to the right.
- Depress the band release buttons and remove the band. See [Remove, change, and fasten Apple Watch bands](#).
- Wipe Apple Watch clean with a nonabrasive, lint-free cloth. If necessary, you can also lightly dampen the cloth with fresh water.
- Dry Apple Watch with a nonabrasive, lint-free cloth.

To help avoid damaging Apple Watch, observe the following:

- Don't clean Apple Watch while it's charging.
- Don't dry Apple Watch or the bands using any external heat source (for example, a hair dryer).
- Don't use cleaning products, ultrasonic cleaners, or compressed air when cleaning your Apple Watch.

The front of Apple Watch is made of Ion-X glass (strengthened glass) or sapphire crystal, each with a fingerprint-resistant oleophobic (oil repellent) coating. This coating wears over time with normal usage. Cleaning products and abrasive materials will further diminish the coating, and may scratch the glass or the sapphire crystal.

Using buttons, Digital Crown, connectors, and ports Never apply excessive pressure to a button or the Digital Crown on Apple Watch, or force a charging connector into a port, because this may cause damage that is not covered under the warranty. If the connector and port don't join with reasonable ease, they probably don't match. Check for obstructions and make sure that the connector matches the port and that you have positioned the connector correctly in relation to the port.

Certain usage patterns can contribute to the fraying or breaking of cables. The cable attached to a charging unit, like any other metal wire or cable, is subject to becoming weak or brittle if repeatedly bent in the same spot. Aim for gentle curves instead of angles in the cable. Regularly inspect the cable and connector for any kinks, breaks, bends, or other damage. Should you find any such damage, discontinue use of the cable.

Magnetic Charging Cable, MagSafe Duo Charger, and Magnetic Charging Dock  
Discoloration of the charging surface of the Apple Watch Magnetic Charging Cable, MagSafe Duo Charger, and Apple Watch Magnetic Charging Dock may occur after regular use due to dirt and debris that come in contact with the magnetic surface. This is normal. Cleaning the magnetic charging surface may reduce, or prevent, such discoloration, and will help to prevent damage to your charger and Apple Watch. To clean the charging surface, disconnect



the charger from both Apple Watch and the power adapter and wipe with a damp, nonabrasive cloth. Dry with a nonabrasive, lint-free cloth before resuming charging. Do not use cleaning products when cleaning the charging surface.

Operating temperature Apple Watch is designed to work best in ambient temperatures between 32° and 95° F (0° and 35° C) and be stored in temperatures between -4° and 113° F (-20° and 45° C). Apple Watch can be damaged and battery life shortened if stored or operated outside of these temperature ranges. Avoid exposing Apple Watch to dramatic changes in temperature or humidity. If the interior temperature of Apple Watch exceeds normal operating temperatures (for example, in a hot car or in direct sunlight for extended periods of time), you may experience the following as it attempts to regulate its temperature:

- Charging may slow or stop.
- The display may dim.
- A temperature warning screen may appear.
- Some data transfer may be paused or delayed.
- Some apps may close.
- On Apple Watch Series 3 (GPS + Cellular), Apple Watch Series 4 (GPS + Cellular), Apple Watch Series 5 (GPS + Cellular), Apple Watch SE (GPS + Cellular), or Apple Watch Series 6 (GPS + Cellular) you might not have a cellular connection or you might not be able to make or receive calls. Normal cellular functionality resumes after Apple Watch cools. However, you can still make emergency calls.

Important: You may not be able to use Apple Watch while the temperature warning screen is displayed. If Apple Watch can't regulate its internal temperature, it goes into Power Reserve or a deep sleep mode until it cools. Move Apple Watch to a cooler location out of direct sunlight and wait a few minutes before trying to use Apple Watch again. For more information, see the Apple Support article [Keep Apple Watch within acceptable operating temperatures](#).

Magnets Keep key cards and credit cards away from Apple Watch, the bands, the Apple Watch Magnetic Charging Cable, the MagSafe Duo Charger, and the Apple Watch Magnetic Charging Dock.

## Band care information for Apple Watch

Many third parties make accessory bands for Apple Watch. Such bands may not fit properly; may interfere with the Apple Watch Wrist Detect feature; may interfere with Compass on Apple Watch Series 5, Apple Watch SE, and Apple Watch Series 6; may contain materials that cause skin sensitivities or other health concerns; and may even damage Apple Watch. For best results, use only Apple-branded or Apple-authorized bands.

**How to clean Apple-branded bands** Remove the band from Apple Watch before cleaning. See [Remove, change, and fasten Apple Watch bands](#).

*Note:* This cleaning information applies to Apple-branded bands only. For all other bands, follow the care information provided with the band.

For the leather portions of the bands, wipe them clean with a nonabrasive, lint-free cloth, lightly dampened with fresh water (if necessary). After cleaning, let the band air dry thoroughly before re-attaching to Apple Watch. Don't store leather bands in direct sunlight, at high temperatures, or in high humidity. Don't soak leather bands in water. Leather bands are not water resistant.

For all other bands and clasps, wipe them clean with a nonabrasive, lint-free cloth, lightly dampened with fresh water (if necessary). Dry the band thoroughly with a nonabrasive, lint-free cloth before re-attaching to Apple Watch. Stainless steel bands are not water resistant.

## FCC compliance statement

For Apple Watch, Apple Watch Magnetic Charging Cable, and Apple Watch Magnetic Charging Dock

This device complies with part 15 of the FCC Rules. Operation is subject to the following two conditions: (1) This device may not cause harmful interference, and (2) this device must accept any interference received, including interference that may cause undesired operation.

*Note:* This equipment has been tested and found to comply with the limits for a Class B digital device, pursuant to part 15 of the FCC Rules. These limits are designed to provide reasonable protection against harmful interference in a residential installation.

This equipment generates, uses, and can radiate radio frequency energy and, if not installed and used in accordance with the instructions, may cause harmful interference to radio communications. However, there is no guarantee that interference will not occur in a particular installation.

If this equipment does cause harmful interference to radio or television reception, which can be determined by turning the equipment off and on, the user is encouraged to try to correct the interference by one or more of the following measures:

- Reorient or relocate the receiving antenna.
- Increase the separation between the equipment and receiver.
- Connect the equipment to an outlet on a circuit different from that to which the receiver is connected.
- Consult the dealer or an experienced radio/TV technician for help.

Changes or modifications to this product not authorized by Apple could void the electromagnetic compatibility (EMC) and wireless compliance and negate your authority to operate the product.

This product has demonstrated EMC compliance under conditions that included the use of compliant peripheral devices and shielded cables between system components. It is important that you use compliant peripheral devices and shielded cables between system components to reduce the possibility of causing interference to radios, televisions, and other electronic devices.

For Apple Watch Magnetic Charging Cable and Apple Watch Magnetic Charging Dock

The radiated output power of this device meets the limits of FCC/IC radio frequency exposure limits. This device should be operated with a minimum separation distance of 20 cm (8

inches) between the equipment and a person's body.

Responsible party (contact for FCC matters only):

Apple Inc.

One Apple Park Way, MS 911-AHW

Cupertino, CA 95014

USA

[apple.com/contact](https://apple.com/contact)

## ISED Canada compliance statement

For Apple Watch, Apple Watch Magnetic Charging Cable, and Apple Watch Magnetic Charging Dock

This device complies with ISED Canada licence-exempt RSS standard(s). Operation is subject to the following two conditions: (1) this device may not cause interference, and (2) this device must accept any interference, including interference that may cause undesired operation of the device.

Operation in the band 5150–5250 MHz is only for indoor use to reduce the potential for harmful interference to co-channel mobile satellite systems.

Le présent appareil est conforme aux CNR d'ISDE Canada applicables aux appareils radio exempts de licence. L'exploitation est autorisée aux deux conditions suivantes : (1) l'appareil ne doit pas produire de brouillage, et (2) l'appareil doit accepter tout brouillage radioélectrique subi, même si le brouillage est susceptible d'en compromettre le fonctionnement.

La bande 5150–5250 MHz est réservée uniquement pour une utilisation à l'intérieur afin de réduire les risques de brouillage préjudiciable aux systèmes de satellites mobiles utilisant les mêmes canaux.




For Apple Watch Magnetic Charging Cable and Apple Watch Magnetic Charging Dock

The radiated output power of this device meets the limits of FCC/IC radio frequency exposure limits. This device should be operated with a minimum separation distance of 20 cm (8 inches) between the equipment and a person's body.

La puissance de sortie rayonnée de cet appareil est conforme aux limites de la FCC/IC limites d'exposition aux fréquences radio. Cet appareil doit être utilisé avec une distance minimale de séparation de 20 cm entre l'appareil et le corps d'une personne.

## Ultra Wideband information

Ultra Wideband is available on Apple Watch Series 6 and later models, and availability varies by region.

Ultra Wideband must be turned off when onboard aircraft, ships, and other prohibited regions by turning on airplane mode. To turn on airplane mode, [open Control Center](#), then tap . You can also turn airplane mode on or off in the Settings app  on Apple Watch. When airplane mode is on,  appears in the status bar.

*Australia:* Ultra Wideband transmitters must not be operated within a nominated distance from specified Australian radio-astronomy sites. For further information about nominated distance, please refer to the Radiocommunications (Low Interference Potential Devices) Class Licence 2015 published by the Australian Communications and Media Authority.

## Disposal and recycling information for Apple Watch



### Disposal and Recycling Information

The symbol above means that according to local laws and regulations your product and/or its battery shall be disposed of separately from household waste. When this product reaches its end of life, take it to a collection point designated by local authorities. The separate collection and recycling of your product and/or its battery at the time of disposal will help conserve natural resources and ensure that it is recycled in a manner that protects human health and the environment. For information about Apple's recycling program, recycling collection points, restricted substances, and other environmental initiatives, visit [apple.com/environment](https://apple.com/environment).

### Brasil – Informações sobre descarte e reciclagem

O símbolo acima indica que este produto e/ou sua bateria não devem ser descartados no lixo doméstico. Quando decidir descartar este produto e/ou sua bateria, faça-o de acordo com as leis e diretrizes ambientais locais. Para informações sobre substâncias de uso restrito, o programa de reciclagem da Apple, pontos de coleta e telefone de informações, visite [apple.com/br/environment](https://apple.com/br/environment).

### Información sobre eliminación de residuos y reciclaje

El símbolo de arriba indica que este producto y/o su batería no deben desecharse con los residuos domésticos. Cuando quieras desechar este producto y/o su batería, hazlo de conformidad con las leyes y directrices medioambientales locales. Para obtener más información sobre el programa de reciclaje de Apple, los puntos de recolección para reciclaje, las sustancias restringidas y otras iniciativas medioambientales, visita [apple.com/mx/environment](https://apple.com/mx/environment) o [apple.com/la/environment](https://apple.com/la/environment).

### Battery service

The lithium-ion battery in Apple Watch should be serviced by Apple or an authorized service provider. You may receive a replacement Apple Watch when ordering battery service. Batteries must be recycled or disposed of separately from household waste. For more information about battery service and recycling, go to [apple.com/batteries/service-and-recycling](https://apple.com/batteries/service-and-recycling).

### Australia Battery Disposal

For more information, visit [apple.com/au/trade-in](https://apple.com/au/trade-in).

## Battery Charger System Efficiency



Türkiye

Türkiye Cumhuriyeti:

AEEE Yönetmeliğine Uygundur.

China Mainland Battery Statement

警告：不要刺破或焚烧。该电池不含水银。

台灣



廢電池請回收

Taiwan Battery Statement

警告：請勿戳刺或焚燒。此電池不含汞。



SAFETY AND HANDLING

## Apple and the environment

At Apple, we recognize our responsibility to minimize the environmental impacts of our operations and products. For more information, go to [apple.com/environment](https://apple.com/environment).

Apple Inc.

© 2021 Apple Inc. All rights reserved.

Apple, the Apple logo, AirPlay, AirPods, Apple Music, Apple Pay, Apple TV, Apple Watch, CarPlay, Digital Crown, FaceTime, Handoff, HomeKit, HomePod, iMessage, iPad, iPadOS, iPhone, Mac, macOS, MagSafe, OS X, Safari, Siri, tvOS, and watchOS are trademarks of Apple Inc., registered in the U.S. and other countries.

Apple Books, Apple Watch Edition, Apple Watch Sport, Live Photos, and Memoji are trademarks of Apple Inc.

App Store, iCloud, and iTunes Store are service marks of Apple Inc., registered in the U.S. and other countries.

Apple Fitness+ is a service mark of Apple Inc.

Apple

One Apple Park Way

Cupertino, CA 95014-2084

[apple.com](https://apple.com)

iOS is a trademark or registered trademark of Cisco in the U.S. and other countries and is used under license.

The Bluetooth® word mark and logos are registered trademarks owned by Bluetooth SIG, Inc. and any use of such marks by Apple Inc. is under license.

Other company and product names mentioned herein may be trademarks of their respective companies.

Every effort has been made to ensure that the information in this manual is accurate. Apple is not responsible for printing or clerical errors.

Some apps are not available in all areas. App availability is subject to change.