

TEST SETUP PHOTOGRAPHS




Figure 1: AC Line Conducted Emissions (Front View)



Figure 2: AC Line Conducted Emissions (Side View)


 element	Apple Inc. FCC ID: BCG-A2984, IC: 579C-A2984	Model/HVIN: A2984
Test Set-Up Photos	EUT Type: Watch	Page 1 of 13



Figure 3: AC Line Conducted Emissions (Front View)



Figure 4: AC Line Conducted Emissions (Side View)



Figure 5: 1-18GHz Test Setup (Front View)





Figure 6: 1-18GHz Test Setup (Rear View)

 element	Apple Inc. FCC ID: BCG-A2984, IC: 579C-A2984	Model/HVIN: A2984
Test Set-Up Photos	EUT Type: Watch	Page 3 of 13




Figure 7: 1-18GHz Test Setup (Front View)





Figure 8: 1-18GHz Test Setup (Rear View)

	Apple Inc. FCC ID: BCG-A2984, IC: 579C-A2984	Model/HVIN: A2984
Test Set-Up Photos	EUT Type: Watch	Page 4 of 13




Figure 9: 1-18GHz Test Setup (Front View)




Figure 10: 1-18GHz Test Setup (Rear View)




Figure 11: 30MHz-1GHz Test Setup (Front View)




Figure 12: 30MHz-1GHz Test Setup (Rear View)




Figure 13: 30MHz-1GHz Test Setup (Front View)





Figure 14: 30MHz-1GHz Test Setup (Rear View)

	Apple Inc. FCC ID: BCG-A2984, IC: 579C-A2984	Model/HVIN: A2984
Test Set-Up Photos	EUT Type: Watch	Page 7 of 13




Figure 15: 30MHz-1GHz Test Setup (Front View)




Figure 16: 30MHz-1GHz Test Setup (Rear View)





Figure 17: 30MHz-1GHz Test Setup (Front View)



Figure 18: 30MHz-1GHz Test Setup (Rear View)

	Apple Inc. FCC ID: BCG-A2984, IC: 579C-A2984	Model/HVIN: A2984
Test Set-Up Photos	EUT Type: Watch	Page 9 of 13




Figure 19: 30MHz-1GHz Test Setup (Front View)




Figure 20: 30MHz-1GHz Test Setup (Rear View)


	Apple Inc. FCC ID: BCG-A2984, IC: 579C-A2984	Model/HVIN: A2984
Test Set-Up Photos	EUT Type: Watch	Page 10 of 13



Figure 21: 30MHz-1GHz Test Setup (Front View)




Figure 22: 30MHz-1GHz Test Setup (Rear View)


 element	Apple Inc. FCC ID: BCG-A2984, IC: 579C-A2984	Model/HVIN: A2984
Test Set-Up Photos	EUT Type: Watch	Page 11 of 13



Figure 23: 9kHz-30MHz Test Setup (Front View)



Figure 24: 9kHz-30MHz Test Setup (Front View)





Figure 25: 9kHz-30MHz Test Setup (Front View)

 element	Apple Inc. FCC ID: BCG-A2984, IC: 579C-A2984	Model/HVIN: A2984
Test Set-Up Photos	EUT Type: Watch	Page 13 of 13