

APPENDIX B: SAR DIPOLE VERIFICATION PLOTS

ELEMENT

DUT: Dipole 2450.0 MHz; Type: D2450V2 - SN921

Communication System: UID: 0, CW; Frequency: 2450.0 MHz
Medium: 2450 Head; Medium parameters used:
f = 2450.0 MHz; cond = 1.85 S/m; perm = 39.2; density = 1000 kg/m³
Phantom Section: Flat; Space: 10 mm

Test Date: 06/12/2023; Ambient Temp: 22.1°C; Tissue Temp: 20.9°C

Probe: EX3DV4 - SN7308; ConvF:(7.91,7.91,7.91); Calibrated: 2023-02-13
Sensor-Surface: 1.4mm (VMS + 6p)
Electronics: DAE4 Sn467; Calibrated: 2023-02-15
Phantom: Twin-SAM V4.0; Serial: 1275
Measurement SW: DASY Module SAR V16.2.0.1425

2450 MHz System Verification at 20 dBm (100 mW)

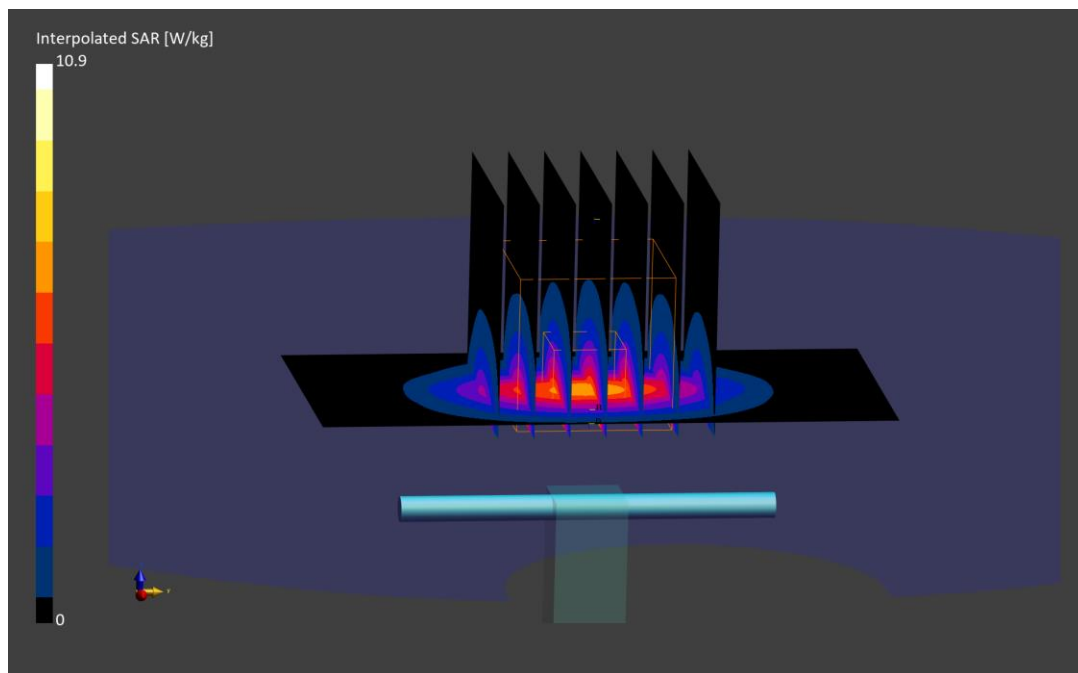
Area Scan (40.0 x 80.0): Measurement grid: dx=10.0 mm, dy=10.0 mm

Zoom Scan (30.0 x 30.0 x 30.0): Measurement grid: dx=5.0 mm, dy=5.0 mm, dz=1.5 mm; Graded Ratio: 1.5

Peak SAR (extrapolated) = 10.9 W/kg

SAR(1 g) = 5.31 W/kg; SAR(10 g) = 2.46 W/kg

Deviation (1 g) = -2.03%; Deviation (10 g) = -3.53%;



ELEMENT

DUT: Dipole 2450.0 MHz; Type: D2450V2 - SN921

Communication System: UID: 0, CW; Frequency: 2450.0 MHz
Medium: 2450 Head; Medium parameters used:
f = 2450.0 MHz; cond = 1.88 S/m; perm = 39.7; density = 1000 kg/m³
Phantom Section: Flat; Space: 10 mm

Test Date: 06/14/2023; Ambient Temp: 21.1°C; Tissue Temp: 21.2°C

Probe: EX3DV4 - SN7308; ConvF:(7.91,7.91,7.91); Calibrated: 2023-02-13
Sensor-Surface: 1.4mm (VMS + 6p)
Electronics: DAE4 Sn467; Calibrated: 2023-02-15
Phantom: Twin-SAM V4.0; Serial: 1275
Measurement SW: DASY Module SAR V16.2.0.1425

2450 MHz System Verification at 20 dBm (100 mW)

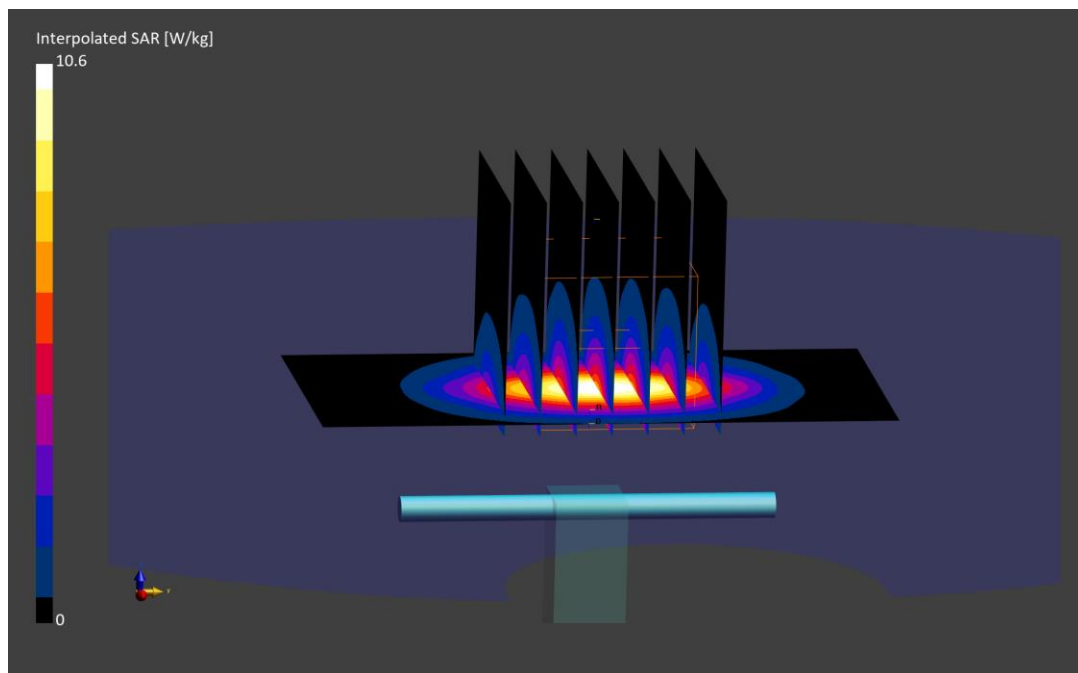
Area Scan (40.0 x 80.0): Measurement grid: dx=10.0 mm, dy=10.0 mm

Zoom Scan (30.0 x 30.0 x 30.0): Measurement grid: dx=5.0 mm, dy=5.0 mm, dz=1.5 mm; Graded Ratio: 1.5

Peak SAR (extrapolated) = 10.6 W/kg

SAR(1 g) = 5.20 W/kg; SAR(10 g) = 2.42 W/kg

Deviation (1 g) = -4.06%; Deviation (10 g) = -5.10%;



ELEMENT

DUT: Dipole 5250.0 MHz; Type: D5GHzV2 - SN1066

Communication System: UID: 0, CW; Frequency: 5250.0 MHz
Medium: 5200-5800 Head; Medium parameters used:
f = 5250.0 MHz; cond = 4.64 S/m; perm = 35.8; density = 1000 kg/m³
Phantom Section: Flat; Space: 10 mm

Test Date: 06/13/2023; Ambient Temp: 23.7°C; Tissue Temp: 20.9°C

Probe: EX3DV4 - SN7420; ConvF:(5.22,5.22,5.22); Calibrated: 2022-10-20
Sensor-Surface: 1.4mm (VMS + 6p)
Electronics: DAE4 Sn1333; Calibrated: 2022-10-13
Phantom: Twin-SAM V8.0; Serial: 1736
Measurement SW: DASY Module SAR V16.2.0.1425

5250 MHz System Verification at 17 dBm (50 mW)


Area Scan (40.0 x 80.0): Measurement grid: dx=10.0 mm, dy=10.0 mm

Zoom Scan (22.0 x 22.0 x 22.0): Measurement grid: dx=4.0 mm, dy=4.0 mm, dz=1.4 mm; Graded Ratio: 1.4

Peak SAR (extrapolated) = 15.2 W/kg

SAR(1 g) = 3.96 W/kg; SAR(10 g) = 1.12 W/kg

Deviation (1 g) = -1.37%; Deviation (10 g) = -3.03%;



ELEMENT

DUT: Dipole 5250.0 MHz; Type: D5GHzV2 - SN1123

Communication System: UID: 0, CW; Frequency: 5250.0 MHz
Medium: 5200-5800 Head; Medium parameters used:
f = 5250.0 MHz; cond = 4.49 S/m; perm = 35.6; density = 1000 kg/m³
Phantom Section: Flat; Space: 10 mm

Test Date: 07/18/2023; Ambient Temp: 22.5°C; Tissue Temp: 20.7°C

Probe: EX3DV4 - SN7420; ConvF:(5.22,5.22,5.22); Calibrated: 2022-10-20
Sensor-Surface: 1.4mm (VMS + 6p)
Electronics: DAE4 Sn1333; Calibrated: 2022-10-13
Phantom: Twin-SAM V8.0; Serial: 1736
Measurement SW: DASY Module SAR V16.2.0.1425

5250 MHz System Verification at 17 dBm (50 mW)


Area Scan (40.0 x 80.0): Measurement grid: dx=10.0 mm, dy=10.0 mm

Zoom Scan (22.0 x 22.0 x 22.0): Measurement grid: dx=4.0 mm, dy=4.0 mm, dz=1.4 mm; Graded Ratio: 1.4

Peak SAR (extrapolated) = 14.6 W/kg

SAR(1 g) = 3.85 W/kg; SAR(10 g) = 1.10 W/kg

Deviation (1 g) = -4.35%; Deviation (10 g) = -3.93%;



ELEMENT

DUT: Dipole 5600.0 MHz; Type: D5GHzV2 - SN1066

Communication System: UID: 0, CW; Frequency: 5600.0 MHz
Medium: 5200-5800 Head; Medium parameters used:
f = 5600.0 MHz; cond = 5.04 S/m; perm = 35.2; density = 1000 kg/m³
Phantom Section: Flat; Space: 10 mm

Test Date: 06/13/2023; Ambient Temp: 23.7°C; Tissue Temp: 20.9°C

Probe: EX3DV4 - SN7420; ConvF:(4.63,4.63,4.63); Calibrated: 2022-10-20
Sensor-Surface: 1.4mm (VMS + 6p)
Electronics: DAE4 Sn1333; Calibrated: 2022-10-13
Phantom: Twin-SAM V8.0; Serial: 1736
Measurement SW: DASY Module SAR V16.2.0.1425

5600 MHz System Verification at 17 dBm (50 mW)


Area Scan (40.0 x 80.0): Measurement grid: dx=10.0 mm, dy=10.0 mm

Zoom Scan (22.0 x 22.0 x 22.0): Measurement grid: dx=4.0 mm, dy=4.0 mm, dz=1.4 mm; Graded Ratio: 1.4

Peak SAR (extrapolated) = 16.9 W/kg

SAR(1 g) = 4.05 W/kg; SAR(10 g) = 1.13 W/kg

Deviation (1 g) = -3.46%; Deviation (10 g) = -6.22%;



ELEMENT

DUT: Dipole 5600.0 MHz; Type: D5GHzV2 - SN1123

Communication System: UID: 0, CW; Frequency: 5600.0 MHz
Medium: 5200-5800 Head; Medium parameters used:
f = 5600.0 MHz; cond = 4.87 S/m; perm = 35.0; density = 1000 kg/m³
Phantom Section: Flat; Space: 10 mm

Test Date: 07/18/2023; Ambient Temp: 22.5°C; Tissue Temp: 20.7°C

Probe: EX3DV4 - SN7420; ConvF:(4.63,4.63,4.63); Calibrated: 2022-10-20
Sensor-Surface: 1.4mm (VMS + 6p)
Electronics: DAE4 Sn1333; Calibrated: 2022-10-13
Phantom: Twin-SAM V8.0; Serial: 1736
Measurement SW: DASY Module SAR V16.2.0.1425

5600 MHz System Verification at 17 dBm (50 mW)


Area Scan (40.0 x 80.0): Measurement grid: dx=10.0 mm, dy=10.0 mm

Zoom Scan (22.0 x 22.0 x 22.0): Measurement grid: dx=4.0 mm, dy=4.0 mm, dz=1.4 mm; Graded Ratio: 1.4

Peak SAR (extrapolated) = 17.0 W/kg

SAR(1 g) = 4.26 W/kg; SAR(10 g) = 1.21 W/kg

Deviation (1 g) = 1.79%; Deviation (10 g) = 2.11%;



ELEMENT

DUT: Dipole 5750.0 MHz; Type: D5GHzV2 - SN1066

Communication System: UID: 0, CW; Frequency: 5750.0 MHz
Medium: 5200-5800 Head; Medium parameters used:
f = 5750.0 MHz; cond = 5.22 S/m; perm = 35.0; density = 1000 kg/m³
Phantom Section: Flat; Space: 10 mm

Test Date: 06/13/2023; Ambient Temp: 23.7°C; Tissue Temp: 20.9°C

Probe: EX3DV4 - SN7420; ConvF:(4.8,4.8,4.8); Calibrated: 2022-10-20
Sensor-Surface: 1.4mm (VMS + 6p)
Electronics: DAE4 Sn1333; Calibrated: 2022-10-13
Phantom: Twin-SAM V8.0; Serial: 1736
Measurement SW: DASY Module SAR V16.2.0.1425

5750 MHz System Verification at 17 dBm (50 mW)


Area Scan (40.0 x 80.0): Measurement grid: dx=10.0 mm, dy=10.0 mm

Zoom Scan (22.0 x 22.0 x 22.0): Measurement grid: dx=4.0 mm, dy=4.0 mm, dz=1.4 mm; Graded Ratio: 1.4

Peak SAR (extrapolated) = 16.3 W/kg

SAR(1 g) = 3.83 W/kg; SAR(10 g) = 1.08 W/kg

Deviation (1 g) = -3.65%; Deviation (10 g) = -4.42%;



ELEMENT

DUT: Dipole 5750.0 MHz; Type: D5GHzV2 - SN1123

Communication System: UID: 0, CW; Frequency: 5750.0 MHz
Medium: 5200-5800 Head; Medium parameters used:
f = 5750.0 MHz; cond = 5.05 S/m; perm = 34.8; density = 1000 kg/m³
Phantom Section: Flat; Space: 10 mm

Test Date: 07/18/2023; Ambient Temp: 22.5°C; Tissue Temp: 20.7°C

Probe: EX3DV4 - SN7420; ConvF:(4.8,4.8,4.8); Calibrated: 2022-10-20
Sensor-Surface: 1.4mm (VMS + 6p)
Electronics: DAE4 Sn1333; Calibrated: 2022-10-13
Phantom: Twin-SAM V8.0; Serial: 1736
Measurement SW: DASY Module SAR V16.2.0.1425

5750 MHz System Verification at 17 dBm (50 mW)

Area Scan (40.0 x 80.0): Measurement grid: dx=10.0 mm, dy=10.0 mm

Zoom Scan (22.0 x 22.0 x 22.0): Measurement grid: dx=4.0 mm, dy=4.0 mm, dz=1.4 mm; Graded Ratio: 1.4

Peak SAR (extrapolated) = 16.0 W/kg

SAR(1 g) = 3.81 W/kg; SAR(10 g) = 1.08 W/kg

Deviation (1 g) = -5.34%; Deviation (10 g) = -4.85%;

