

TEST SETUP PHOTOGRAPHS



Figure 1: AC Line Conducted Emissions (Front View)




Figure 2: AC Line Conducted Emissions (Side View)



Figure 3: AC Line Conducted Emissions (Front View)



Figure 4: AC Line Conducted Emissions (Side View)



Figure 5: 1-18GHz Test Setup (Front View)




Figure 6: 1-18GHz Test Setup (Rear View)



Figure 7: 1-18GHz Test Setup (Front View)




Figure 8: 1-18GHz Test Setup (Rear View)



Figure 9: 1-18GHz Test Setup (Front View)




Figure 10: 1-18GHz Test Setup (Rear View)





Figure 11: 30MHz-1GHz Test Setup (Front View)



Figure 12: 30MHz-1GHz Test Setup (Rear View)

	Apple Inc. FCC ID: BCG-A2968, IC: 579C-A2968	Model/HVIN: A2968
Test Set-Up Photos	EUT Type: Charging Case	Page 6 of 13




Figure 13: 30MHz-1GHz Test Setup (Front View)



Figure 14: 30MHz-1GHz Test Setup (Rear View)




Figure 15: 30MHz-1GHz Test Setup (Front View)




Figure 16: 30MHz-1GHz Test Setup (Rear View)



Figure 17: 30MHz-1GHz Test Setup (Front View)



Figure 18: 30MHz-1GHz Test Setup (Rear View)



Figure 19: 30MHz-1GHz Test Setup (Front View)



Figure 20: 30MHz-1GHz Test Setup (Rear View)


	Apple Inc. FCC ID: BCG-A2968, IC: 579C-A2968	Model/HVIN: A2968
Test Set-Up Photos	EUT Type: Charging Case	Page 10 of 13



Figure 21: 30MHz-1GHz Test Setup (Front View)



Figure 22: 30MHz-1GHz Test Setup (Rear View)



Figure 23: 9kHz-30MHz Test Setup (Front View)



Figure 24: 9kHz-30MHz Test Setup (Front View)



Figure 25: 9kHz-30MHz Test Setup (Front View)