

JOHNSON
BIG PRO CS18

GRADUATIONS


2MM

COMMON RAFTER LENGTH = $\sqrt{\text{RISE}^2 + \text{RUN}^2}$

COMMON RAFTER LENGTH CALCULATION



40 50 60 70 80 90 100 110 120 130 140 150 160 170 180 190 200 210 220 230 240 250 260 270 280 290 300 310 320 330 340 350 360 370 380 390 400 410 420 430 440 450 460 470 480 490 500 510 520 530 540 550 560 570 580 590 600 610 620 630 640 650 660 670 680 690 700 710 720 730 740 750 760 770 780 790 800 810 820 830 840 850 860 870 880 890 900 910 920 930 940 950 960 970 980 990 1000



JOHNSON
BIG PRO CS18

GRADUATIONS

2MM

COMMON RAFTER LENGTH
CALCULATION

$$\text{COMMON RAFTER LENGTH} = \sqrt{\text{RISE}^2 + \text{RUN}^2}$$


RISE

RUN

40 30 20 10 100 90 80 70 60 50 40 30

20 10 100 90 80 70 60 50 40 30 20 10

10 20 30 40 50 60 70 80 90 100 110 120 130 140 150 160 170 180 190 200 210 220 230 240 250 260 270 280 290 300 310 320 330 340 350 360 370 380 390 400 410 420 430 440 450 460 470 480 490 500 510 520 530 540 550 560 570 580 590 600 610 620 630 640 650 660 670 680 690 700 710 720 730 740 750 760 770 780 790 800 810 820 830 840 850 860 870 880 890 900 910 920 930 940 950 960 970 980 990 1000



JOHNSON
BIG PRO CS18

GRADUATIONS
2MM

COMMON RAFTER LENGTH
CALCULATION


$$\text{COMMON RAFTER LENGTH} = \sqrt{\text{RISE}^2 + \text{RUN}^2}$$



40 30 20 10 100 90 80 70 60 50 40 30

20 10 100 90 80 70 60 50 40 30 20 10

40 50 60 70 80 90 100 10 20 30 40 50 60 70 80 90 100



BIG PRO CS18
JOHNSON


2MM GRADUATIONS

COMMON RAFTER LENGTH
CALCULATION
 $\sqrt{\text{RISE}^2 + \text{RUN}^2}$
COMMON RAFTER LENGTH
RISE
RUN

40 30 20 10 100 90 80 70 60 50 40 30

20 10 100 90 80 70 60 50 40 30 20 10


10 20 30 40 50 60 70 80 90 100 10 20 30 40 50 60 70 80 90 100



JOHNSON
BIG PRO
CS18

2MM
GRADUATIONS

COMMON RAFTER LENGTH
CALCULATION
$$\text{COMMON RAFTER LENGTH} = \sqrt{\text{RISE}^2 + \text{RUN}^2}$$



JOHNSON
BIG PRO CS18

GRADUATIONS

2MM

COMMON RAFTER LENGTH
CALCULATION

$$COMMON\ RAFTER\ LENGTH = \sqrt{RISE^2 + RUN^2}$$




40 30 20 10 100 90 80 70 60 50 40 30

20 10 100 90 80 70 60 50 40 30 20 10

40 50 60 70 80 90 100

300 200 100 10 20 30 40 50 60 70 80 90 100



BIG JOHNSON
CS18

GRADUATIONS

2MM

COMMON RAFTER LENGTH
CALCULATION


$$\text{COMMON RAFTER LENGTH} = \sqrt{\text{RISE}^2 + \text{RUN}^2}$$



40 30 20 10 100 90 80 70 60 50 40 30

20 10 100 90 80 70 60 50 40 30 20 10

10 20 30 40 50 60 70 80 90 100 110 120 130 140 150 160 170 180 190 200 210 220 230 240 250 260 270 280 290 300 310 320 330 340 350 360 370 380 390 400 410 420 430 440 450 460 470 480 490 500 510 520 530 540 550 560 570 580 590 600 610 620 630 640 650 660 670 680 690 700 710 720 730 740 750 760 770 780 790 800 810 820 830 840 850 860 870 880 890 900 910 920 930 940 950 960 970 980 990 1000



JOHNSON
BIG PRO CS18

GRADUATIONS
2MM

COMMON RAFTER LENGTH
CALCULATION


$$\text{COMMON RAFTER LENGTH} = \sqrt{\text{RISE}^2 + \text{RUN}^2}$$



40 30 20 10 100 90 80 70 60 50 40 30

20 10 100 90 80 70 60 50 40 30 20 10

40 50 60 70 80 90 100 10 20 30 40 50 60 70 80 90 100



JOHNSON
BIG PRO CS18

GRADUATIONS

2MM

COMMON RAFTER LENGTH
CALCULATION

$$\text{COMMON RAFTER LENGTH} = \sqrt{\text{RISE}^2 + \text{RUN}^2}$$

RISE

RUN

40 30 20 10 100 90 80 70 60 50 40 30