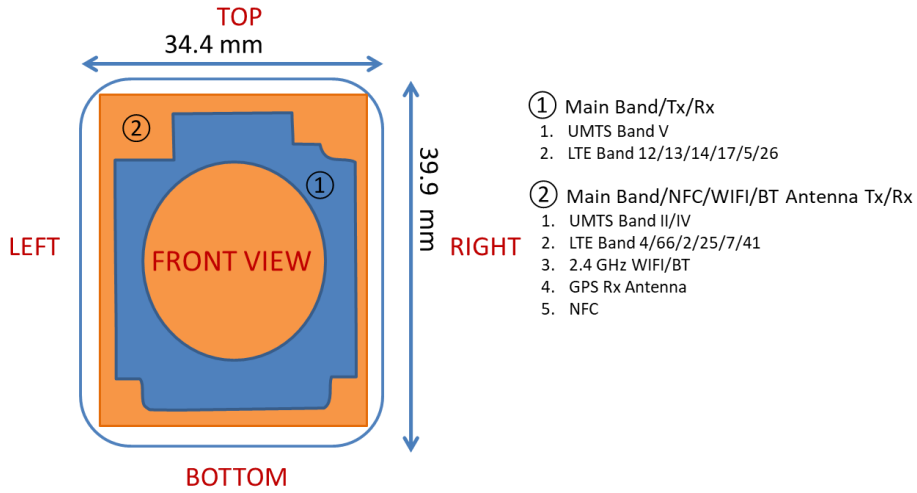


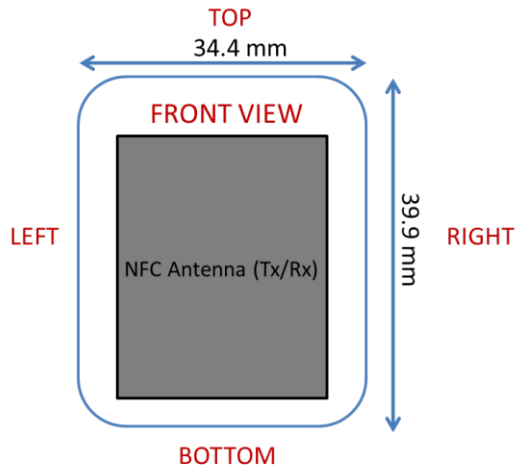
# APPENDIX E: DUT ANTENNA DIAGRAM & SAR TEST SETUP PHOTOGRAPHS

<b>FCC ID:</b> BCG-A2726	<b>SAR EVALUATION REPORT</b>	<b>Approved by:</b> Technical Manager
<b>Apparatus/Device:</b> Watch		APPENDIX E: Page 1 of 5

Note: Exact antenna dimensions and separation distances are shown in the Technical Descriptions document.




**Figure E-1**  
**DUT Antenna Locations**



**Figure E-2**  
**NFC Antenna Location**

FCC ID: BCG-A2726	SAR EVALUATION REPORT	Approved by: Technical Manager
Apparatus/Device: Watch		APPENDIX E: Page 2 of 5




SAR Test Setup Photo 1: Aluminum with Sport Wristband, Head, Front Side at 10 mm




SAR Test Setup Photo 2: Aluminum with Metal Links Wristband, Head, Front Side at 10 mm

FCC ID: BCG-A2726	SAR EVALUATION REPORT	Approved by: Technical Manager
Apparatus/Device: Watch		APPENDIX E: Page 3 of 5




**SAR Test Setup Photo 3: Aluminum with Metal Loop Wristband, Head, Front Side at 10 mm**




**SAR Test Setup Photo 4: Aluminum with Sport Wristband, Extremity, Back Side at 0 mm**

FCC ID: BCG-A2726	SAR EVALUATION REPORT	Approved by: Technical Manager
Apparatus/Device: Watch		APPENDIX E: Page 4 of 5



**SAR Test Setup Photo 5: Aluminum with Metal Links Wristband, Extremity, Back Side at 0 mm**



**SAR Test Setup Photo 6: Aluminum with Metal Loop Wristband, Extremity, Back Side at 0 mm**

FCC ID: BCG-A2726	SAR EVALUATION REPORT	Approved by: Technical Manager
Apparatus/Device: Watch		APPENDIX E: Page 5 of 5