

TEST SETUP PHOTOS

Report Number: 12458150-EP1V1

1. SCOPE


The purpose of this document is to show test setup diagrams and photos for the following reports

Reports
12458150-E1V3
12458150-E2V3
12458150-E5V3
12458150-E6V3

2. SETUP PHOTOS

2.1.1. 2.4 (BT/BLE) TECHNOLOGIES


ANTENNA PORT AND AC LINE CONDUCTED SETUP



RF ANTENNA PORT CONDUCTED



AC LINE CONDUCTED (FRONT)



AC LINE CONDUCTED (BACK)




AC LINE CONDUCTED WITH HOST (FRONT)



AC LINE CONDUCTED WITH HOST (BACK)

RADIATED RF MEASUREMENT SETUP



FCC BELOW 1GHz (FRONT)



FCC BELOW 1GHz (BACK)



ABOVE 1GHz X-Axis Front



ABOVE 1GHz X-Axis Back



ABOVE 1GHz Y-Axis Front



ABOVE 1GHz Y-Axis Back



ABOVE 1GHz Z-Axis Front



ABOVE 1GHz Z-Axis Back