



10. SETUP PHOTOS

ANTENNA PORT CONDUCTED RF MEASUREMENT SETUP



RADIATED RF MEASUREMENT SETUP (BELOW 1 GHz)

RADIATED FRONT PHOTO (BELOW 1 GHz)




RADIATED BACK PHOTO (BELOW 1 GHz)



RADIATED RF MEASUREMENT SETUP (ABOVE 1 GHz)

RADIATED FRONT PHOTO (ABOVE 1 GHz)




RADIATED BACK PHOTO (ABOVE 1 GHz)



RADIATED RF MEASUREMENT SETUP FOR PORTABLE CONFIGURATION


X-AXIS FRONT PHOTO



X-AXIS BACK PHOTO




Y-AXIS FRONT PHOTO



Y-AXIS BACK PHOTO



Z-AXIS FRONT PHOTO



Z-AXIS BACK PHOTO



POWERLINE CONDUCTED EMISSIONS MEASUREMENT SETUP

EUT POWERED BY AC/DC ADAPTER VIA USB CABLE

LINE CONDUCTED FRONT PHOTO



LINE CONDUCTED BACK PHOTO



END OF REPORT