

5 Photo Report



Photo 1: Test setup for radiated measurements (Enclosure, below 30 MHz)




Photo 2: Test setup for radiated measurements (Enclosure, 30 MHz to 1 GHz)




Photo 3: Test setup for radiated measurements (Enclosure, above 1 GHz, in conjunction with the special test mode of the EUT it was possible to perform the test with external powering)




Photo 4: EUT (front side)

5 Annex


5.1 Additional Information for Test Plan



setup for the test conducted emissions. EUT powered by AC



setup for the test conducted emissions. EUT powered by USB



setup for the test radiated emissions. EUT powered by AC



setup for the test radiated emissions. EUT powered by USB