

Jabra[®]
YOU'RE ON

Jabra SPEAK 450 for Cisco

A BRAND BY

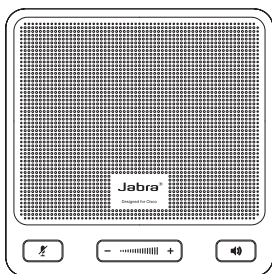
GN Netcom

CONTENTS

WELCOME	2
JABRA SPEAK 450 FOR CISCO OVERVIEW.....	3
CONNECTING	5
HOW TO USE THE JABRA SPEAK 450 FOR CISCO	6
SUPPORT	7
TECHNICAL SPECIFICATIONS.....	8

WELCOME

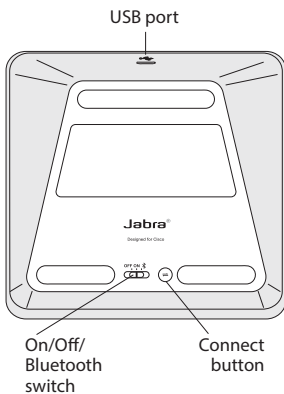
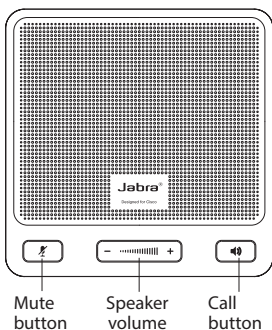
Thank you for purchasing the Jabra Speak 450 for Cisco. We hope you will enjoy it!



WHAT YOUR JABRA SPEAK 450 FOR CISCO CAN DO

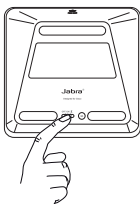
- Answer, end, reject and mute calls.
- Connect wirelessly to a PC or mobile device via Bluetooth.
- Connect to PC via USB.

JABRA SPEAK 450 FOR CISCO OVERVIEW



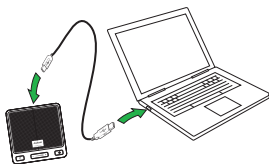
TURN ON THE JABRA SPEAK 450 FOR CISCO

- Plug the Jabra Speak 510 USB cable into any available USB port on your PC.
- Set the **On/Off/Bluetooth** button to **On** or **Bluetooth** to turn on.



CHARGING THE JABRA SPEAK 450 FOR CISCO

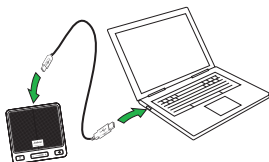
Plug the Jabra Speak 450 for Cisco USB cable into any available USB port on your PC to charge the battery.



CONNECTING

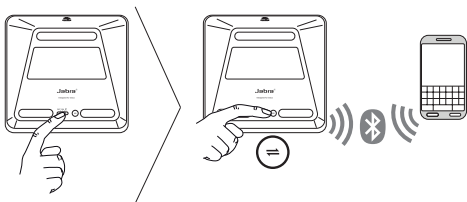
CONNECT TO PC (USB)

1. Plug the Jabra Speak 450 for Cisco USB cable into any available USB port on your PC.
2. Select the Jabra Speak 450 for Cisco as the default audio device in your softphone settings.

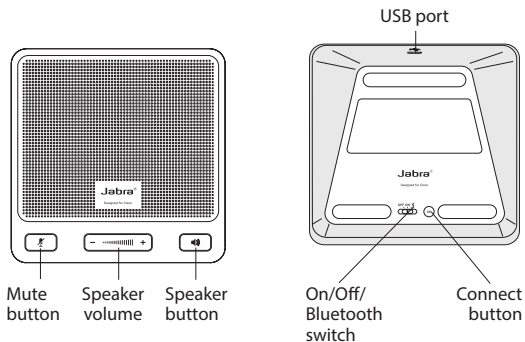


CONNECT TO MOBILE DEVICE (BLUETOOTH)

1. Set the **On/Off/Bluetooth** switch to the **Bluetooth** setting, on the base of the Jabra Speak 450 for Cisco.
2. Tap the **Connect** button on the base of the Jabra Speak 450 for Cisco.
3. Enable Bluetooth on your mobile device, and select the Jabra Speak 450 for Cisco from the list of available Bluetooth devices. If prompted for a password enter 0000.



HOW TO USE THE JABRA SPEAK 450 FOR CISCO



	Turn on (USB only)	Set the On/Off/Bluetooth switch to the On setting (if connected via USB only)
	Turn on (Bluetooth and USB)	Set the On/Off/Bluetooth switch to the Bluetooth setting (if connected via Bluetooth or USB)
	Answer call	Tap the Answer/end button
	End call	Tap the Answer/end button
	Speaker volume	Tap the Volume up or Volume down button
	Mute/un-mute microphone	Tap the Mute button
	Connect with a Bluetooth device	Tap the Connect button to connect with a Bluetooth device for the first time

SUPPORT

FAQ

Q I hear crackling noises

A Bluetooth is a radio technology that is sensitive to objects between the Jabra Speak 450 for Cisco and the connected device. Ensure the Jabra Speak 450 for Cisco and the connected device are within 33 feet (10 meters) of each other, with no major objects in the way (walls, etc.).

Q I cannot hear anything

A - Increase the speaker volume.
- Ensure that the Jabra Speak 450 for Cisco is connected to a device that is playing.

Q I am having pairing problems

A You may have deleted your Jabra Speak 450 for Cisco Bluetooth connection to your mobile phone. Follow the Bluetooth connection instructions again.

Q Does the Jabra Speak 450 for Cisco support other Bluetooth equipment?

A The Jabra Speak 450 for Cisco is designed to work with Bluetooth mobile devices. It can also support other Bluetooth devices that are compliant with Bluetooth version 1.1 or higher and support a headset, hands-free and/or advance audio distribution profile.

HOW TO CARE FOR YOUR JABRA SPEAK 450 FOR CISCO

- Always store the Jabra Speak 450 for Cisco with the power off and safely protected.
- Avoid storage at extreme temperatures (above 70°C/158°F or below -40°C/-104°F). This can shorten battery life and may affect operation. High temperatures may also degrade performance.
- Do not expose the Jabra Speak 450 for Cisco to rain or other liquids.

TECHNICAL SPECIFICATIONS

Weight:

203 g

Dimensions:

L 112 mm x W 112 mm x H 49mm

Microphone:

Omni-directional

Speaker:

Dynamic, 50 mm

Operating range:

Up to 10 m (33 feet)

Bluetooth version:

Bluetooth version 3.0

Supported Bluetooth profiles:

A2DP, Hands Free Profile (v1.6), Headset profile

Talk time:

Up to 10 hours

Talk time:

Up to 120 hours (5 days)

Charging time:

Less than 2.5 hours

Operating temperature:

-10°C to 55°C (-50° F to 131° F)

Storage temperature:

-40° C to 70° (-104° F to 158° F)

Pairing passkey or PIN:

0000

Jabra[®]
YOU'RE ON

A BRAND BY

GN Netcom

© 2012 GN Netcom US, Inc. All rights reserved. Jabra[®] is a registered trademark of GN Netcom A/S. All other trademarks included herein are the property of their respective owners. The Bluetooth[®] word mark and logos are owned by the Bluetooth SIG, Inc. and any use of such marks by GN Netcom A/S is under license. (Design and specifications subject to change without notice).

© 2012 GN Netcom A/S. All rights reserved. Jabra[®] is a registered trademark of GN Netcom A/S. All other trademarks included herein are the property of their respective owners. The Bluetooth[®] word mark and logos are owned by the Bluetooth SIG, Inc. and any use of such marks by GN Netcom A/S is under license. (Design and specifications subject to change without notice).

Made in China
MODEL: OTE11



www.jabra.com