


NEED HELP?

Contact us at Blueparrott.com/M300-XT

blueparrott GN

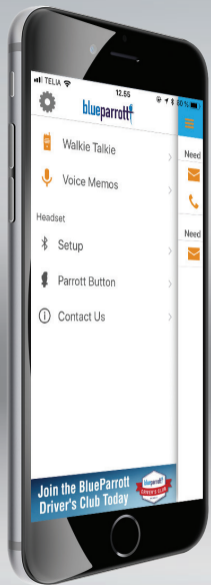
GET STARTED

BlueParrott M300-XT



81-04589 A

BC



BlueParrott app

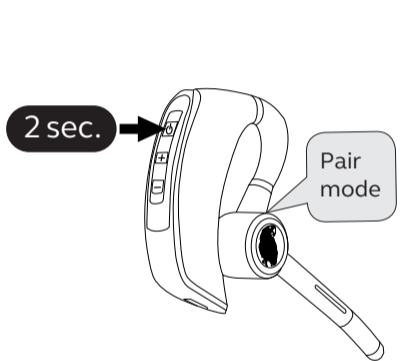
Program your Parrott Button™ anywhere, anytime.

Push-to-talk to your contacts on Dial2Do's MySay network.

Easily access full user guide for your headset.



How to pair



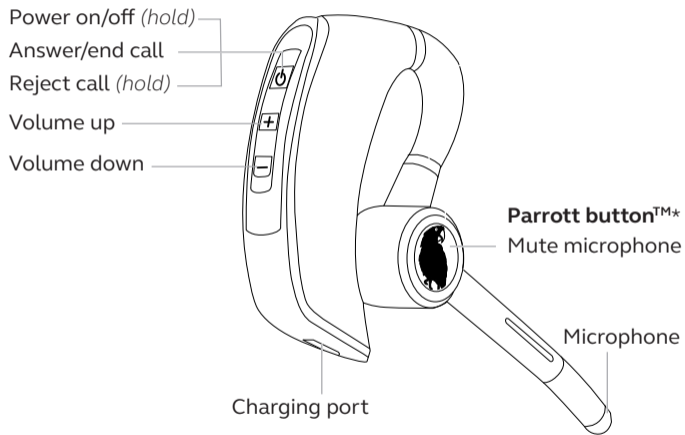
Power on the M300-XT.



Select M300-XT from the list of available Bluetooth devices on your smartphone.

How to use

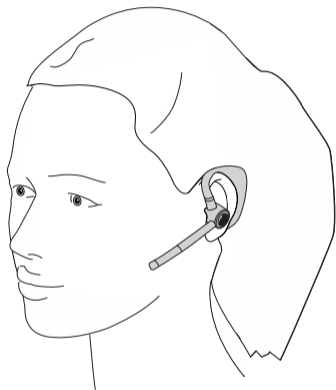
ENGLISH



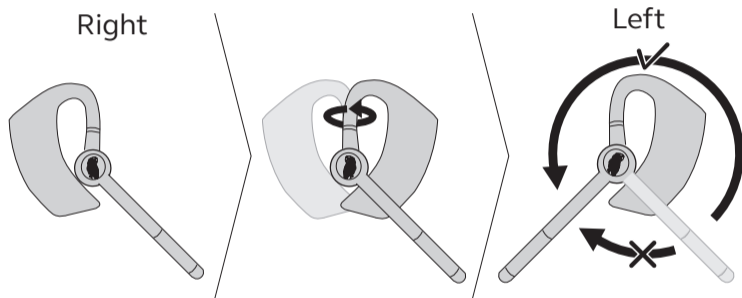
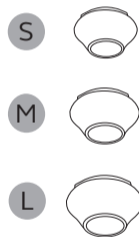
Charging port

*The Parrott button™ is customizable using the BlueParrott app.

How to wear



EarGels



It is important to wear the headset with the correct EarGel size for your ear to ensure the best audio experience. The medium EarGel will fit most people. However, if you cannot get a good seal, try a different EarGel size.

The M300-XT can be worn on the right or left ear. To wear the headset on the other ear, rotate the microphone horizontally around to the other side. Then swivel the microphone up and over to the other side to point towards your mouth.

© 2021 GN Audio A/S. All rights reserved. BlueParrott® is a trademark of GN Audio A/S. The Bluetooth® word mark and logos are registered trademarks owned by the Bluetooth SIG, Inc. and any use of such marks by GN Audio A/S is under license.

MADE IN CHINA
MODEL: OTE970

FCC ID: BCE-OTE970
IC: 2386C-OTE970

Complies with
IMDA Standards
DA102350

