



Inter**Lab**[®]
Photo Report on
Test Setups

Report Reference: MDE_GNNET_1506_FCCa_Photo_Setups

FCC ID: BCE-OTE25
IC: 2386C-OTE25




Photo 1: Test setup for radiated measurements
(Enclosure, below 30 MHz, intentional radiator §15)




Photo 2: Test setup for radiated measurements (Enclosure, fully-anechoic chamber,
1-18 GHz, intentional radiator §15 / 30 MHz – 10/20 GHz)




Photo 3: Test setup for radiated measurements (Enclosure, fully-anechoic chamber, 18-25 GHz, intentional radiator § 15)



Photo 4: Test setup for radiated measurements (Semi Anechoic Chamber, EUT supplied by computer, 30 – 1000 MHz, intentional & unintentional radiator §15)