

## NEED HELP?

Contact us at [Jabra.com/contact](https://www.jabra.com/contact)

The logo features the word "Jabra" in a bold, sans-serif font, followed by "GN" in a smaller font. Below the text is a horizontal line of small, evenly spaced dots.

**Jabra** GN

# GET STARTED

ELITE 10

**REGISTER YOUR 2-YEAR WARRANTY**

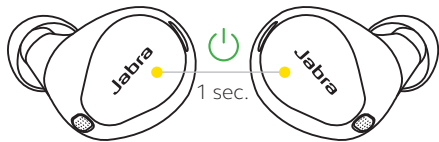
with the Jabra Sound+ app

ENGLISH.....	1
PORTUGUÊS (BRASIL).....	7
ESPAÑOL (MÉXICO).....	13
РУССКИЙ.....	19
简体中文 .....	25
한국어.....	31



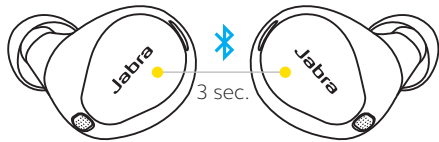
[Jabra.com/manuals](https://Jabra.com/manuals)

# HOW TO POWER ON



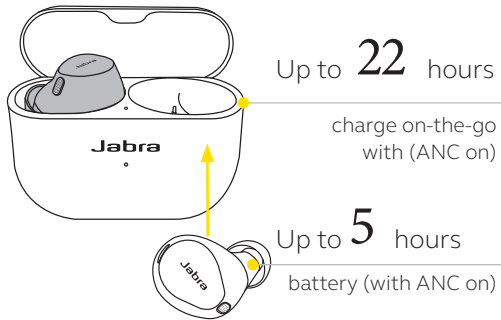
1. Power on the earbuds by removing them from the charging case. Alternatively, press the Left and Right buttons to power the earbuds on.

# HOW TO PAIR

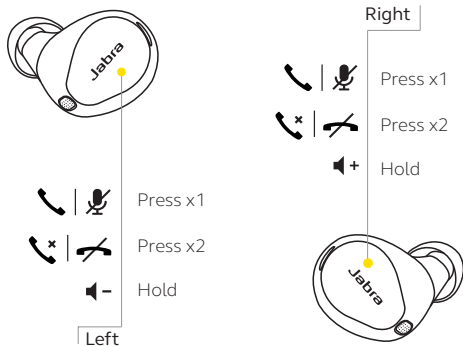


2. Wear the earbuds, press and hold (3 sec) the Left and Right buttons simultaneously. Follow the voice-guided pairing instructions to pair to your mobile device.

# HOW TO CHARGE



# HOW TO USE - CALLS



# HOW TO USE - MUSIC



Press x1



Press x2



Hold

Left

Right



Press x1



Press x2



Press x3



Hold



© 2023 GN Audio A/S. All rights reserved. Jabra® is a trademark of GN Audio A/S. The Bluetooth® word mark and logos are registered trademarks owned by the Bluetooth SIG, Inc. and any use of such marks by GN Audio A/S is under license.

---

MADE IN CHINA  
MODEL: OTE180L,OTE180R  
CPB180

---

