



EUROFINS ETS PRODUCT SERVICE GMBH

TEST - REPORT

FCC RULES PART 15 / SUBPART B

Test report no.:

G0M20805-1797-E-18



Certificate #1983.01



Eurofins ETS Product Service GmbH
Storkower Str. 38c, 15526 Reichenwalde,
Germany

Phone +49-33631-888 0
Fax +49-33631-888 660

TABLE OF CONTENTS

1	General Information	2
1.1	Notes	2
1.2	Operator	4
1.3	Testing laboratory	5
1.3.1	Location	5
1.3.2	Details of accreditation status	5
1.3.3	Test location, where different	5
1.4	Details of applicant	6
1.5	Application details	6
1.6	Test item	6
1.6.1	Description of test item	6
1.6.2	Manufacturer (if different from applicant in point 1.4)	7
1.6.3	Frequency behavior	7
1.7	Test standards	7
2	Technical test	8
2.1	Summary of test results	8
2.2	Test environment	8
2.3	Test results	9
2.4	Test equipment utilized	10
2.4.1	Conducted Emission	11
2.4.2	Spurious Emission	12
2.5	Test protocols	14
3	Normative references	16
	Annex A : Pictures	10 pages
	Annex B : Diagrams conducted emissions	6 pages
	Annex C : Diagrams radiated emissions	13 pages

1 General Information

1.1 Notes

The purpose of conformity testing is to increase the probability of adherence to the essential requirements or conformity specifications, as appropriate.

The tests were carried out and passed in accordance to the standards:

FCC part 15 : **September 2007**

The complexity of the technical specifications, however, means that full and thorough testing is impractical for both technical and economic reasons.

Furthermore, there is no guarantee that a test sample which has passed all the relevant tests conforms to a specification (only telecommunication products).

Neither is there any guarantee that such a test sample will interwork with other genuinely open systems.

The existence of the tests nevertheless provides the confidence that the test sample possesses the qualities as maintained and that its performance generally conforms to representative cases of communications equipment.

The test results of this test report relate exclusively to the item tested as specified in 1.6.

The test report may only be reproduced or published in full.

Reproduction or publication of extracts from the report requires the prior written approval of the Eurofins ETS Product Service GmbH.

Important Notes:

Proper labeling is required for each device. Devices shall be labeled in accordance with labeling requirements pursuant to section 15.19 and section 2.1074 of the FCC rules.

Devices subject to a Declaration of Conformity shall be uniquely identified by the responsible party. This identification shall not be of a format which could be confused with the FCC Identifier required on certified, notified type accepted or type approved equipment.

The responsible party shall maintain adequate identification records to facilitate positive identification for each device.

The user manual or instruction manual shall included also a warning statement that changes or modifications not expressly approved by the party responsible for compliance could void the user's authority to operate the equipment.

Reference Section 15.21

Furthermore information to the user regarding to the interference potential of the device and about simple measures that can be taken to correct interference is required.

Reference Section 15.105

The responsible party must warrant that each unit of equipment marketed under a Declaration of Conformity is identical to the unit tested and found acceptable with the standards and that the records maintained by the responsible party continue to reflect the equipment being produced under the Declaration of Conformity within the variation that can be expected due to quantity production and testing on a statistical basis.

1.2 Operator:

01.08.2008

J. Marquardt



Date

Eurofins ETS-Lab.

Name

Signature

Technical responsibility for area of testing:

01.08.2008

K. Damm



Date

Eurofins ETS

Name

Signature

1.3 Testing laboratory

1.3.1 Location

EUROFINS ETS PRODUCT SERVICE GMBH
STORKOWER STR. 38c
D- 15526 REICHENWALDE B. BERLIN
GERMANY
Telephone: + 49 33631 888-00
Telefax: + 49 33631 888-660

1.3.2 Details of accreditation status

DAR ACCREDITED TESTING LABORATORY
DAR-REGISTRATION NUMBER: DAT-P-268/08

RECOGNIZED NOTIFIED BODY EMC
REGISTRATION NUMBER: BNetzA-bS EMV-07/61

RECOGNIZED NOTIFIED BODY R&TTE
REGISTRATION NUMBER: BNetzA-bS-02/51-53

FCC FILED TEST LABORATORY
REG.-No. 96970

A2LA ACCREDITED TESTING LABORATORY
CERTIFICATE NO. 1983.01

BLUETOOTH QUALIFICATION TEST FACILITY (BQTF)
ACCREDITED BY BLUETOOTH QUALIFICATION REVIEW BOARD

INDUSTRY CANADA FILED TEST LABORATORY
REG. No. IC 3470A

1.3.3 Test location, where different

Name	: ./.
Street	: ./.
Town	: ./.
Country	: ./.
Telephone	: ./.
Fax	: ./.

1.4 Details of applicant

Name : GN Netcom A/S
Street : Lautrupvang 18-24
Town : DK-2750 Ballerup
Country : DENMARK
Telephone : +45 45 759186
Fax :

Contact : Mr Tom Ringtved
Telephone : +45 45 759186

1.5 Application details

Date of receipt of application : 30.06.2008
Date of receipt of test item : 30.06.2008
Date of test : 01.07.2008 – 18.07.2008

1.6 Test item

1.6.1 Description of test item

Type of product : Bluetooth headset
Type identification : Jabra BT530
Serial number : without
Photos : Please find in Annex A.
Power supply : 120V AC/DC adaptor
Additional information : The tests were carried out for three several AC/DC adaptors as following:
ACW003B-05T
8040024
SSA-5W-05

1.6.2 Manufacturer (if different from applicant in point 1.4)

Name : GN Netcom A/S
Street : Alfred Nobelsvej 21 B
Town : DK-9220 Aalborg
Country : DENMARK

Contact : Mr Tom Ringved
Phone : +45 45 759186

1.6.3 Frequency behavior

Highest clock Frequency	< 200 MHz
-------------------------	-----------

1.7 Test standards

FCC part 15 : September 2007

2 Technical test

2.1 Summary of test results

No deviations from the technical specification(s) were ascertained in the course of the tests performed.

or

The deviations as specified in 2.4 were ascertained in the course of the tests performed.

2.2 Test environment

Temperature : 22 °C
Relative humidity content : 43 %
Air pressure : 1007 hPa
Details of power supply : 120 V AC/DC adaptor
Other parameters : ./.

2.3 Test results

 1st test

 test after modification

 production test

Test Emission / Immunity			Done	Test passed	Test failed
Emission	Conducted Emission	FCC part 15.107	<input checked="" type="checkbox"/>	<input checked="" type="checkbox"/>	<input type="checkbox"/>
Emission	Radiated Emission	FCC part 15.109	<input checked="" type="checkbox"/>	<input checked="" type="checkbox"/>	<input type="checkbox"/>

2.4 Test equipment utilized

No.	Test Equipmen	Type	Manufacturer
ETS 0001	ESD Gun	SESD 30000	Schlöder
ETS 0008	Antenna	Loop antenna	Siemens
ETS 0012	Biconical Antenna	HK 116	R & S
ETS 0013	LPD Antenna	HL 223	R & S
ETS 0014	Log Periodical Antenna	HL 025	R & S
ETS 0038	RF amplifier	150L	Amplifier Research
ETS 0032	Controller	HD 050	Heinrich Deisel
ETS 0039	Absorbing clamp	MDS 21	R & S
ETS 0040	Artificial Mains Network	ESH3-Z5	R & S
ETS 0041	T-Artificial Mains Network	ESH3-Z4	R & S
ETS 0042	Artificial Mains	ESH3-Z6	R & S
ETS 0045	Vehicle LISN	NNBM 8126D	Schwarzbeck
ETS 0052	Audio analyzer	UPA 4	R & S
ETS 0056	Ultra Compact Simulator	UCS 500 M4	EM Test
ETS 0057	Motor Variac	MV 2616	EM Test
ETS 0058	Capacitive coupling clamp	E 502 B	Keytek/ EMC
ETS 0059	Kikusui amplifier	PCR 2000L	Keytek/ EMC
ETS 0064	CDN IEC 61000-4-6		Keytek/ EMC
ETS 0066	EM Injection Clamp		FCC/ EMC
ETS 0076	Feeding bridge A	SBA 1000	ESP
ETS 0082	PC system		Esotronic
ETS 0085	Shielded room	SR 1	Frankonia
ETS 0086	Semi-Anechoic chamber	AC 1	Frankonia
ETS 0088	Color TV pattern Generator	PM 5518-TX VPS	Philips
ETS 0092	Power Amplifier	150W1000	AR Amplifier Research
ETS 0102	CDN	M3-801/6	MEB
ETS 0103	Magnetic field test set	MF1000	EMC-Partner
ETS 0148	RF Current Probe	F-65	FCC
ETS 0155	Signal Generator	SMG	R & S
ETS 0157	TV and Sat-Signalgenerator	VTG 700	Grundig
ETS 0161	Harmonic / Flicker Analyzer	HFA 3000	Schlöder
ETS 0178	Open area test side	10m	ETS
ETS 0233	Direction coupler	RK 100	MEB
ETS 0276	Audio Analyzer	UPL 16	R & S
ETS 0282	RF bridge 75 Ohm	86207 A	HP
ETS 0287	EMI Test receiver	ESHS10	R & S
ETS 0288	Artificial mains	ESH2-Z5	R & S
ETS 0292	RF Generator	SMHU	R & S
ETS 0348	RF Millivolt meter	URV 55	R & S
ETS 0300	RF amplifier	75 A 250	Ar
ETS 0348	RF Millivolt meter	URV 55	R & S
ETS 0401	MPEG2 Generator	DVG	R & S
ETS 0402	TV Messenger	SFQ	R & S
ETS 0409	Stripline	DC220	Schwarzbeck
ETS 0428	4-WIRE ISN with B1	ENY41	R & S
ETS 0448	RF Power Amplifier	AR 60S1G3	AR Amplifier Research
ETS 0472	Antenna	BTA-H	Frankonia
ETS 0474	EMI Test Receiver	ESCS 30	R&S
ETS 0485	Radio Communication Tester	CMU 200	R&S

2.4.1 Conducted Emission

2.4.1.1 Test Equipment

- ETS 0040
- ETS 0085
- ETS 0474
- ETS 0085
- Software: ES-K1, Vers. 1.6SP2

2.4.1.2 Test Procedures

- Test configuration

The test configuration is contained inside of a shielded chamber and corresponds to the standard ANSI C.63.4: 2003. The equipment under test is placed in the facility on a wooden table 0.8m high. The equipment under test is connected with the artificial mains network (AMN) in a distance of 0,8m and also 0,8m from other subassembly and metallic area. The measurement receiver is placed in a special room adjacent to the chamber. The observation of the equipment under test is realized by 3 video cameras and by a microphone.

- Test parameters and marginal conditions

The tests are carried out with nominal impedance by $50 \Omega / 50 \mu\text{H}$ of the AMN in a frequency range 150 kHz to 30 MHz. This measurement was transacted first with instrumentation using an average and peak detector and a 10 kHz bandwidth. If the peak detector achieves a calculated level, the measurement is repeated by an instrumentation using a quasi-peak detector, Further information please find in test report.

2.4.2 Spurious Emission

2.4.2.1 Test Equipment

- ETS 0012
- ETS 0013
- ETS 0086
- ETS 0474
- Software: ES-K1, Vers. 1.6SP2

2.4.2.2 Test Procedures

- Test configuration

The test configuration corresponds to the standard ANSI C 63.4: 2003. The equipment under test is placed on a non metallic table with 0,8 m height. The power supply and the RF connection points are close to the equipment under test at the floor inside a connection box. The cables to this connection box are shielded and below the double floor. The receiving antenna is placed in a height at 1,0 to 4,0 m, in a distance of 10 m. The measurement receiver is placed in a special room. The observation of the equipment under test is realized by 3 video cameras and by a microphone.

- Test parameters and marginal conditions

The test are carried out with horizontal and vertical polarization of the antenna in a frequency range of 30 MHz to 5 000 MHz. Further information please find in the test protocol.

Conducted Emission

Emission

Standard : FCC part 15.107
Reg.-no. : G0M20805-1797-E-18
Device : Jabra BT530
Date : 31.07.2008
Class : B

Frequency Range	Limit dB μ V		Passed	Failed	Number of rechecks
	Quasi-peak	Average			
150 kHz - 500 kHz AC	66 to 56 [*]	56 to 46 [*]	<input checked="" type="checkbox"/>	<input type="checkbox"/>	0
500 kHz - 5 MHz AC	56	46	<input checked="" type="checkbox"/>	<input type="checkbox"/>	0
5 MHz - 30 MHz AC	60	50	<input checked="" type="checkbox"/>	<input type="checkbox"/>	0

* Decreases with logarithm of the frequency

Uncertainty: $U_{lab(cond)} = 2,26$ dB.

Comment: See measurement diagrams in Annex B.

2.5 Test protocols

Radio Noise Field Strength Emission

Standard : FCC part 15.109
Reg.-no. : G0M20805-1797-E-18
Device : JABRA BT530
Date : 31.07.2008
Class : B

Frequency Range Polarization	Limit $\mu\text{V/m}$	Passed	Failed	Number of rechecks
30 MHz - 88 MHz	90	<input checked="" type="checkbox"/>	<input type="checkbox"/>	0
88 MHz - 216 MHz	150	<input checked="" type="checkbox"/>	<input type="checkbox"/>	0
216 MHz - 960 MHz	210	<input checked="" type="checkbox"/>	<input type="checkbox"/>	0
960 MHz - 5000 MHz	300	<input checked="" type="checkbox"/>	<input type="checkbox"/>	0

Uncertainty: $U_{\text{lab(rad)}} = 4,00 \text{ dB}$

Comment: Above 1 GHz no relevant disturbances .See measurement diagrams in Annex C.

2.6 Equipment Modification

No modifications were installed by Eurofins ETS Product Service GmbH.

3 Normative references

- /1/ FCC part 15: September 2007
Radio Frequency Devices

- /2/ CISPR 22: 2006
Limits and Methods of Measurement of Radio Interference Characteristics of
Information Technology Equipment

- /3/ ANSI C 63.4: 2003
American National Standard for Methods of Measurement of Radio-Noise Emission
from Low-Voltage Electrical and Electronic Equipment in the Range of 9 kHz to 40
GHz

Annex B

Measurement diagrams

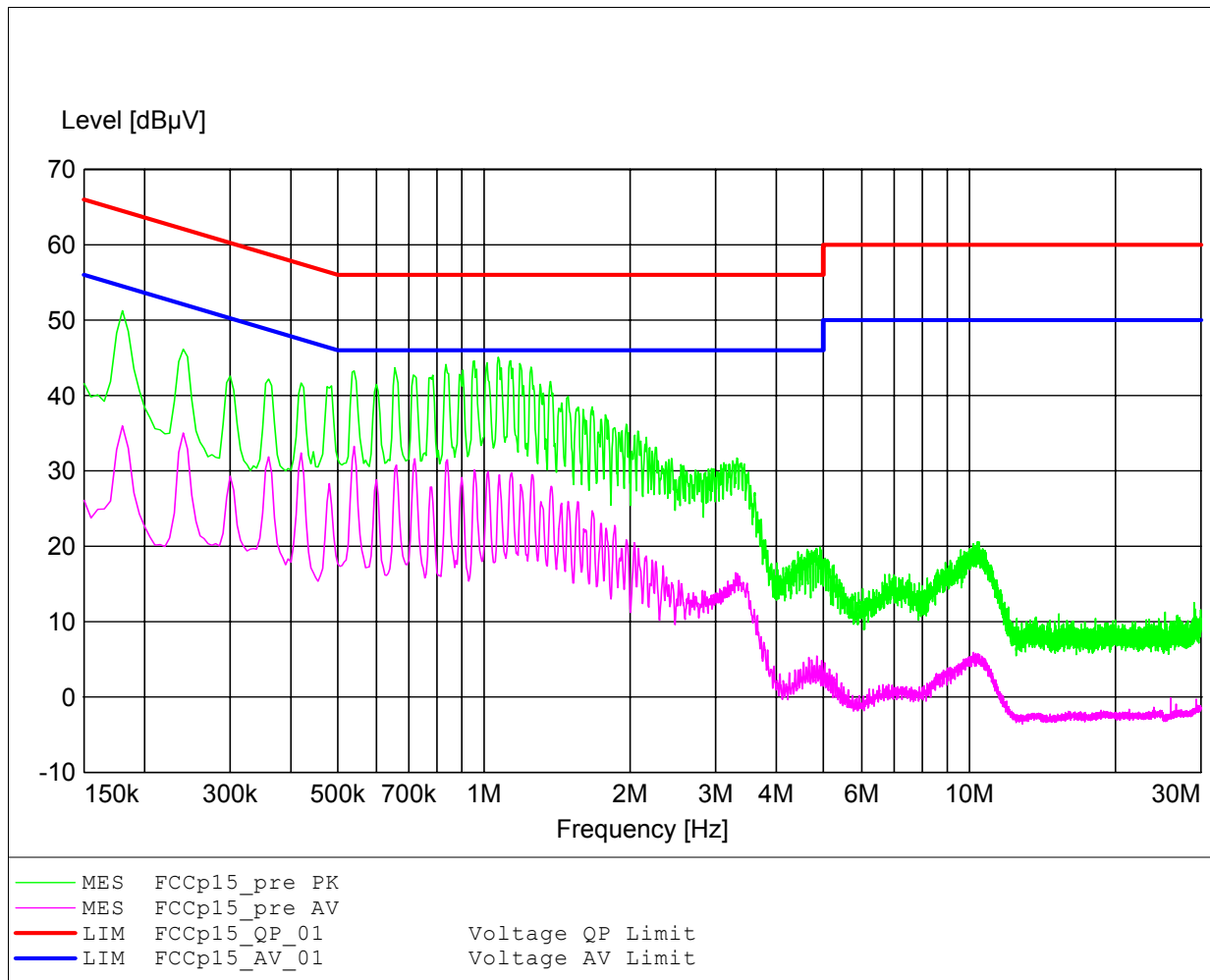
Conducted emissions for Bluetooth headset with three several chargers, tested in charging mode:

Adaptor	ACW003B-05T
Adaptor	8040024
Adaptor	SSA-5W-05

EMI voltage test in the ac-mains according to FCC part 15

Order NO.: GOM20805-1797

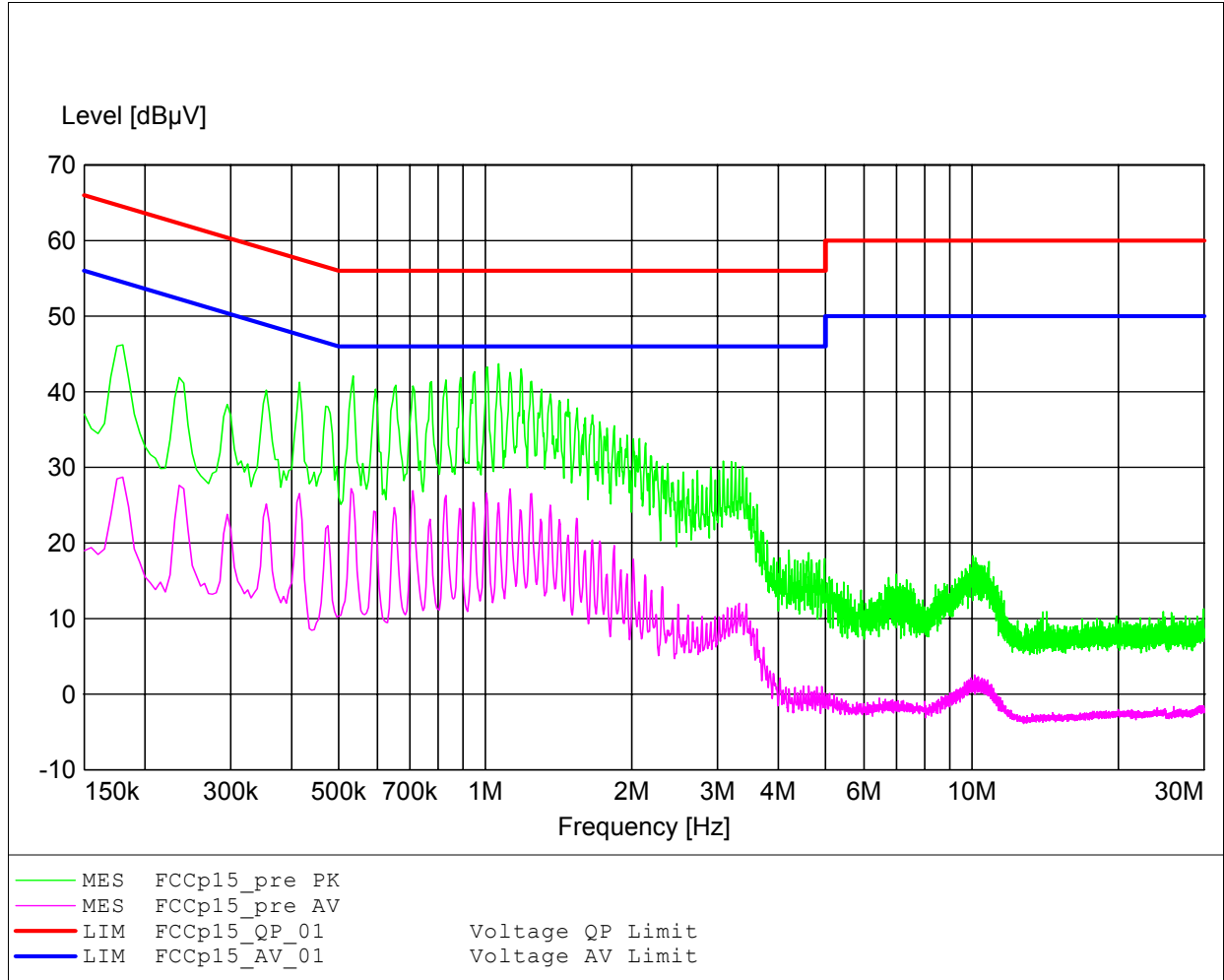
Approval Holder: GN Netcom A/S
EUT: Bluetooth headset
Model: Jabra BT530
Test Site / Operator: Eurofins ETS Production Service GmbH / Mr. Marquardt
Test Conditions: Unom: 120 V/AC (AC/DC adaptor), Tnom: 23°C
Test Specification: V-Network: ESH2-Z5 (L1)
Comment 1: mode: charging
Comment 2: adaptor: ACW003B-05T



EMI voltage test in the ac-mains according to FCC part 15

Order NO.: GOM20805-1797

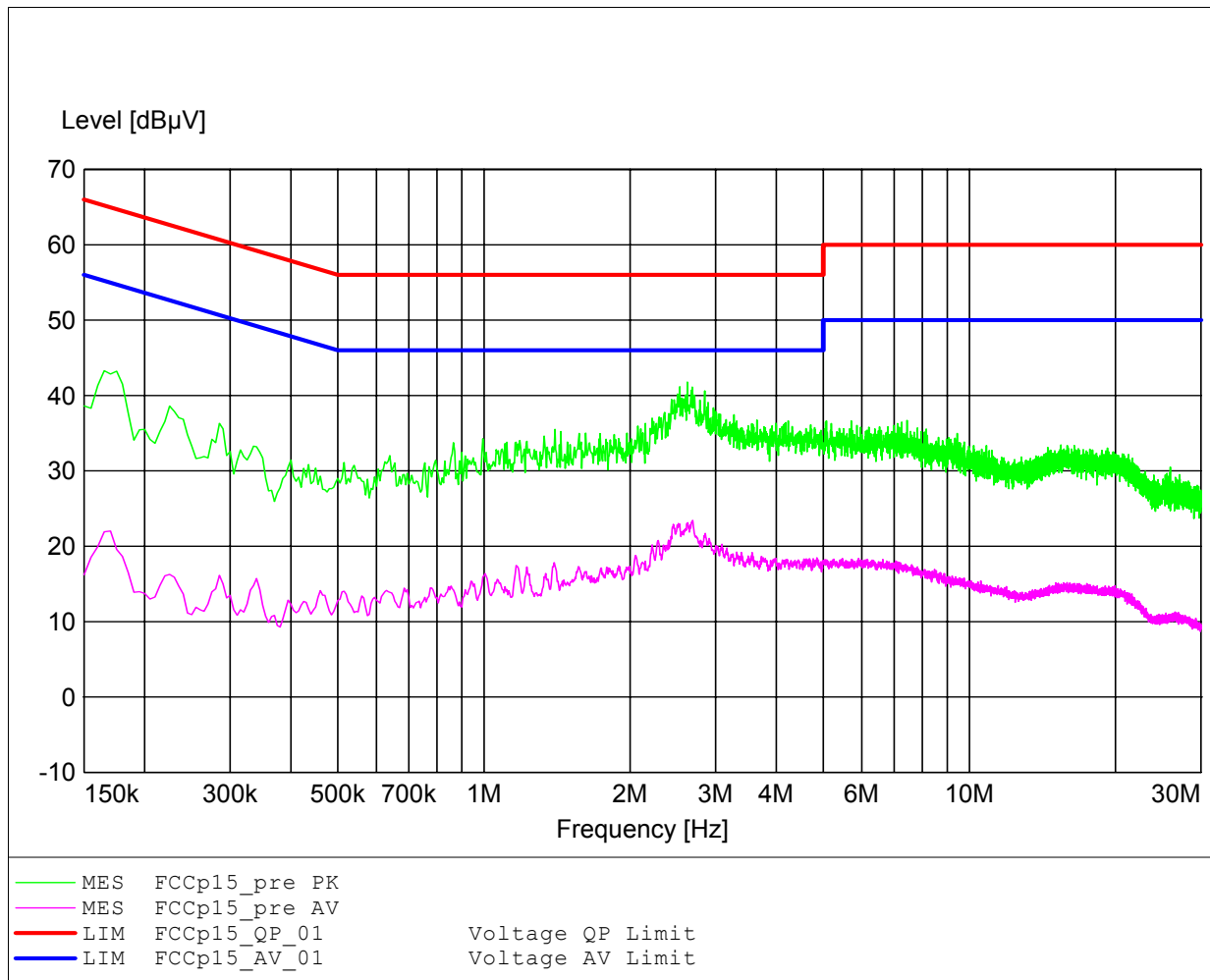
Approval Holder: GN Netcom A/S
EUT: Bluetooth headset
Model: Jabra BT530
Test Site / Operator: Eurofins ETS Production Service GmbH / Mr. Marquardt
Test Conditions: Unom: 120 V/AC (AC/DC adaptor), Tnom: 23°C
Test Specification: V-Network: ESH2-Z5 (N)
Comment 1: mode: charging
Comment 2: adaptor: ACW003B-05T



EMI voltage test in the ac-mains according to FCC part 15

Order NO.: GOM20805-1797

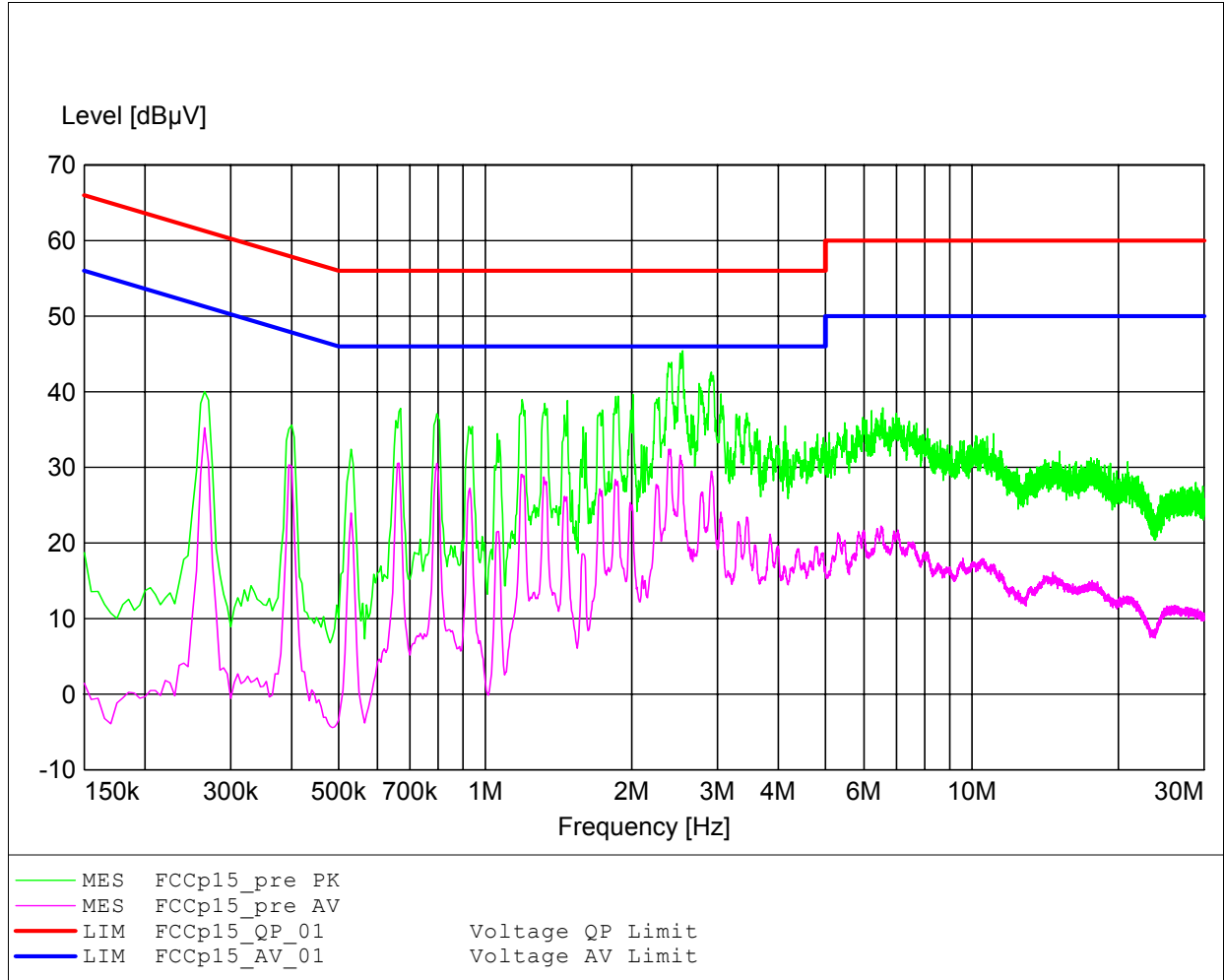
Approval Holder: GN Netcom A/S
 EUT: Bluetooth headset
 Model: Jabra BT530
 Test Site / Operator: Eurofins ETS Production Service GmbH / Mr. Marquardt
 Test Conditions: Unom: 120 V/AC (AC/DC adaptor), Tnom: 23°C
 Test Specification: V-Network: ESH2-Z5 (L1)
 Comment 1: mode: charging
 Comment 2: adaptor: 8040024



EMI voltage test in the ac-mains according to FCC part 15

Order NO.: GOM20805-1797

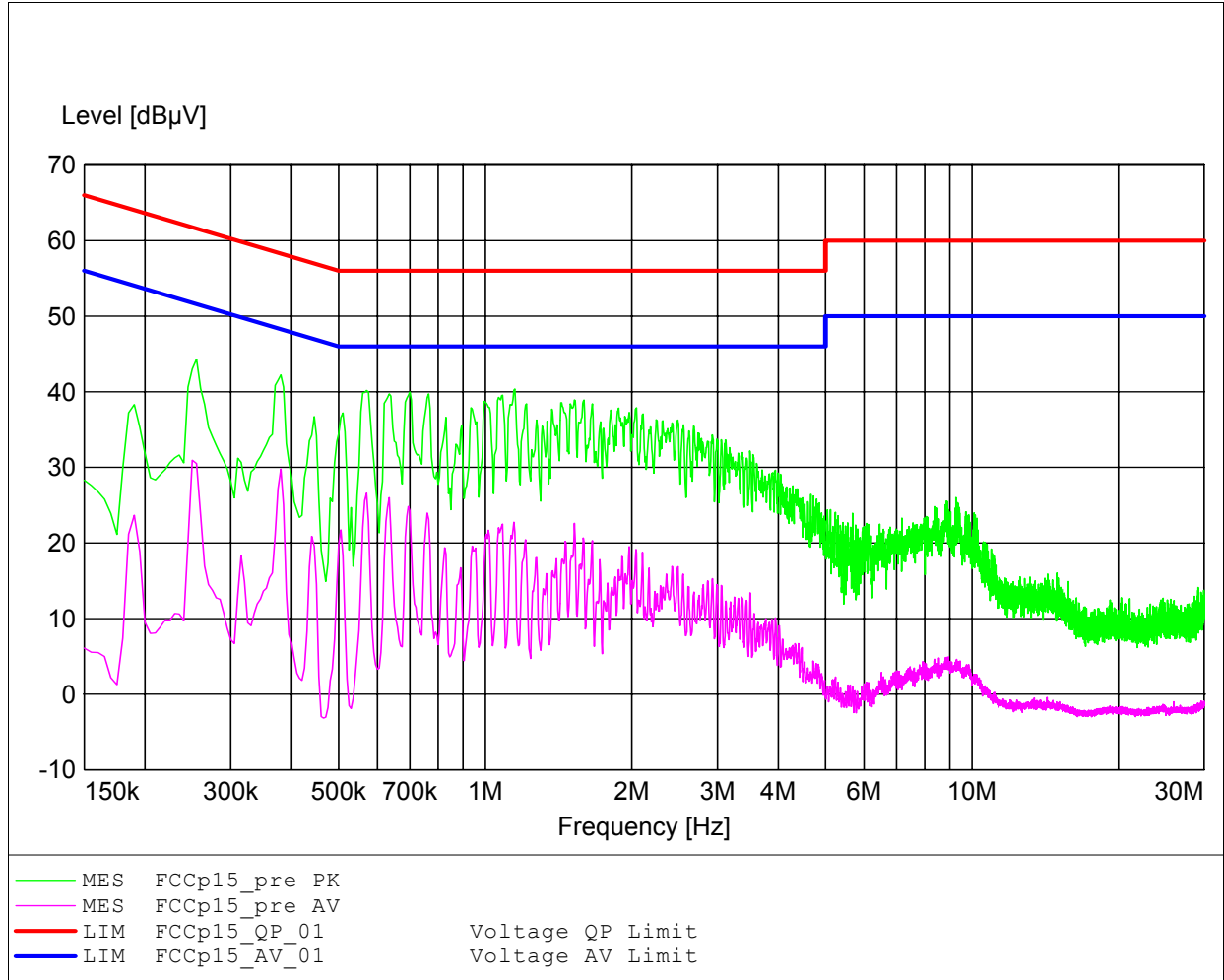
Approval Holder: GN Netcom A/S
EUT: Bluetooth headset
Model: Jabra BT530
Test Site / Operator: Eurofins ETS Production Service GmbH / Mr. Marquardt
Test Conditions: Unom: 120 V/AC (AC/DC adaptor), Tnom: 23°C
Test Specification: V-Network: ESH2-Z5 (N)
Comment 1: mode: charging
Comment 2: adaptor: 8040024



EMI voltage test in the ac-mains according to FCC part 15

Order NO.: GOM20805-1797

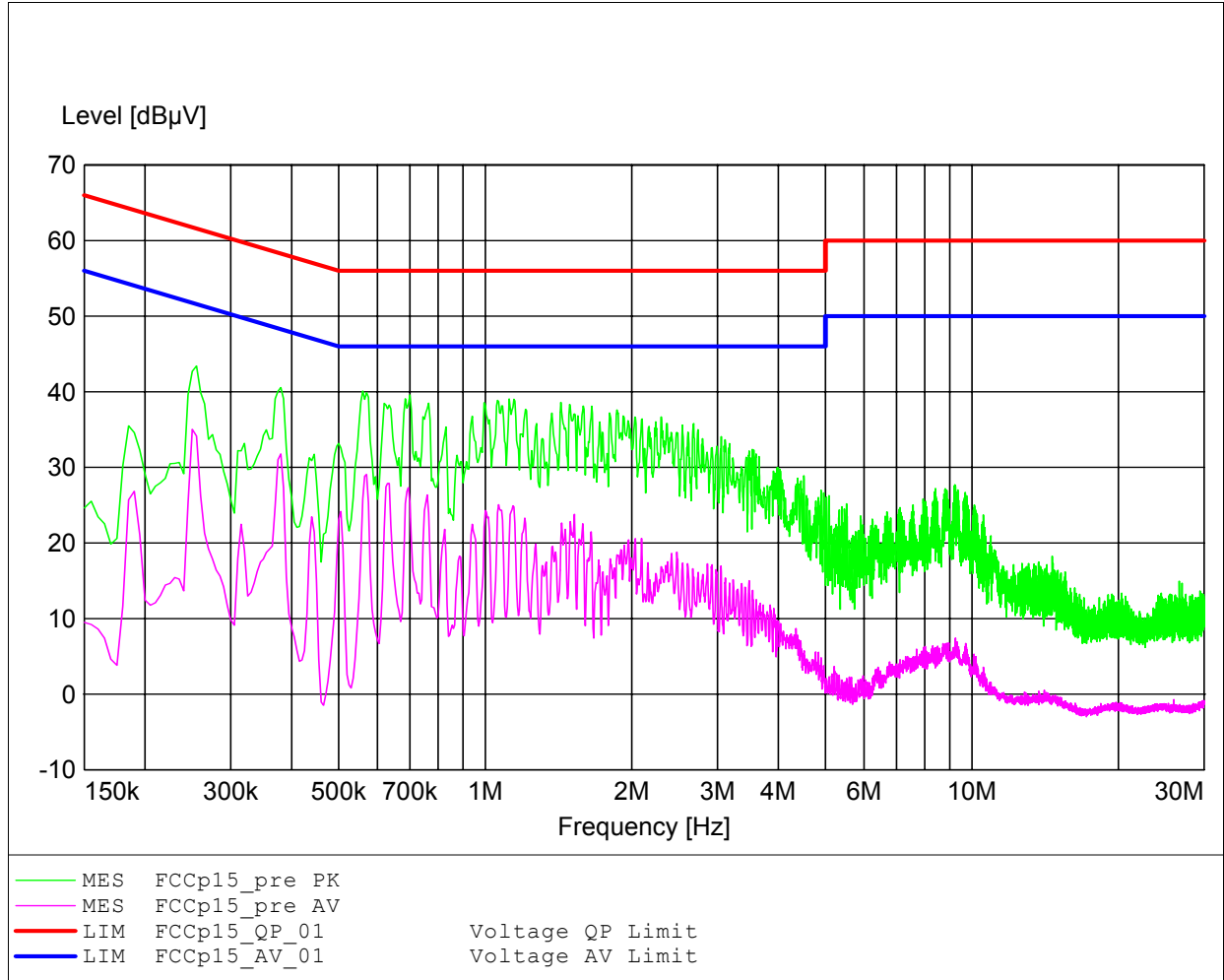
Approval Holder: GN Netcom A/S
EUT: Bluetooth headset
Model: Jabra BT530
Test Site / Operator: Eurofins ETS Production Service GmbH / Mr. Marquardt
Test Conditions: Unom: 120 V/AC (AC/DC adaptor), Tnom: 23°C
Test Specification: V-Network: ESH2-Z5 (L1)
Comment 1: mode: charging
Comment 2: adaptor: SSA-5W-05



EMI voltage test in the ac-mains according to FCC part 15

Order NO.: GOM20805-1797

Approval Holder: GN Netcom A/S
EUT: Bluetooth headset
Model: Jabra BT530
Test Site / Operator: Eurofins ETS Production Service GmbH / Mr. Marquardt
Test Conditions: Unom: 120 V/AC (AC/DC adaptor), Tnom: 23°C
Test Specification: V-Network: ESH2-Z5 (N)
Comment 1: mode: charging
Comment 2: adaptor: SSA-5W-05



Annex C

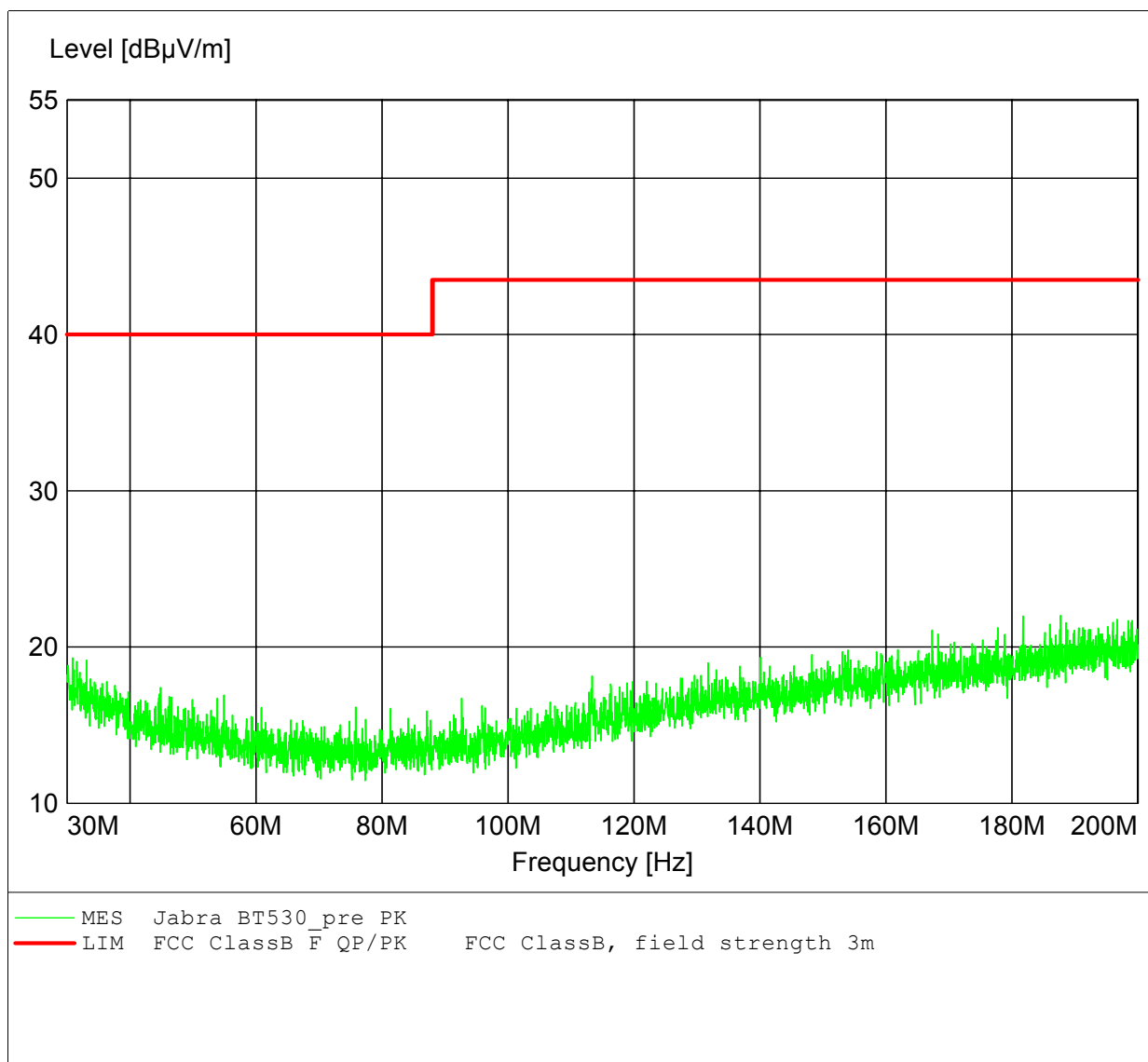
Measurement diagrams

Radiated emissions for Bluetooth headset with three several chargers, tested in charging mode:

Adaptor	ACW003B-05T
Adaptor	8040024
Adaptor	SSA-5W-05

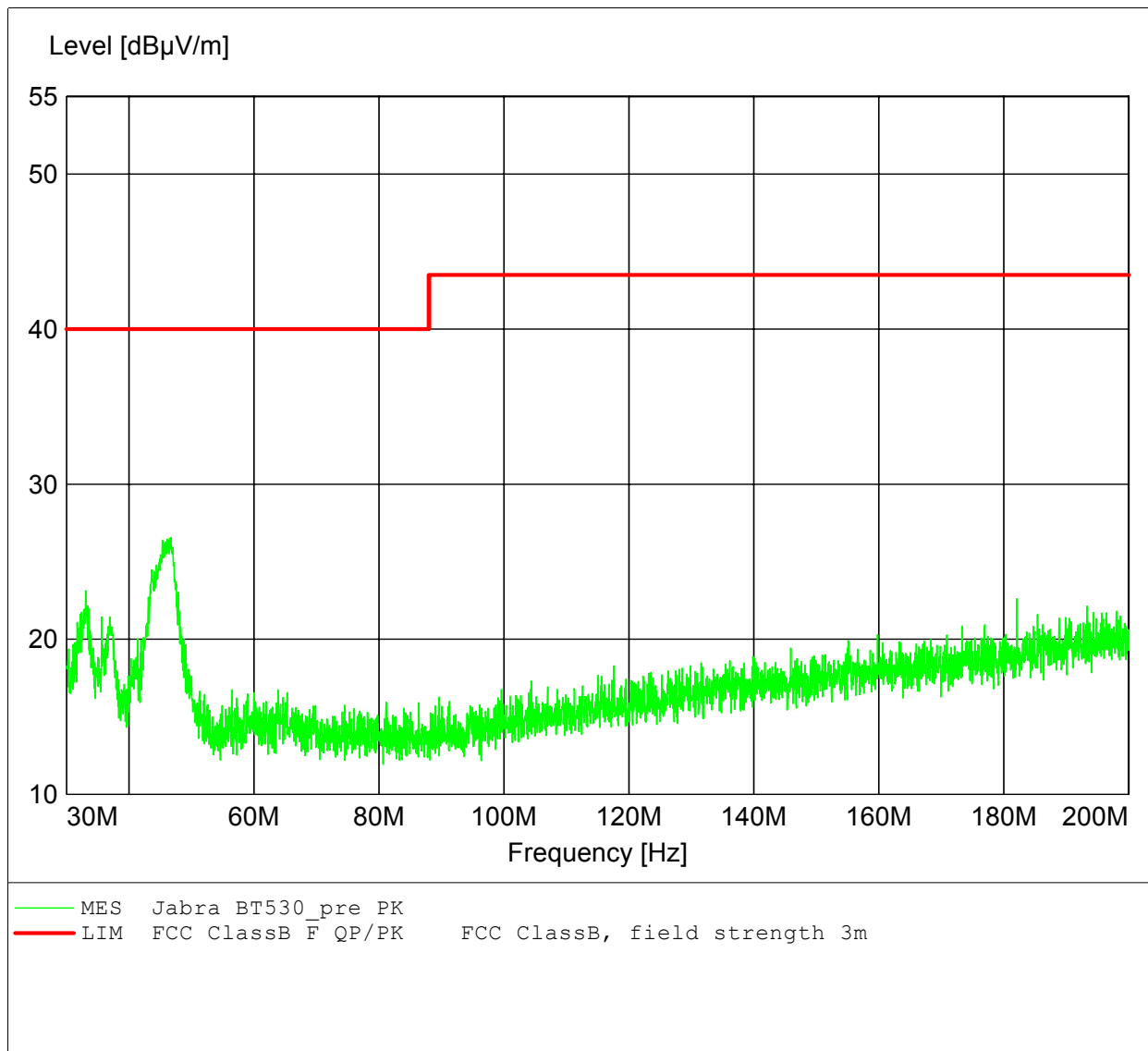
**Spurious emission under normal conditions according
to FCC part 15**

Approval Holder: GN Netcom A/S
EUT: Bluetooth headset
Model: Jabra BT530
Test Site / Operator: Eurofins ETS Product Service GmbH / Mr. Pflug
Test Conditions: Tnom: 23°C, Unom: 120 VAC (AC/DC adaptor)
Test Specification: Ant: HK 116, horizontal
Comment 1: mode: charging
Comment 2: adaptor: ACW003B-05T



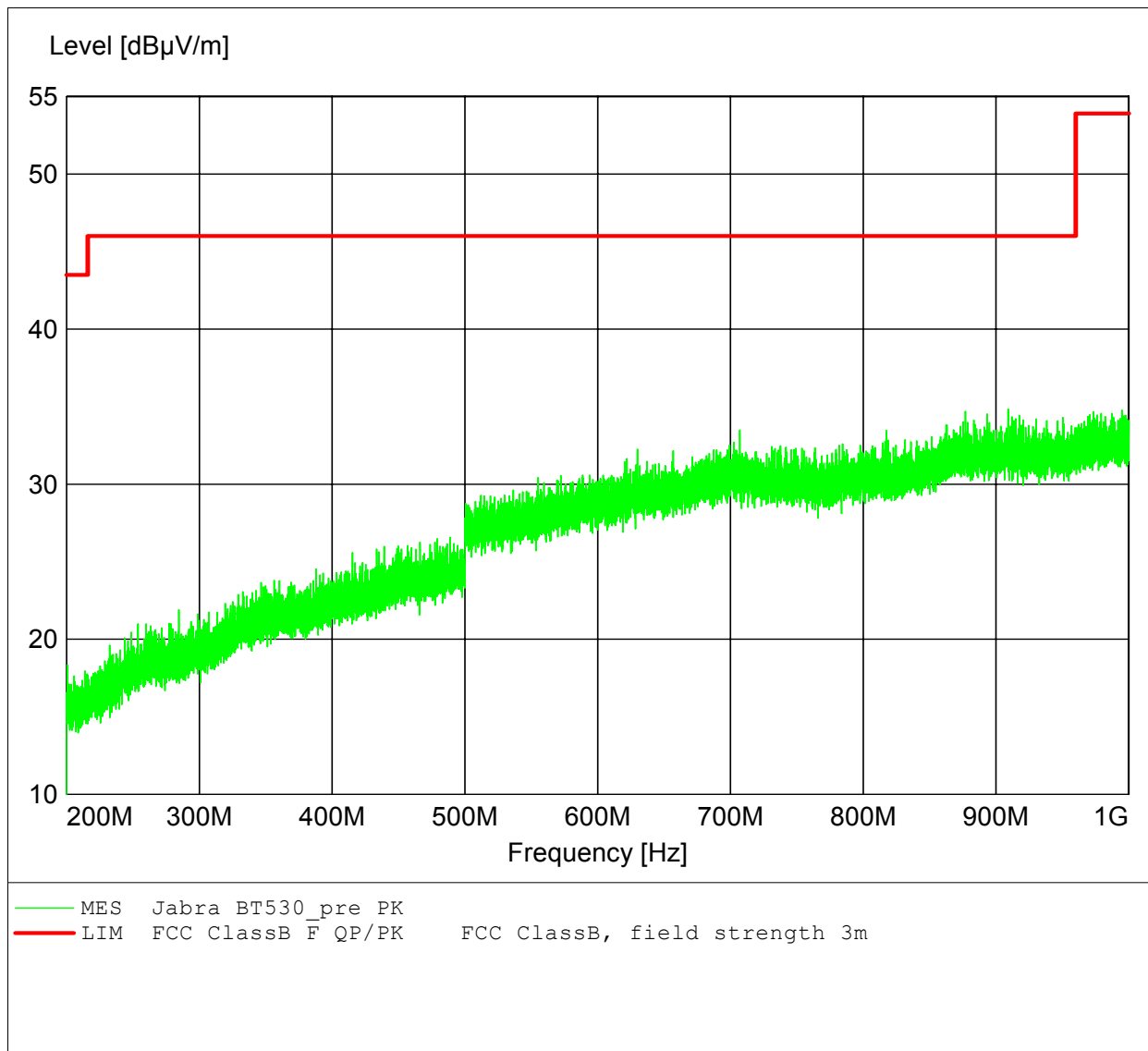
**Spurious emission under normal conditions according
to FCC part 15**

Approval Holder: GN Netcom A/S
EUT: Bluetooth headset
Model: Jabra BT530
Test Site / Operator: Eurofins ETS Product Service GmbH / Mr. Pflug
Test Conditions: Tnom: 23°C, Unom: 120 VAC (AC/DC adaptor)
Test Specification: Ant: HK 116, vertical
Comment 1: mode: charging
Comment 2: adaptor: ACW003B-05T



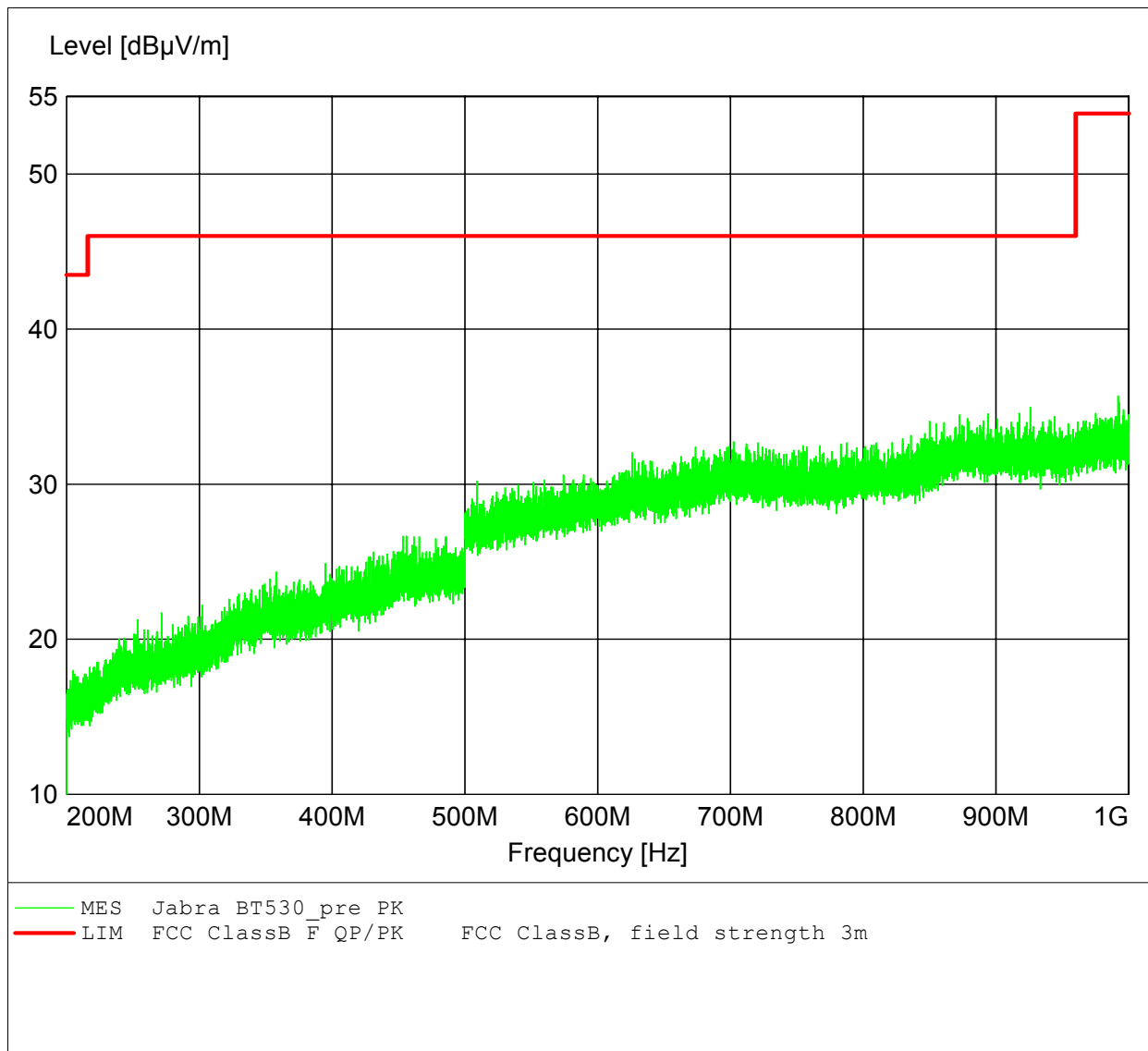
**Spurious emission under normal conditions according
to FCC part 15**

Approval Holder: GN Netcom A/S
EUT: Bluetooth headset
Model: Jabra BT530
Test Site / Operator: Eurofins ETS Product Service GmbH / Mr. Pflug
Test Conditions: Tnom: 23°C, Unom: 120 VAC (AC/DC adaptor)
Test Specification: Ant: HL 223, horizontal
Comment 1: mode: charging
Comment 2: adaptor: ACW003B-05T



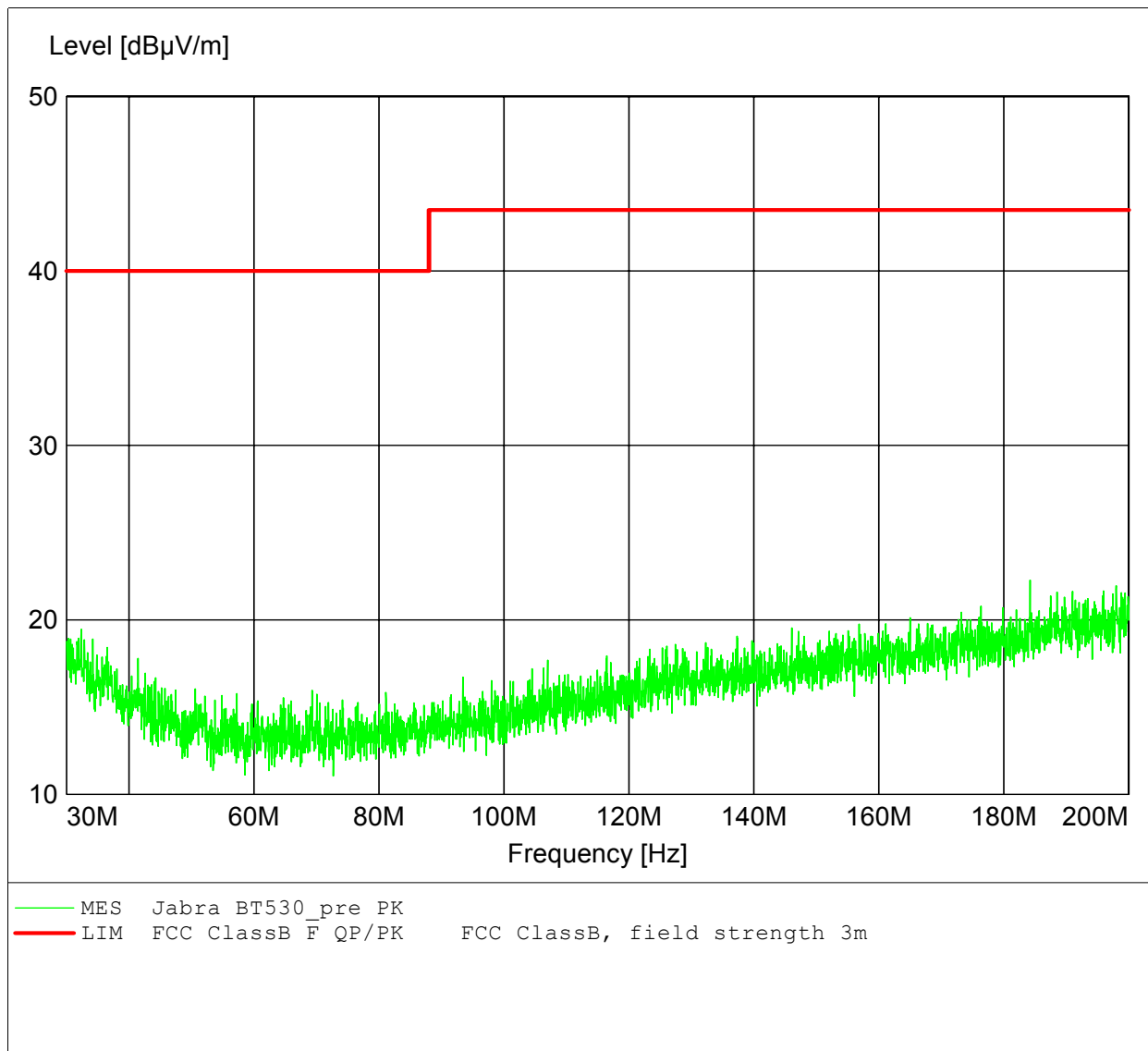
**Spurious emission under normal conditions according
to FCC part 15**

Approval Holder: GN Netcom A/S
EUT: Bluetooth headset
Model: Jabra BT530
Test Site / Operator: Eurofins ETS Product Service GmbH / Mr. Pflug
Test Conditions: Tnom: 23°C, Unom: 120 VAC (AC/DC adaptor)
Test Specification: Ant: HL 223, vertical
Comment 1: mode: charging
Comment 2: adaptor: ACW003B-05T



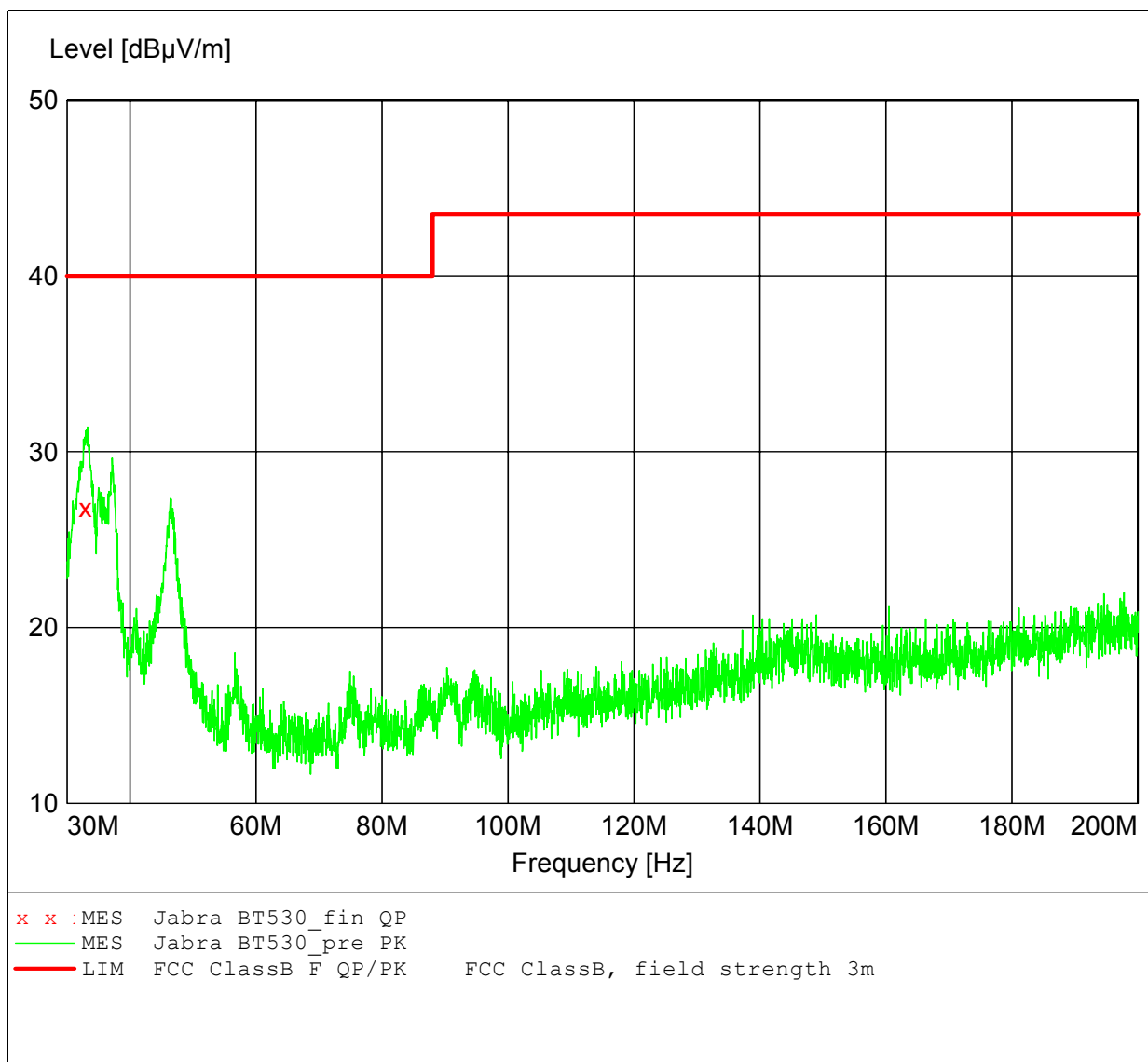
**Spurious emission under normal conditions according
to FCC part 15**

Approval Holder: GN Netcom A/S
EUT: Bluetooth headset
Model: Jabra BT530
Test Site / Operator: Eurofins ETS Product Service GmbH / Mr. Marquardt
Test Conditions: Tnom: 23°C, Unom: 120 VAC (AC/DC adaptor)
Test Specification: Ant: HK 116, horizontal
Comment 1: mode: charging
Comment 2: adaptor: 8040024



**Spurious emission under normal conditions according
to FCC part 15**

Approval Holder: GN Netcom A/S
 EUT: Bluetooth headset
 Model: Jabra BT530
 Test Site / Operator: Eurofins ETS Product Service GmbH / Mr. Marquardt
 Test Conditions: Tnom: 23°C, Unom: 120 VAC (AC/DC adaptor)
 Test Specification: Ant: HK 116, vertical
 Comment 1: mode: charging
 Comment 2: adaptor: 8040024



**Spurious emission under normal conditions according
to FCC part 15**

Approval Holder: GN Netcom A/S
EUT: Bluetooth headset
Model: Jabra BT530
Test Site / Operator: Eurofins ETS Product Service GmbH / Mr. Marquardt
Test Conditions: Tnom: 23°C, Unom: 120 VAC (AC/DC adaptor)
Test Specification: Ant: HK 116, vertical
Comment 1: mode: charging
Comment 2: adaptor: 8040024

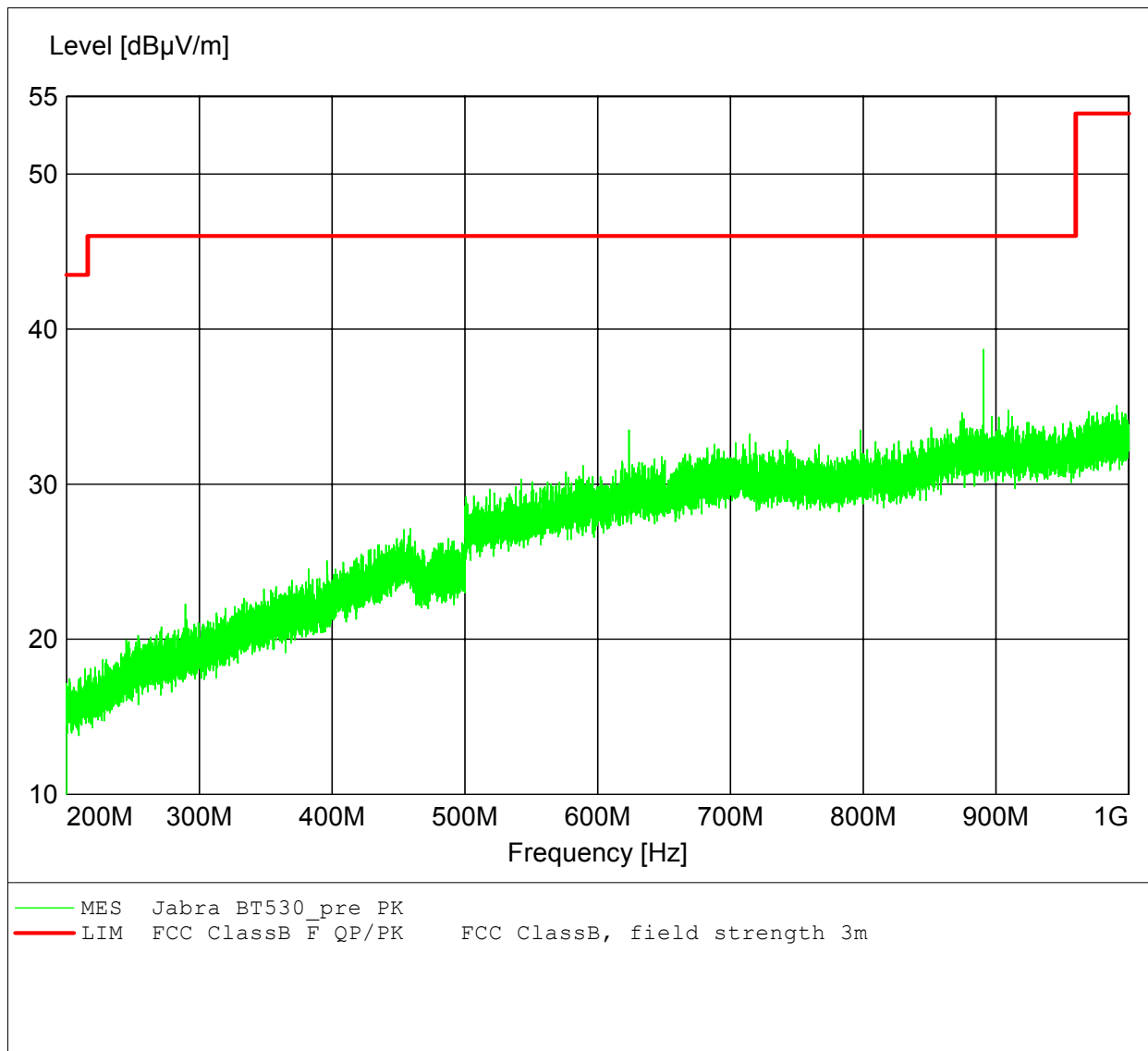
MEASUREMENT RESULT: "Jabra BT530_fin QP"

01.07.2008 15:33

Frequency MHz	Level dBµV/m	Transd dB	Limit dBµV/m	Margin dB	Height cm	Azimuth deg	Polarisation
32.900000	26.80	16.6	40.0	13.2	0.0	0.00	---

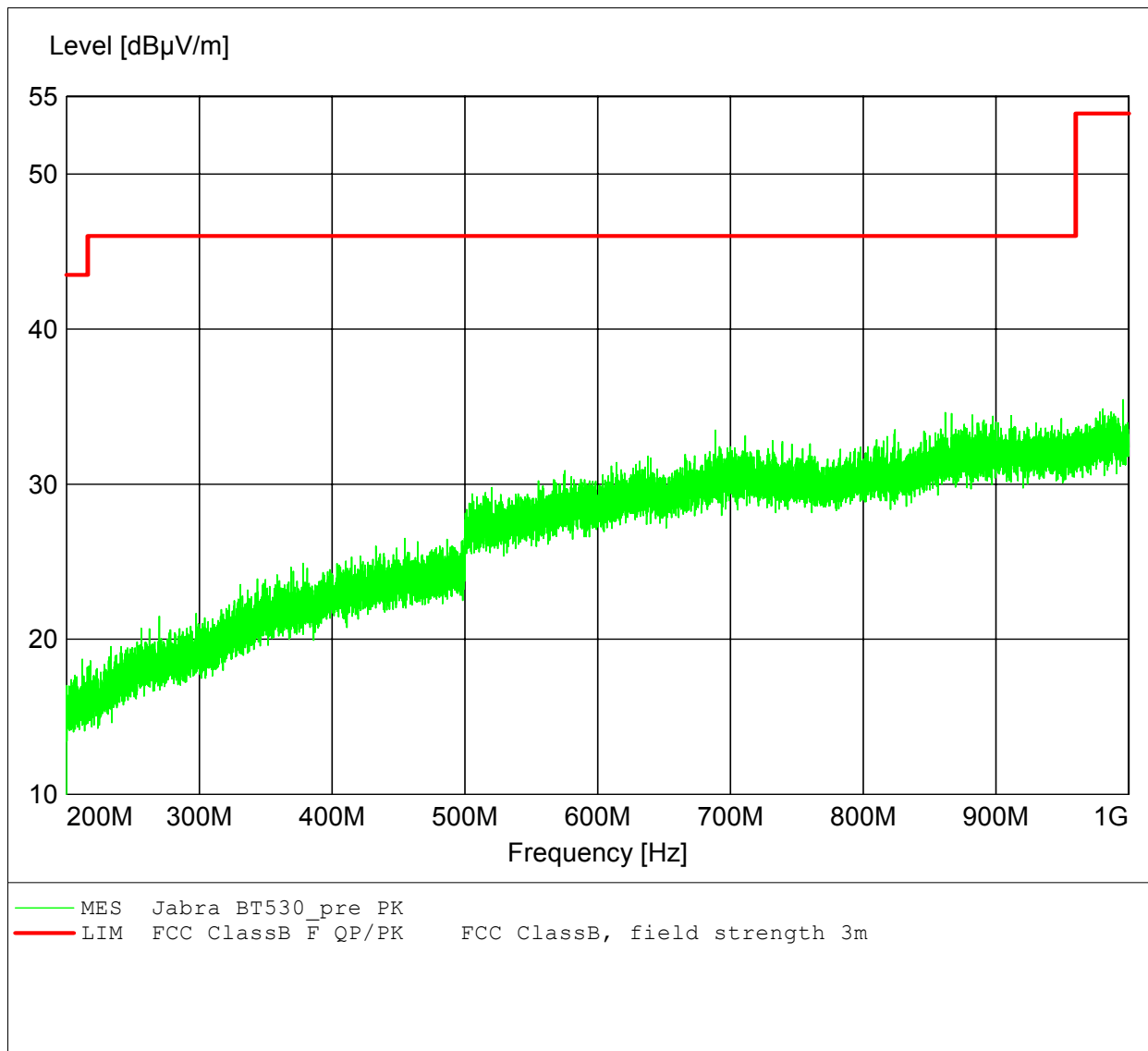
**Spurious emission under normal conditions according
to FCC part 15**

Approval Holder: GN Netcom A/S
EUT: Bluetooth headset
Model: Jabra BT530
Test Site / Operator: Eurofins ETS Product Service GmbH / Mr. Pflug
Test Conditions: Tnom: 23°C, Unom: 120 VAC (AC/DC adaptor)
Test Specification: Ant: HL 223, horizontal
Comment 1: mode: charging
Comment 2: adaptor: 8040024



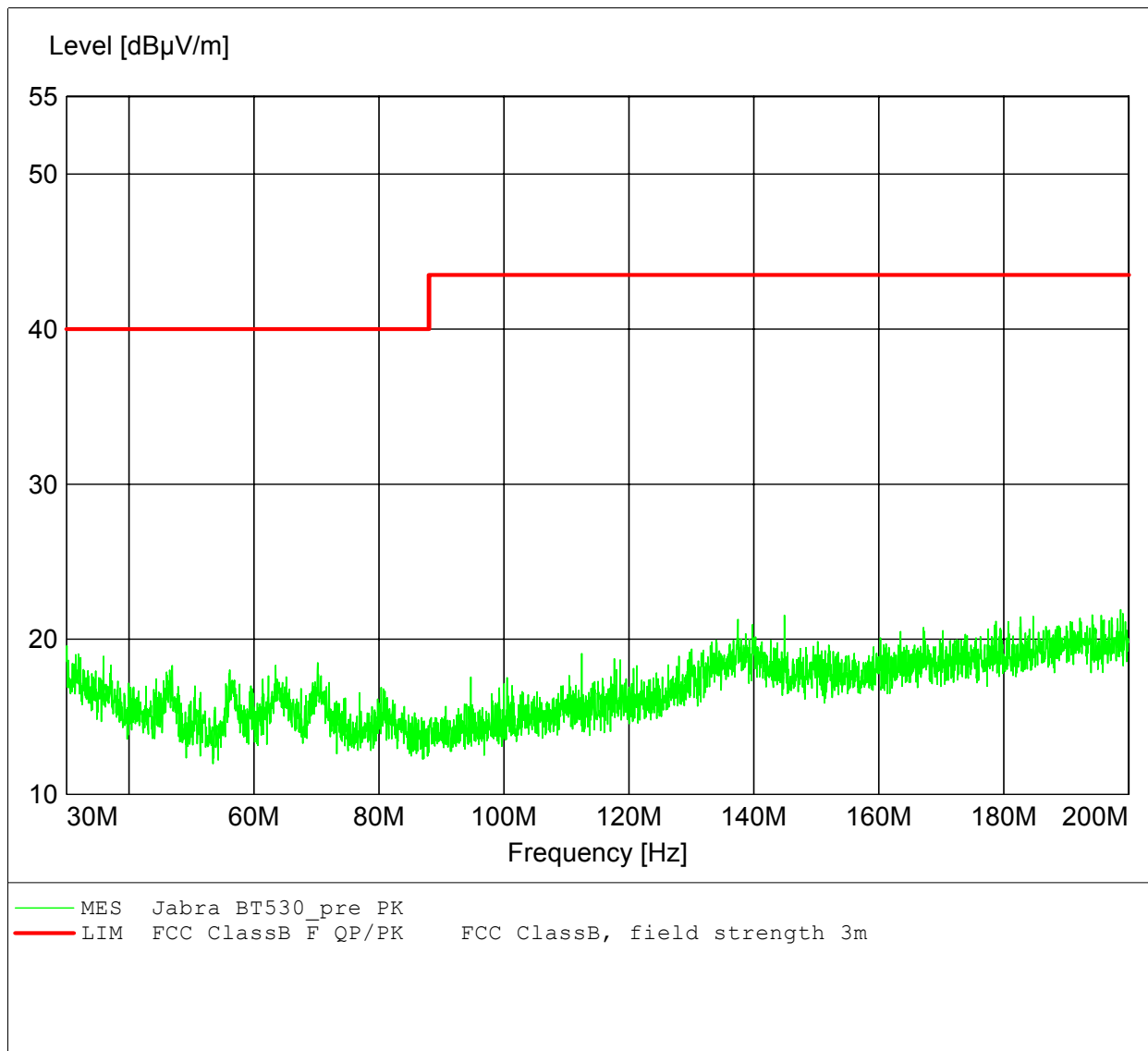
**Spurious emission under normal conditions according
to FCC part 15**

Approval Holder: GN Netcom A/S
EUT: Bluetooth headset
Model: Jabra BT530
Test Site / Operator: Eurofins ETS Product Service GmbH / Mr. Pflug
Test Conditions: Tnom: 23°C, Unom: 120 VAC (AC/DC adaptor)
Test Specification: Ant: HL 223, vertical
Comment 1: mode: charging
Comment 2: adaptor: 8040024



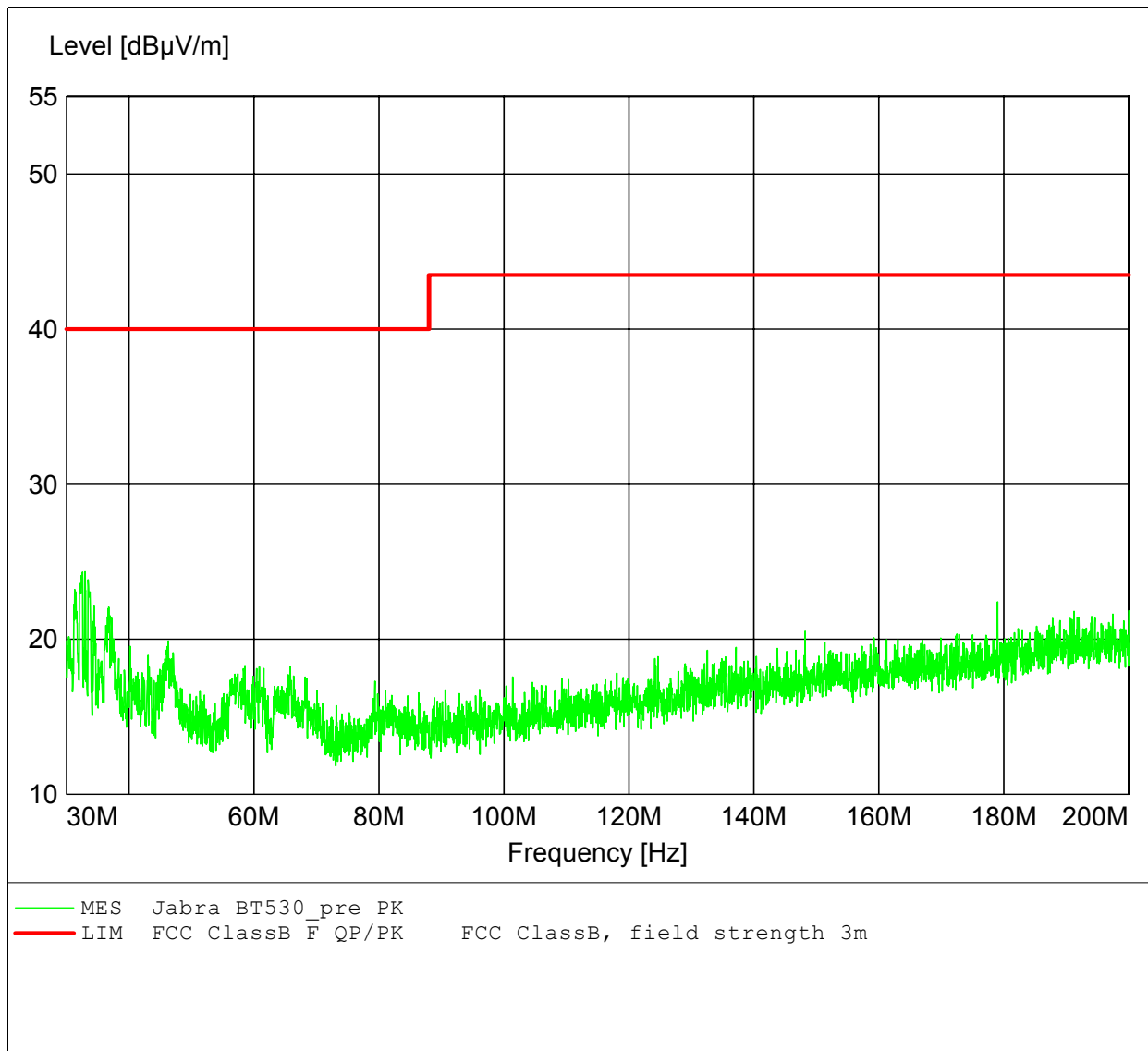
**Spurious emission under normal conditions according
to FCC part 15**

Approval Holder: GN Netcom A/S
EUT: Bluetooth headset
Model: Jabra BT530
Test Site / Operator: Eurofins ETS Product Service GmbH / Mr. Pflug
Test Conditions: Tnom: 23°C, Unom: 120 VAC (AC/DC adaptor)
Test Specification: Ant: HK 116, horizontal
Comment 1: mode: charging
Comment 2: adaptor: SSA-5W-05



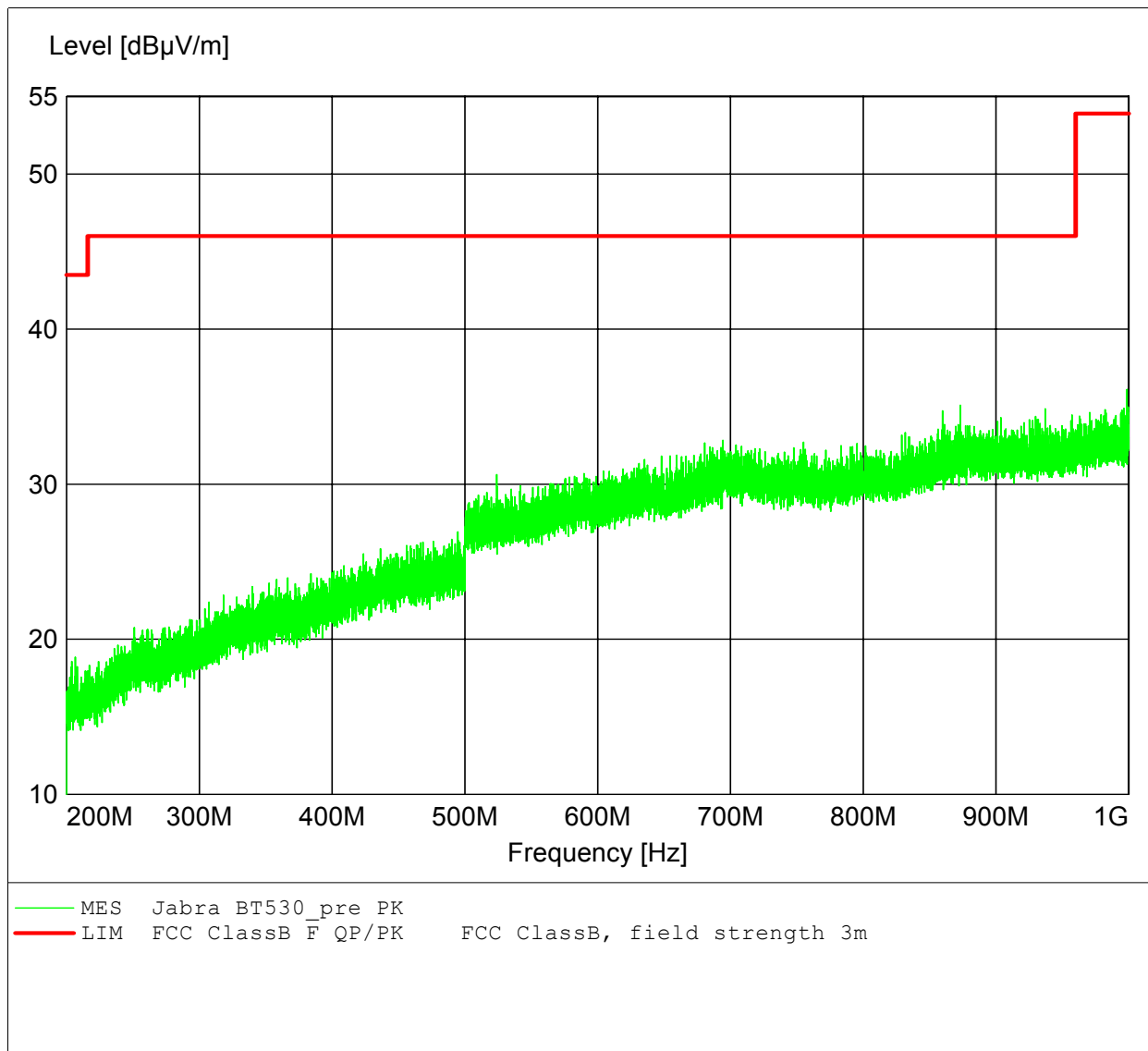
**Spurious emission under normal conditions according
to FCC part 15**

Approval Holder: GN Netcom A/S
EUT: Bluetooth headset
Model: Jabra BT530
Test Site / Operator: Eurofins ETS Product Service GmbH / Mr. Pflug
Test Conditions: Tnom: 23°C, Unom: 120 VAC (AC/DC adaptor)
Test Specification: Ant: HK 116, vertical
Comment 1: mode: charging
Comment 2: adaptor: SSA-5W-05



**Spurious emission under normal conditions according
to FCC part 15**

Approval Holder: GN Netcom A/S
EUT: Bluetooth headset
Model: Jabra BT530
Test Site / Operator: Eurofins ETS Product Service GmbH / Mr. Pflug
Test Conditions: Tnom: 23°C, Unom: 120 VAC (AC/DC adaptor)
Test Specification: Ant: HL 223, horizontal
Comment 1: mode: charging
Comment 2: adaptor: SSA-5W-05



**Spurious emission under normal conditions according
to FCC part 15**

Approval Holder: GN Netcom A/S
EUT: Bluetooth headset
Model: Jabra BT530
Test Site / Operator: Eurofins ETS Product Service GmbH / Mr. Marquardt
Test Conditions: Tnom: 23°C, Unom: 120 VAC (AC/DC adaptor)
Test Specification: Ant: HL 223, vertical
Comment 1: mode: charging
Comment 2: adaptor: SSA-5W-05

