



InterLab[®]

Photo Report on

Test Setups

Report Reference: MDE_GNNET_1202_FCC_Photo_Setups

Test Laboratory:

Borsigstr. 11
Germany
7Layers AG
40880 Ratingen



Note:

The following test results relate only to the devices specified in this document. This report shall not be reproduced in parts without the written approval of the test laboratory.

7 layers AG
Borsigstrasse 11
40880 Ratingen, Germany
Phone: +49 (0) 2102 749 0
Fax: +49 (0) 2102 749 350
www.7Layers.com

Aufsichtsratsvorsitzender •
Chairman of the Supervisory Board:
Ralf Mertens
Vorstand • Board:
Dr. H.-J. Meckelburg

Registergericht • registered in:
Düsseldorf, HRB 44096
USt-IdNr • VAT No.:
DE 203159652
TAX No. 147/5869/0385



Photo 1: Test setup for radiated measurements (Enclosure, below 30 MHz, intentional radiator §15)




Photo 2: Test setup for radiated measurements (Enclosure, semi-anechoic chamber, 30 MHz to 1 GHz, intentional radiator §15)



Photo 3: Test setup for radiated measurements (Enclosure, fully-anechoic chamber, 1-18 GHz intentional radiator §15 / 30 MHz – 10/20 GHz §22/24/27)



Photo 4: Test setup for radiated measurements (Enclosure, fully-anechoic chamber, 18-25 GHz, intentional radiator § 15)



Photo 5: Test setup for conducted measurements (AC Port (power line), EUT supplied by AC/DC adapter, intentional / unintentional radiator §15)



Photo 6: Test setup for conducted measurements (computer peripheral setup, EUT supplied by USB-cable from computer, unintentional radiator §15)




Photo 7: Test setup for radiated measurements (AC Port (power line), EUT supplied by AC/DC adapter, unintentional radiator §15)




Photo 8: Test setup for radiated measurements (computer peripheral setup, EUT supplied by USB-cable from computer, unintentional radiator S15)