

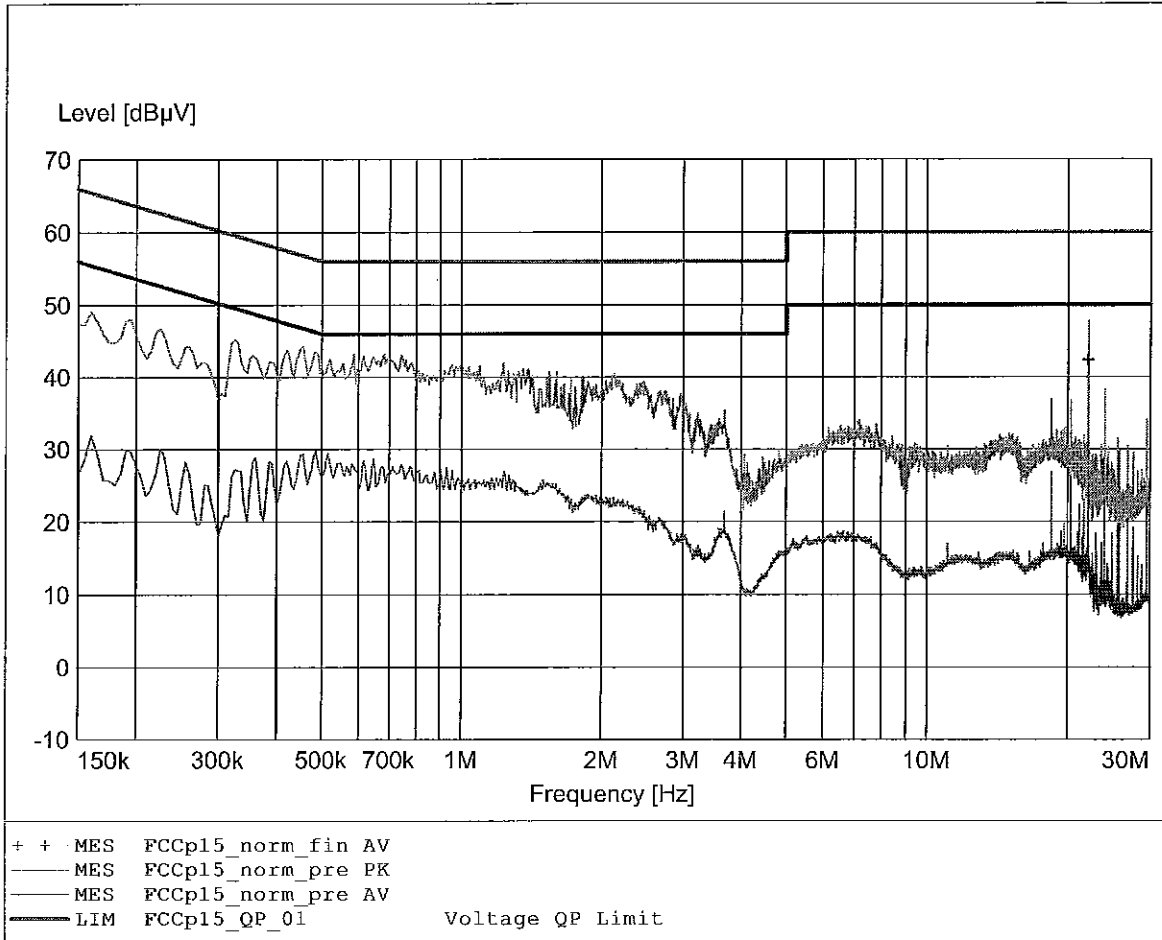
## **Annex B**

Conducted limits AC Power line

EMI voltage test in the ac-mains according to FCC part 15

Ordernumber: G0M20805-1795

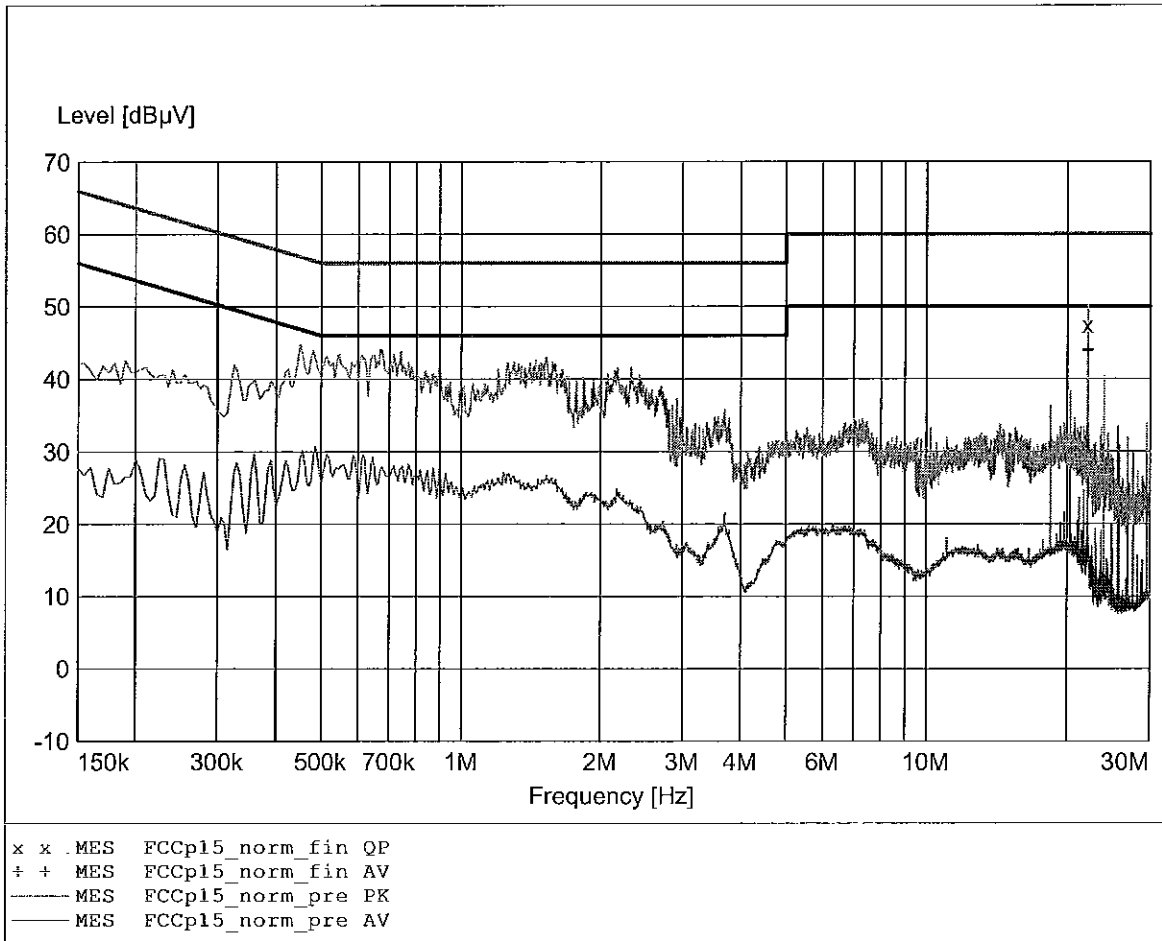
Approval Holder: GN Netcom A/S  
EUT: Cordless Headset with Base  
Model: GN9125 base with GN9125 headset Micro  
Test Site / Operator: Eurofins ETS Product Service GmbH / Mr. Pflug  
Test Conditions: Unom: 120 V AC (AC/DC-ADAPTOR), Tnom: 23°C  
Test Specification: V-Network: ESH2-Z5 (L1)  
Comment 1: mode: DECT-link  
Comment 2: adaptor: SIL switching adapter Model No.: SSA-5W-09 US 075065F



EMI voltage test in the ac-mains according to FCC part 15

Ordernumber: GOM20805-1795

Approval Holder: GN Netcom A/S  
EUT: Cordless Headset with Base  
Model: GN9125 base with GN9125 headset Micro  
Test Site / Operator: Eurofins ETS Product Service GmbH / Mr. Pflug  
Test Conditions: Unom: 120 V AC (AC/DC-ADAPTOR), Tnom: 23°C  
Test Specification: V-Network: ESH2-Z5 (N)  
Comment 1: mode: DECT-link  
Comment 2: adaptor: SIL switching adapter Model No.: SSA-5W-09 US 075065F



## Annex C

Emission bandwidth

## FCC Part 15.303(b) Emission bandwidth

### Testprocedure ANSI 63.17-2006 6.1.3UPCS

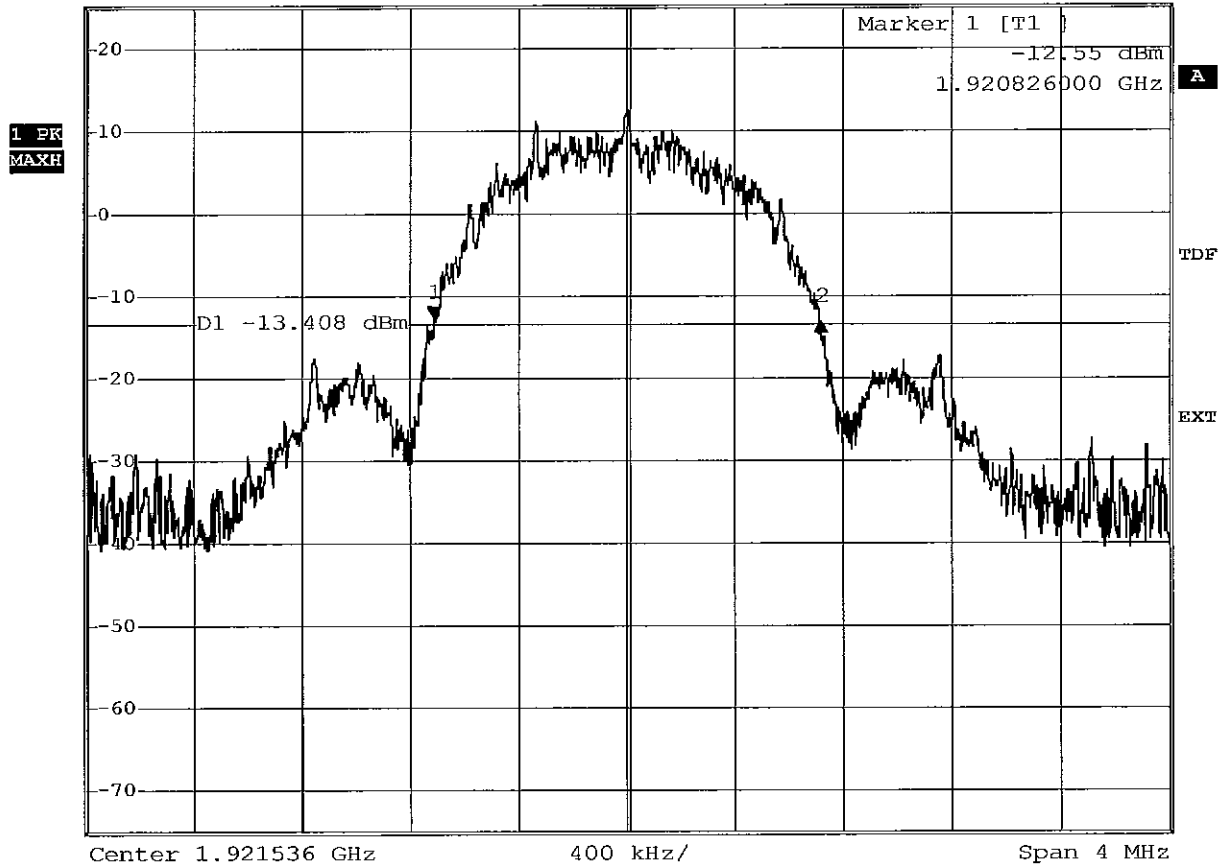
EUT	UPCS Base + Headset
Model	GN9125 UPCS
Applicant	GN Netcom A/S
Temperature	23°C
Test Site / Operator	Eurofins ETS Product Service GmbH
Test Specification	6.1.3 Emission bandwidth

Measured Bandwidth Emission Bandwidth = 1.43MHz  
 Max. Permitted Power Limit = 2.5 MHz

Test result Verdict = PASS



Emission Bandwidth	*RBW 10 kHz	Delta 2 [T1 ]
	*VBW 30 kHz	-0.60 dB
Ref 25 dBm	*Att 40 dB	SWT 40 ms
		1.428000000 MHz



Comment: Ansi C63.17-2006 6.1.3  
 Date: 22.MAY.2008 08:37:18

#### Measurement diagram

Eurofins ETS Product Service GmbH  
 Storkower Str. 38c, D-15526 Reichenwalde, Germany



**Additional values as required for the detailed threshold monitoring bandwidth test  
ANSI C63.17-1988 7.4.2**

-6 dB points

Lower frequency : 1921.178MHz  
Higher frequency : 1921.826MHz

-12 dB points

Lower frequency : 1920.956MHz  
Higher frequency : 1922.112MHz

---

Measurement diagram

---

## FCC Part 15.303(b) Emission bandwidth

### Testprocedure ANSI 63.17-2006 6.1.3UPCS

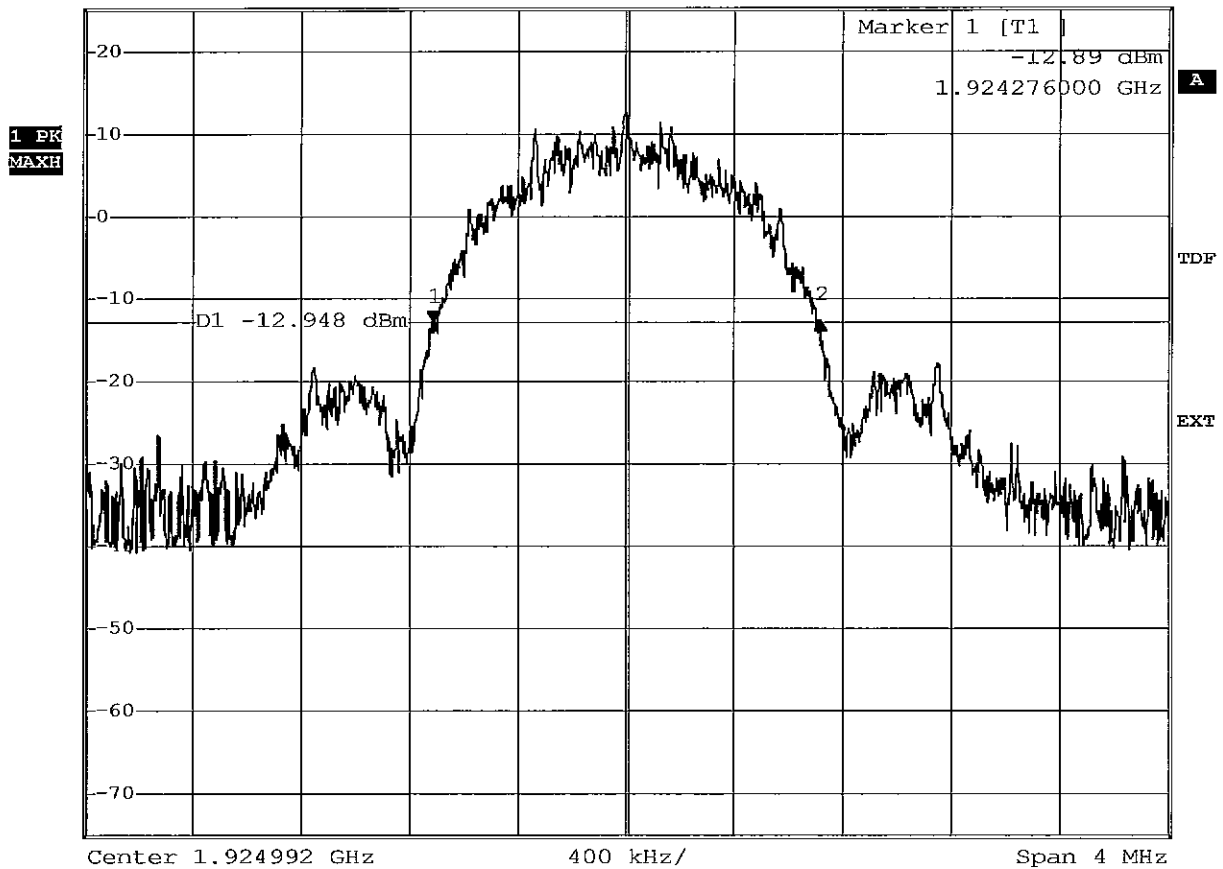
EUT	UPCS Base + Headset
Model	GN9125 UPCS
Applicant	GN Netcom A/S
Temperature	23°C
Test Site / Operator	Eurofins ETS Product Service GmbH
Test Specification	6.1.3 Emission bandwidth

Measured Bandwidth Emission Bandwidth = 1.43MHz  
 Max. Permitted Power Limit = 2.5 MHz

Test result Verdict = PASS



Emission Bandwidth \*RBW 10 kHz Delta 2 [T1 ]  
 \*VBW 30 kHz 0.17 dB  
 Ref 25 dBm \*Att 40 dB SWT 40 ms 1.432000000 MHz



Comment: Ansi C63.17-2006 6.1.3  
 Date: 22.MAY.2008 08:51:10

#### Measurement diagram

Eurofins ETS Product Service GmbH  
 Storkower Str. 38c, D-15526 Reichenwalde, Germany

**Additional values as required for the detailed threshold monitoring bandwidth test  
ANSI C63.17-1988 7.4.2**

**-6 dB points**

Lower frequency : 1924.646MHz  
Higher frequency : 1925.244MHz

**-12 dB points**

Lower frequency : 1924.484MHz  
Higher frequency : 1925.494MHz





# FCC Part 15.303(b) Emission bandwidth

## Testprocedure ANSI 63.17-2006 6.1.3UPCS

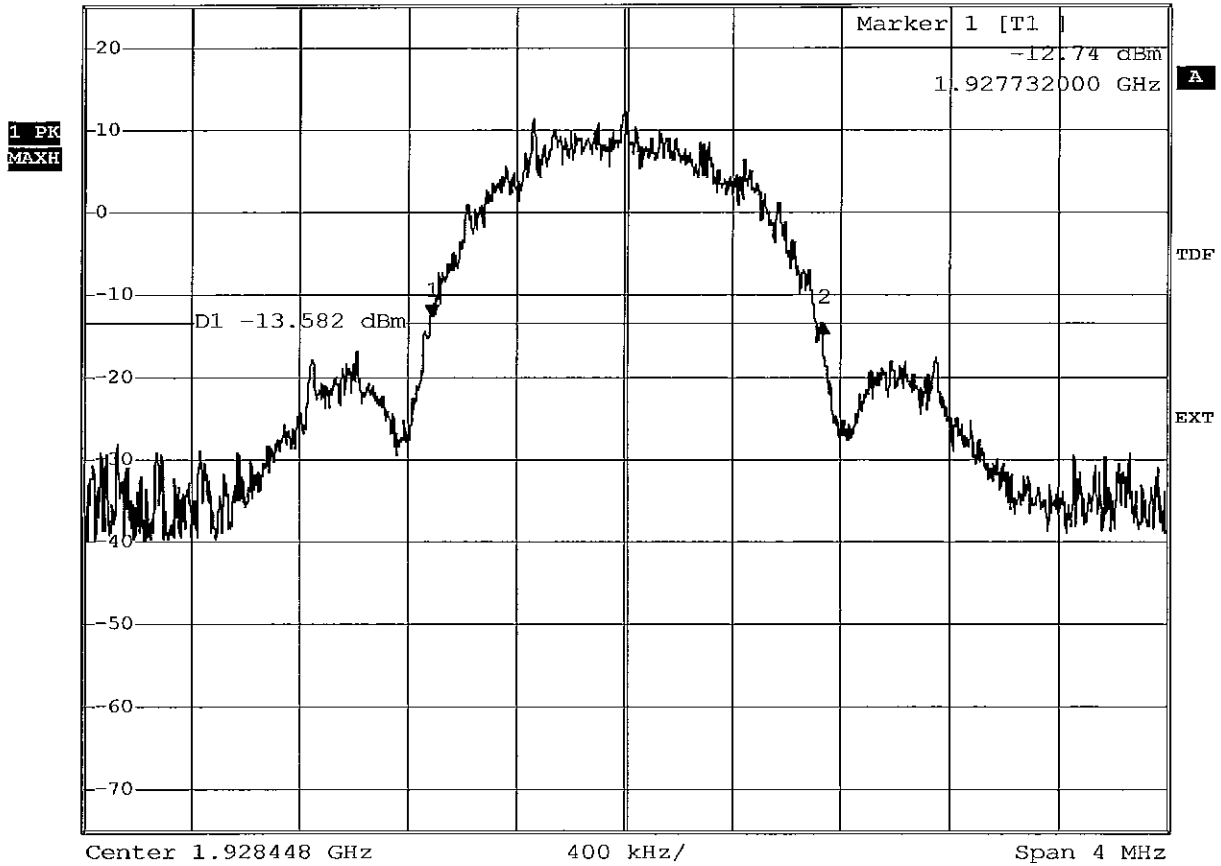
EUT	UPCS Base + Headset
Model	GN9125 UPCS
Applicant	GN Netcom A/S
Temperature	23°C
Test Site / Operator	Eurofins ETS Product Service GmbH
Test Specification	6.1.3 Emission bandwidth

Measured Bandwidth Emission Bandwidth = 1.45MHz  
 Max. Permitted Power Limit = 2.5 MHz

Test result Verdict = PASS



Emission Bandwidth	*RBW 10 kHz	Delta 2 [T1]	
	*VBW 30 kHz	-0.84 dB	
Ref 25 dBm	*Att 40 dB	SWT 40 ms	1.448000000 MHz



Comment: Ansi C63.17-2006 6.1.3  
 Date: 22.MAY.2008 09:08:37

### Measurement diagram

**Additional values as required for the detailed threshold monitoring bandwidth test  
ANSI C63.17-1988 7.4.2**

-6 dB points

Lower frequency : 1928.082MHz  
Higher frequency : 1928.766MHz

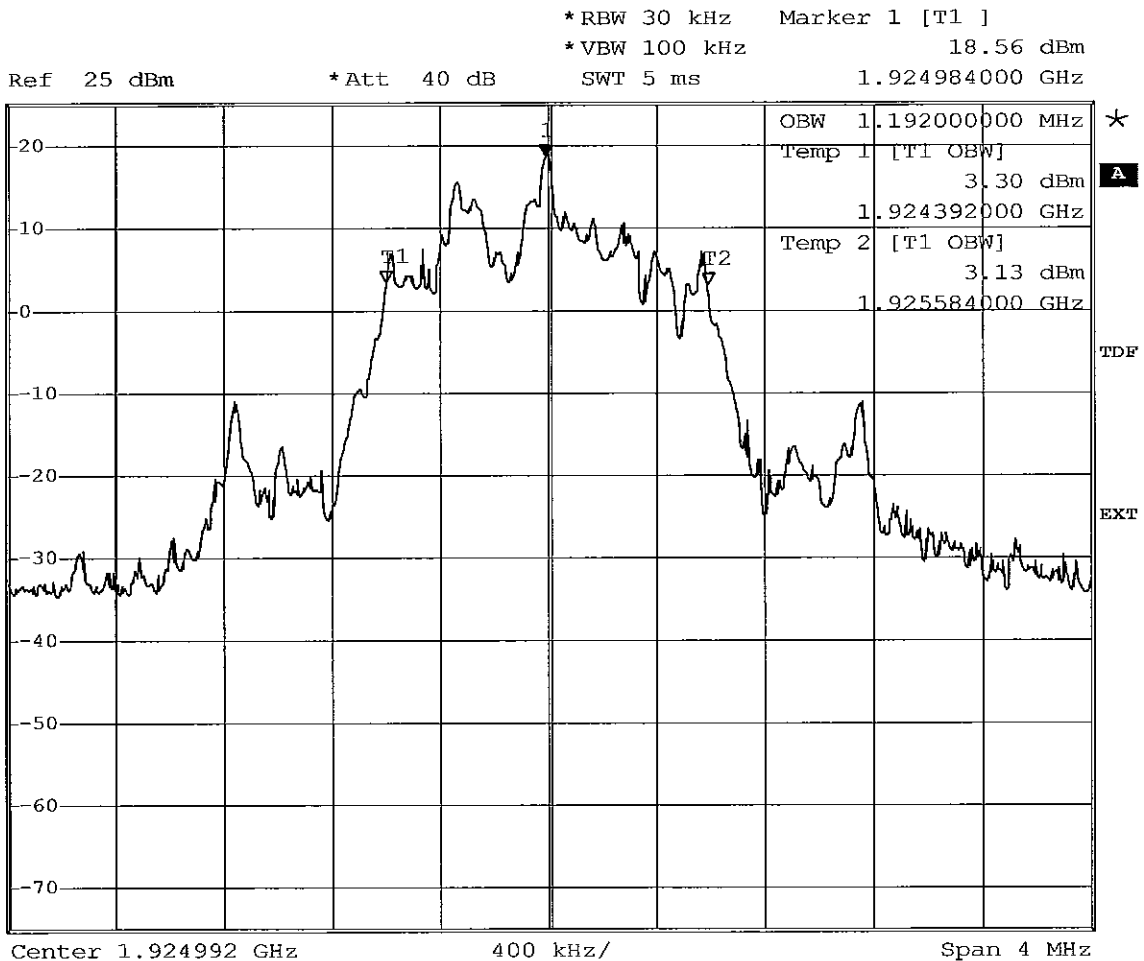
-12 dB points

Lower frequency : 1927.866MHz  
Higher frequency : 1929.024MHz



**RSS Gen  
Occupied Bandwidth**

EUT	UPCS Base + Headset
Model	GN9125 UPCS
Approval Holder	GN Netcom A/S
Temperature / Voltage	23°C / Vnom
Test Site / Operator	ETS / Mr. Treffke
Test Specification	4.4.1 Occupied Bandwidth
Comment 1	Channel.: 2
Comment 2	A spectrum analyzer with an integrated 99% power bandwidth function is used
Comment 3	OBW: 1.192 MHz



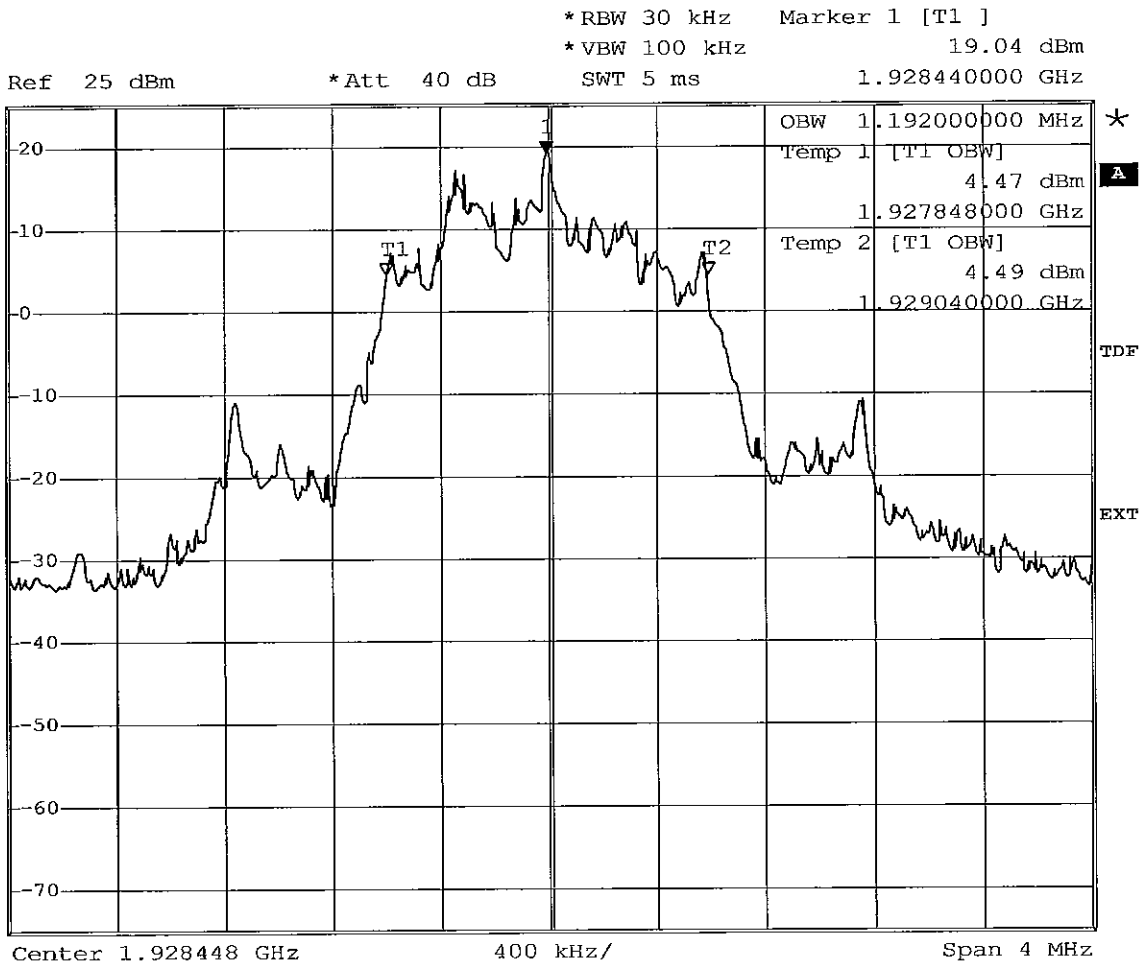
Comment: Ansi C63.17-1998 6.1.6.2  
 Date: 26.MAY.2008 08:23:52

**Measurement diagram**

Eurofins ETS Product Service GmbH  
 Storkower Str. 38c, D-15526 Reichenwalde, Germany

**RSS Gen  
Occupied Bandwidth**

EUT	UPCS Base + Headset
Model	GN9125 UPCS
Approval Holder	GN Netcom A/S
Temperature / Voltage	23°C / Vnom
Test Site / Operator	ETS / Mr. Treffke
Test Specification	4.4.1 Occupied Bandwidth
Comment 1	Channel.: 0
Comment 2	A spectrum analyzer with an integrated 99% power bandwidth function is used
Comment 3	OBW: 1.192 MHz



Comment: Ansi C63.17-1998 6.1.6.2  
 Date: 26.MAY.2008 08:37:16

**Measurement diagram**

Eurofins ETS Product Service GmbH  
 Storkower Str. 38c, D-15526 Reichenwalde, Germany

## Annex D

Peak Transmit Power

---

Test Report No.: GOM20805-1795-C-1

Eurofins ETS Product Service GmbH  
Storkower Str. 38c, D-15526 Reichenwalde, Germany

Annex D

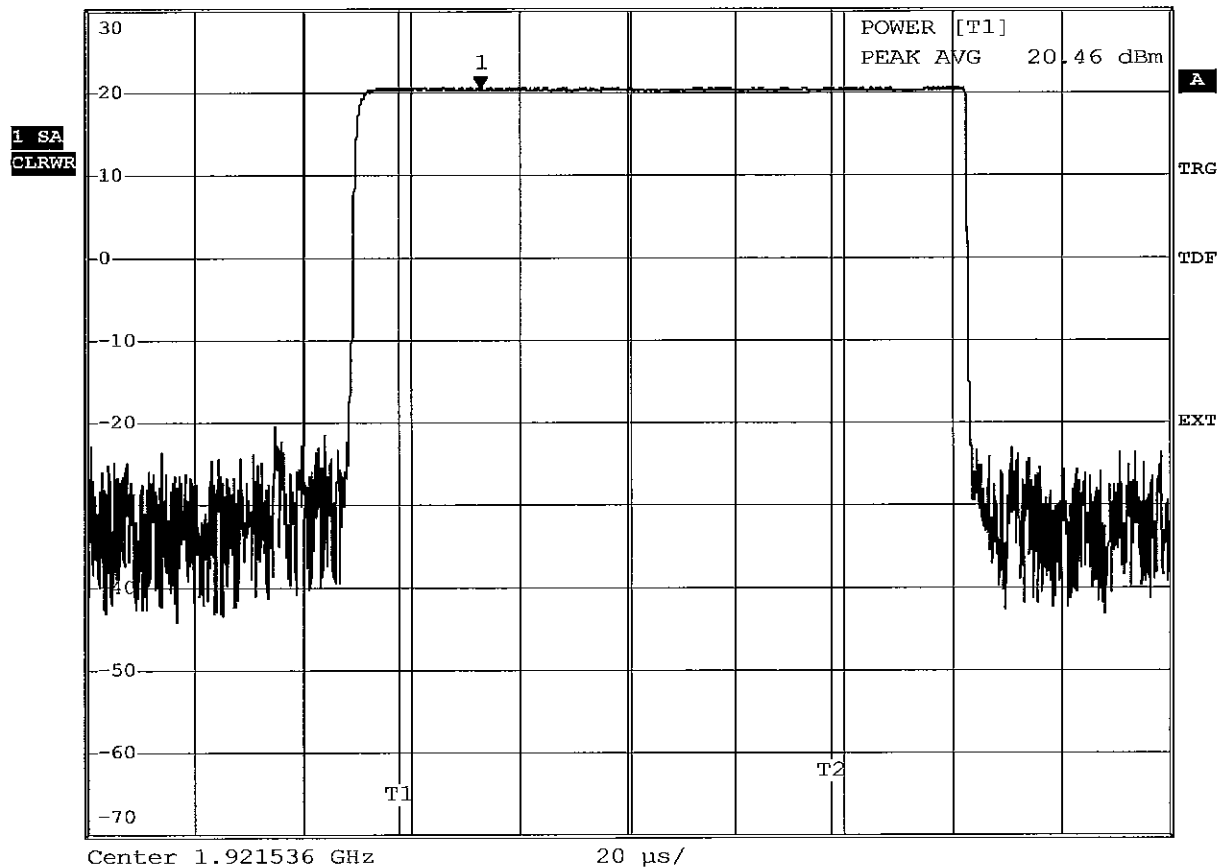
## FCC Part 15.319(c) Peak Transmit Power limit

### Testprocedure ANSI 63.17-2006 6.1.2 UPCS

EUT	UPCS Base + Headset
Model	GN9125 UPCS
Applicant	GN Netcom A/S
Temperature	23°C
Test Site / Operator	Eurofins ETS Product Service GmbH
Test Specification	6.1.2 Peak transmit power
Supply	Vnom
Measured Bandwidth	1.448MHz
Max. Permitted Power	20,8 dBm
Measured Power	20,41 dBm
Test result	Verdict = PASS



Peak transmit power      RBW 3 MHz      Marker 1 [T1]      20.33 dBm  
 \*VBW 10 MHz      22.850000 µs  
 Ref 30 dBm      \*Att 40 dB      SWT 200 µs



Comment: Ansi C63.17-2006 6.1.2  
 Date: 23.MAY.2008 14:29:23

---

#### Measurement diagram



# FCC Part 15.319(c) Peak Transmit Power limit

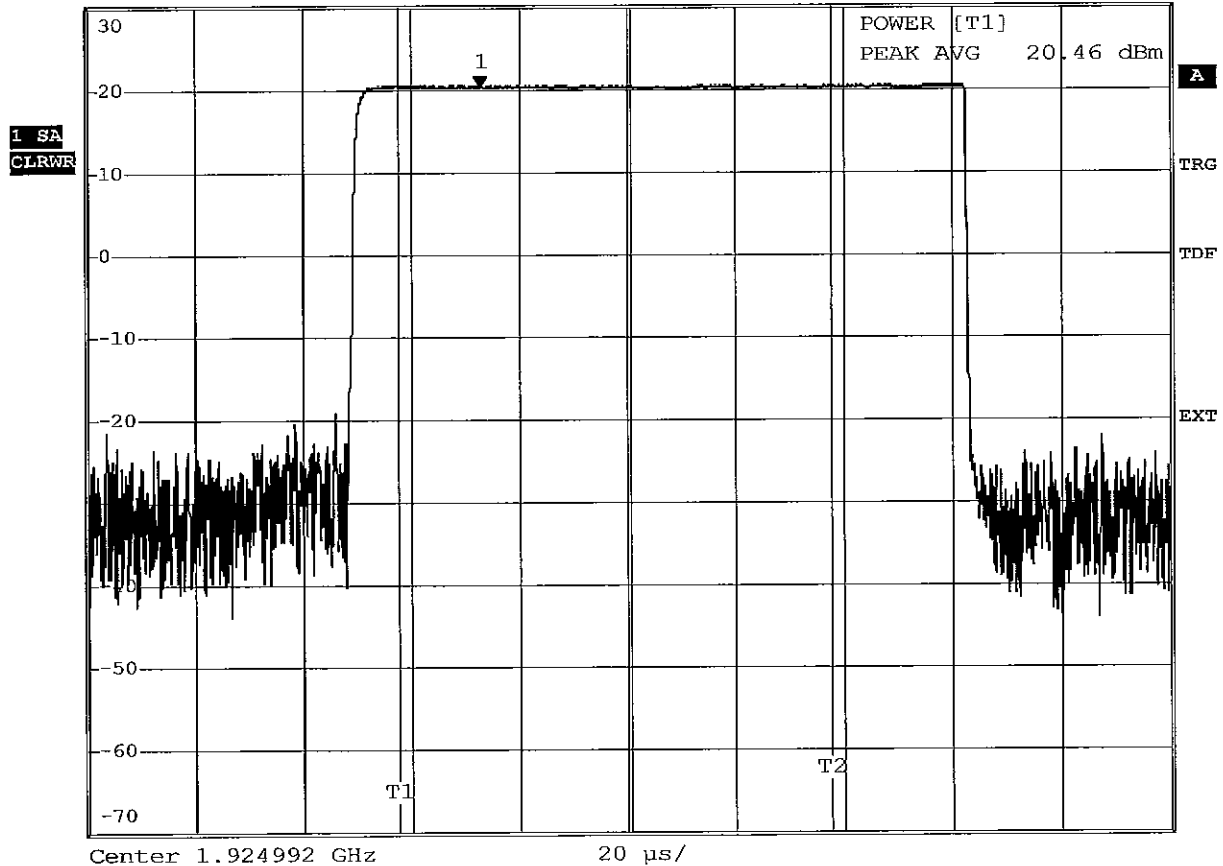
## Testprocedure ANSI 63.17-2006 6.1.2 UPCS

EUT	UPCS Base + Headset
Model	GN9125 UPCS
Applicant	GN Netcom A/S
Temperature	23°C
Test Site / Operator	Eurofins ETS Product Service GmbH
Test Specification	6.1.2 Peak transmit power
Supply	Vnom
Measured Bandwidth	1.448MHz
Max. Permitted Power	20,8 dBm
Measured Power	20,46 dBm
Test result	Verdict = PASS



Peak transmit power

RBW 3 MHz      Marker 1 [T1]      20.23 dBm  
 \*VBW 10 MHz  
 Ref 30 dBm      \*Att 40 dB      SWT 200 µs      22.850000 µs



Comment: Ansi C63.17-2006 6.1.2  
 Date: 23.MAY.2008 14:34:08

### Measurement diagram



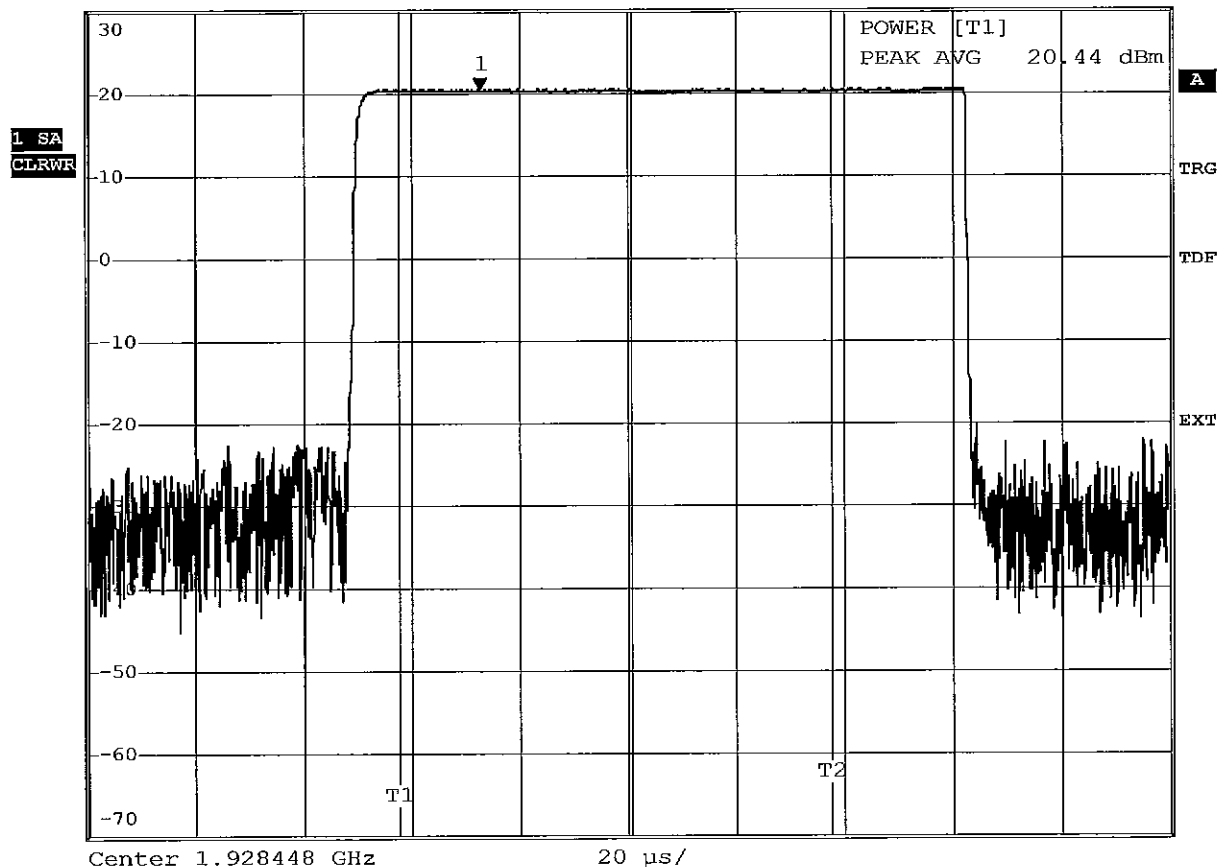
## FCC Part 15.319(c) Peak Transmit Power limit

### Testprocedure ANSI 63.17-2006 6.1.2 UPCS

EUT	UPCS Base + Headset
Model	GN9125 UPCS
Applicant	GN Netcom A/S
Temperature	23°C
Test Site / Operator	Eurofins ETS Product Service GmbH
Test Specification	6.1.2 Peak transmit power
Supply	Vnom
Measured Bandwidth	1.448MHz
Max. Permitted Power	20,8 dBm
Measured Power	20,44 dBm
Test result	Verdict = PASS



Peak transmit power      RBW 3 MHz      Marker 1 [T1]      20.39 dBm  
 \* VBW 10 MHz  
 Ref 30 dBm      \* Att 40 dB      SWT 200 µs      22.850000 µs



Comment: Ansi C63.17-2006 6.1.2  
 Date: 23.MAY.2008 14:37:00

#### Measurement diagram

## FCC Part 15.319(c) Peak Transmit Power limit

### Testprocedure ANSI 63.17-2006 6.1.2 UPCS

EUT	UPCS Base + Headset
Model	GN9125 UPCS
Applicant	GN Netcom A/S
Temperature	23°C
Test Site / Operator	Eurofins ETS Product Service GmbH
Test Specification	6.1.2 Peak transmit power
Supply	Vmin
Measured Bandwidth	1.448MHz
Max. Permitted Power	20,8 dBm
Measured Power	20,44 dBm
Test result	Verdict = PASS

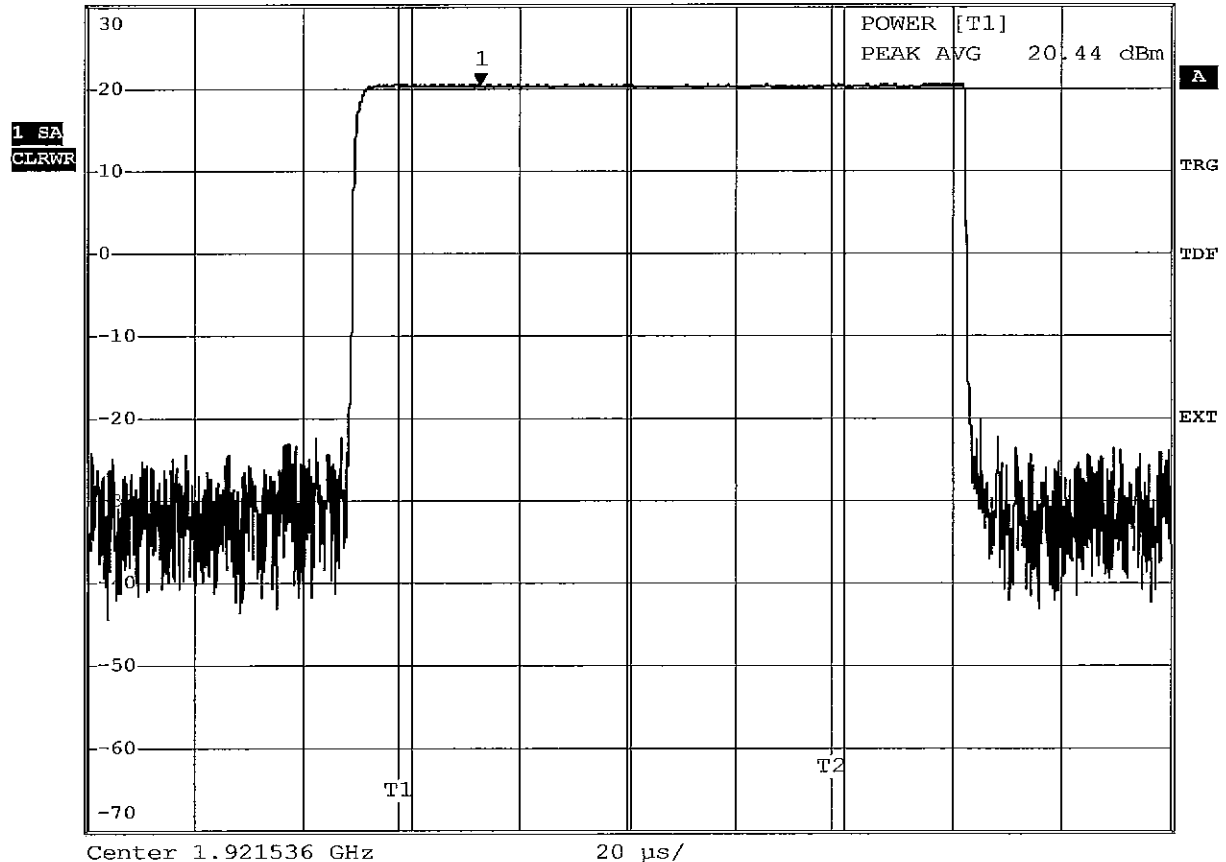


Peak transmit power

RBW 3 MHz	Marker 1 [T1]
*VBW 10 MHz	20.33 dBm
SWT 200 µs	22.850000 µs

Ref 30 dBm

\*Att 40 dB



Comment: Ansi C63.17-2006 6.1.2  
 Date: 23.MAY.2008 14:33:12

---

#### Measurement diagram

Eurofins ETS Product Service GmbH  
 Storkower Str. 38c, D-15526 Reichenwalde, Germany

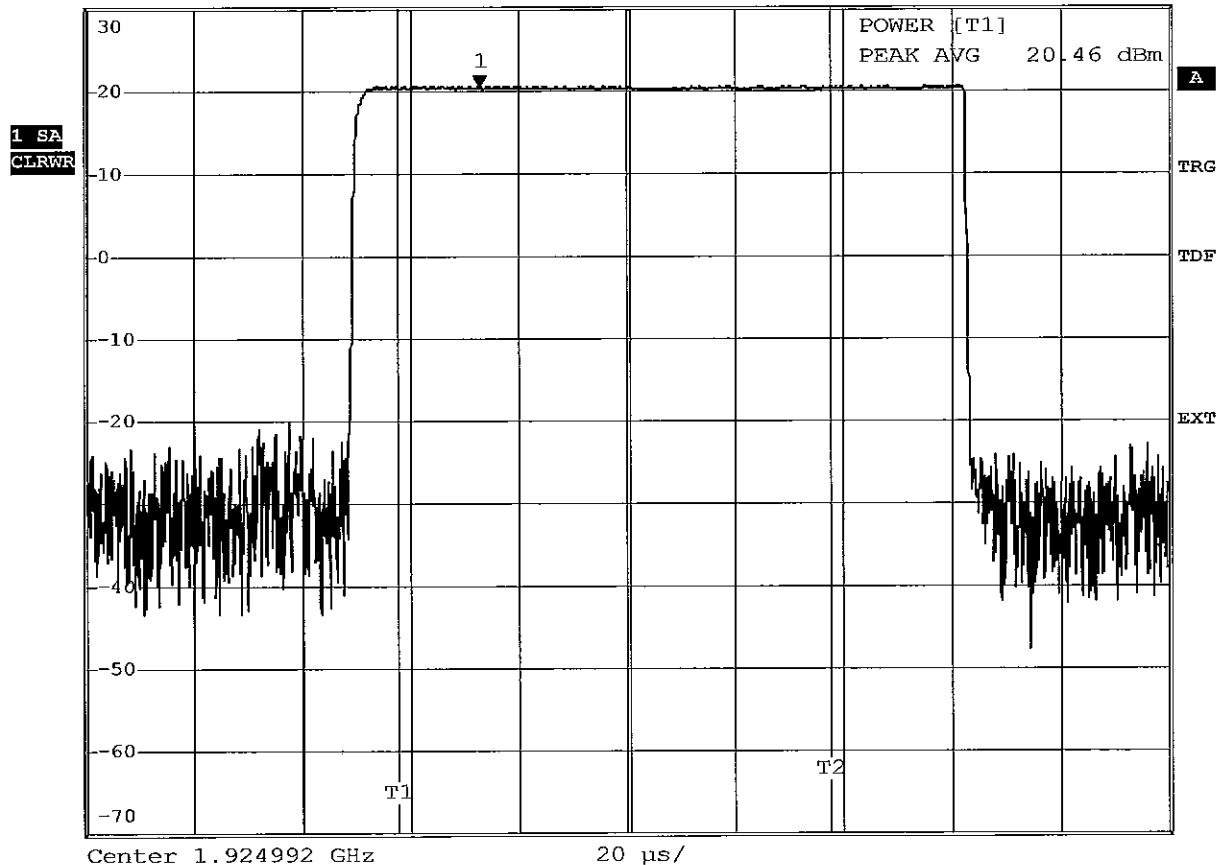
## FCC Part 15.319(c) Peak Transmit Power limit

### Testprocedure ANSI 63.17-2006 6.1.2 UPCS

EUT	UPCS Base + Headset
Model	GN9125 UPCS
Applicant	GN Netcom A/S
Temperature	23°C
Test Site / Operator	Eurofins ETS Product Service GmbH
Test Specification	6.1.2 Peak transmit power
Supply	Vmin
Measured Bandwidth	1.448MHz
Max. Permitted Power	20,8 dBm
Measured Power	20,46 dBm
Test result	Verdict = PASS



Peak transmit power	RBW 3 MHz	Marker 1 [T1]
	*VBW 10 MHz	20.30 dBm
Ref 30 dBm	*Att 40 dB	SWT 200 µs
		22.850000 µs



Comment: Ansi C63.17-2006 6.1.2  
 Date: 23.MAY.2008 14:36:06

---

#### Measurement diagram

Eurofins ETS Product Service GmbH  
 Storkower Str. 38c, D-15526 Reichenwalde, Germany



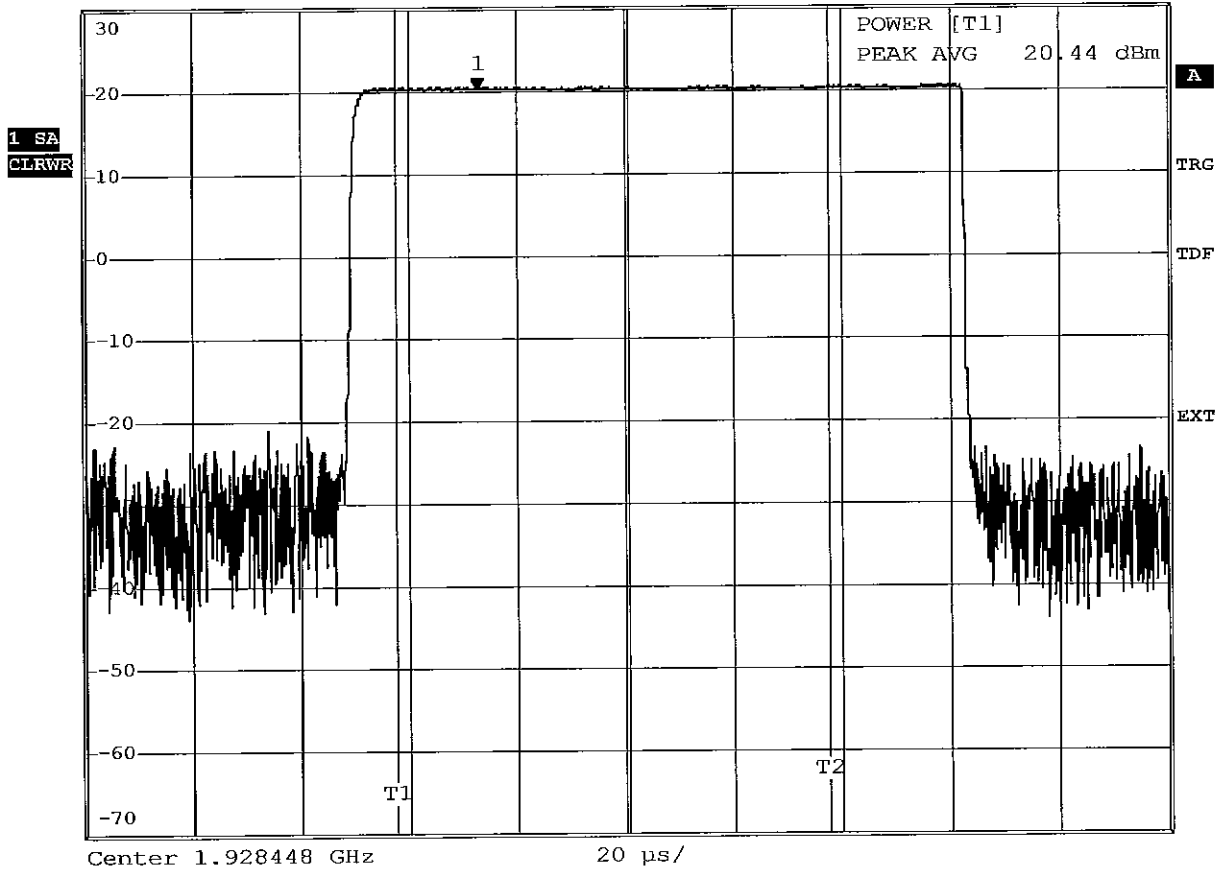
# FCC Part 15.319(c) Peak Transmit Power limit

## Testprocedure ANSI 63.17-2006 6.1.2 UPCS

EUT	UPCS Base + Headset
Model	GN9125 UPCS
Applicant	GN Netcom A/S
Temperature	23°C
Test Site / Operator	Eurofins ETS Product Service GmbH
Test Specification	6.1.2 Peak transmit power
Supply	Vmin
Measured Bandwidth	1.448MHz
Max. Permitted Power	20,8 dBm
Measured Power	20,44 dBm
Test result	Verdict = PASS



Peak transmit power RBW 3 MHz Marker 1 [T1 ] 20.27 dBm  
 \*VBW 10 MHz 22.850000 µs  
 Ref 30 dBm \*Att 40 dB SWT 200 µs



Comment: Ansi C63.17-2006 6.1.2  
 Date: 23.MAY.2008 14:38:56

### Measurement diagram

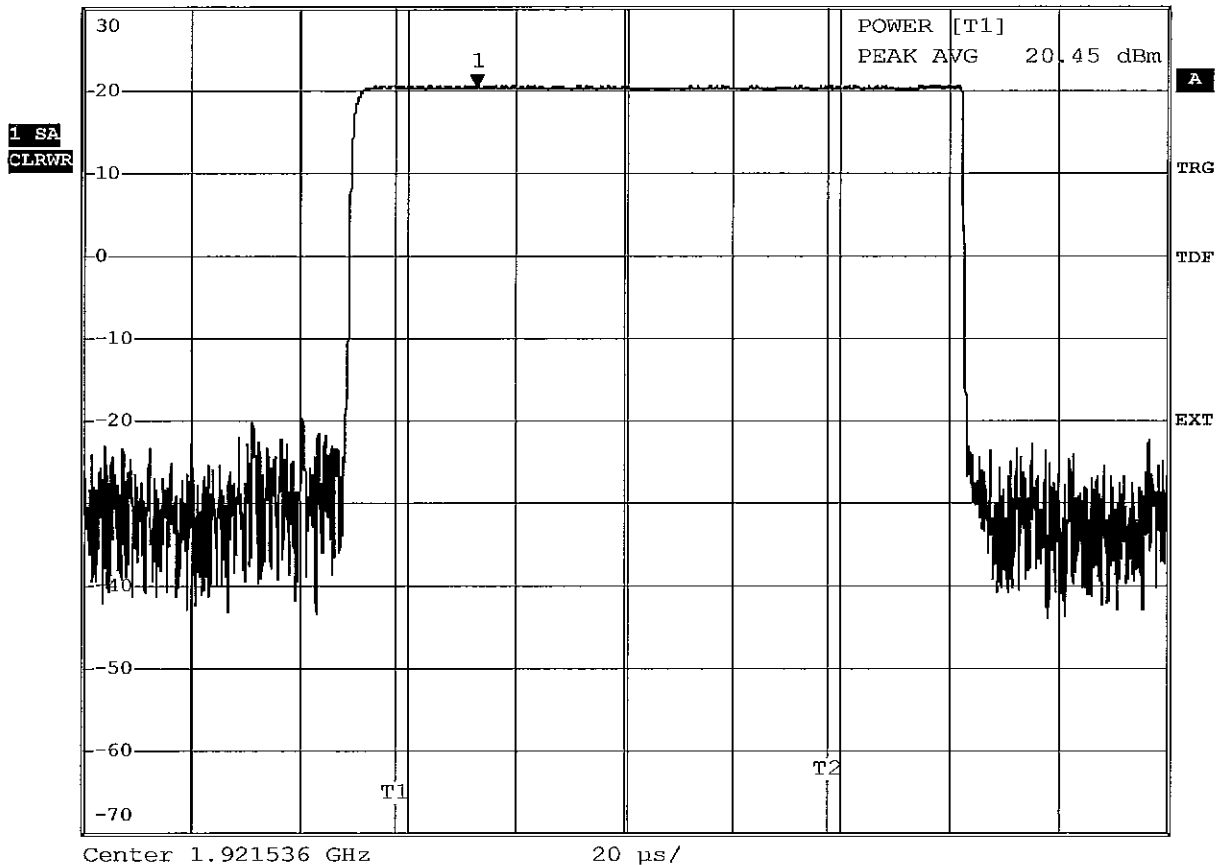
## FCC Part 15.319(c) Peak Transmit Power limit

### Testprocedure ANSI 63.17-2006 6.1.2 UPCS

EUT	UPCS Base + Headset
Model	GN9125 UPCS
Applicant	GN Netcom A/S
Temperature	23°C
Test Site / Operator	Eurofins ETS Product Service GmbH
Test Specification	6.1.2 Peak transmit power
Supply	Vmax
Measured Bandwidth	1.448MHz
Max. Permitted Power	20,8 dBm
Measured Power	20,45 dBm
Test result	Verdict = PASS



Peak transmit power RBW 3 MHz Marker 1 [T1] 20.39 dBm  
 \*VBW 10 MHz 22.850000 µs  
 Ref 30 dBm \*Att 40 dB SWT 200 µs



Comment: Ansi C63.17-2006 6.1.2  
 Date: 23.MAY.2008 14:32:23

#### Measurement diagram

Eurofins ETS Product Service GmbH  
 Storkower Str. 38c, D-15526 Reichenwalde, Germany

## FCC Part 15.319(c) Peak Transmit Power limit

### Testprocedure ANSI 63.17-2006 6.1.2 UPCS

EUT	UPCS Base + Headset
Model	GN9125 UPCS
Applicant	GN Netcom A/S
Temperature	23°C
Test Site / Operator	Eurofins ETS Product Service GmbH
Test Specification	6.1.2 Peak transmit power
Supply	Vmax
Measured Bandwidth	1.448MHz
Max. Permitted Power	20,8 dBm
Measured Power	20,46 dBm
Test result	Verdict = PASS

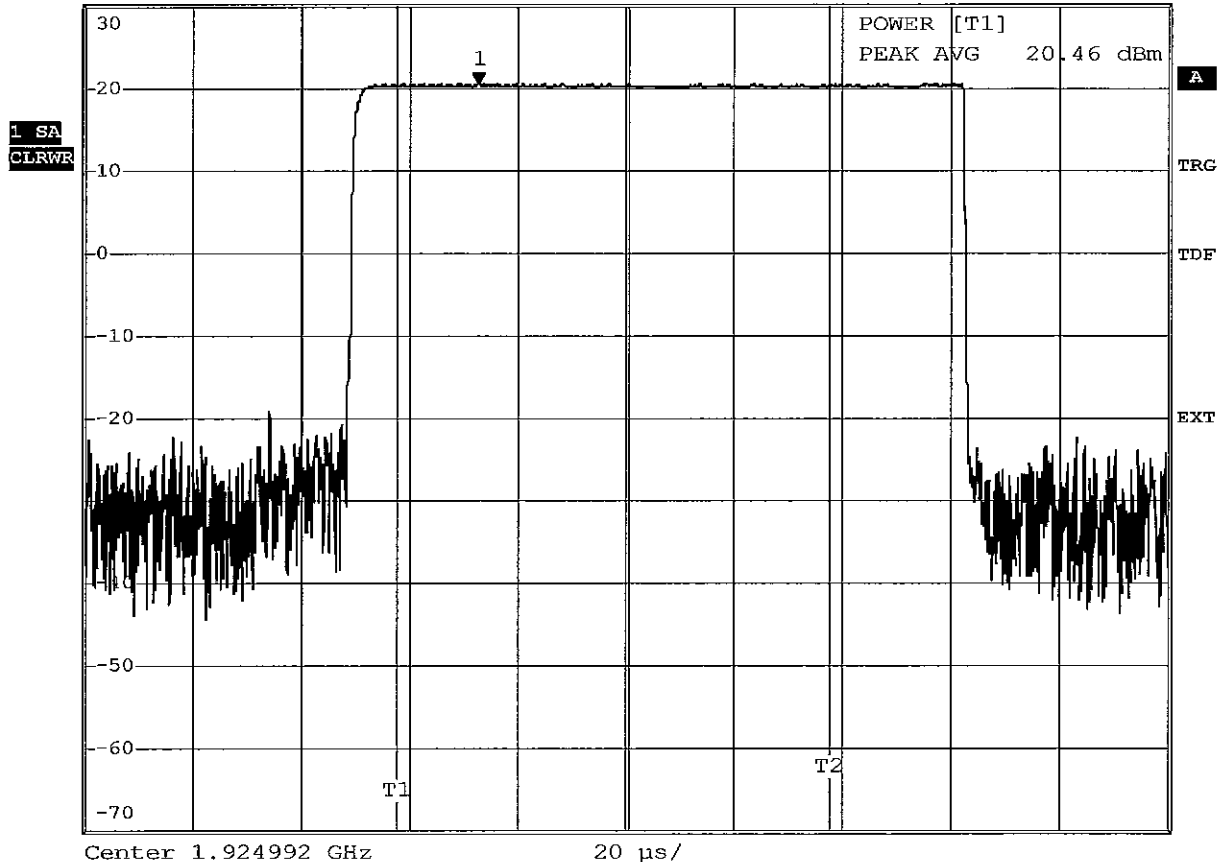


Peak transmit power

RBW 3 MHz	Marker 1 [T1]
*VBW 10 MHz	20.33 dBm
SWT 200 µs	22.850000 µs

Ref 30 dBm

\*Att 40 dB



Comment: Ansi C63.17-2006 6.1.2  
 Date: 23.MAY.2008 14:35:14

---

**Measurement diagram**


---



# FCC Part 15.319(c) Peak Transmit Power limit

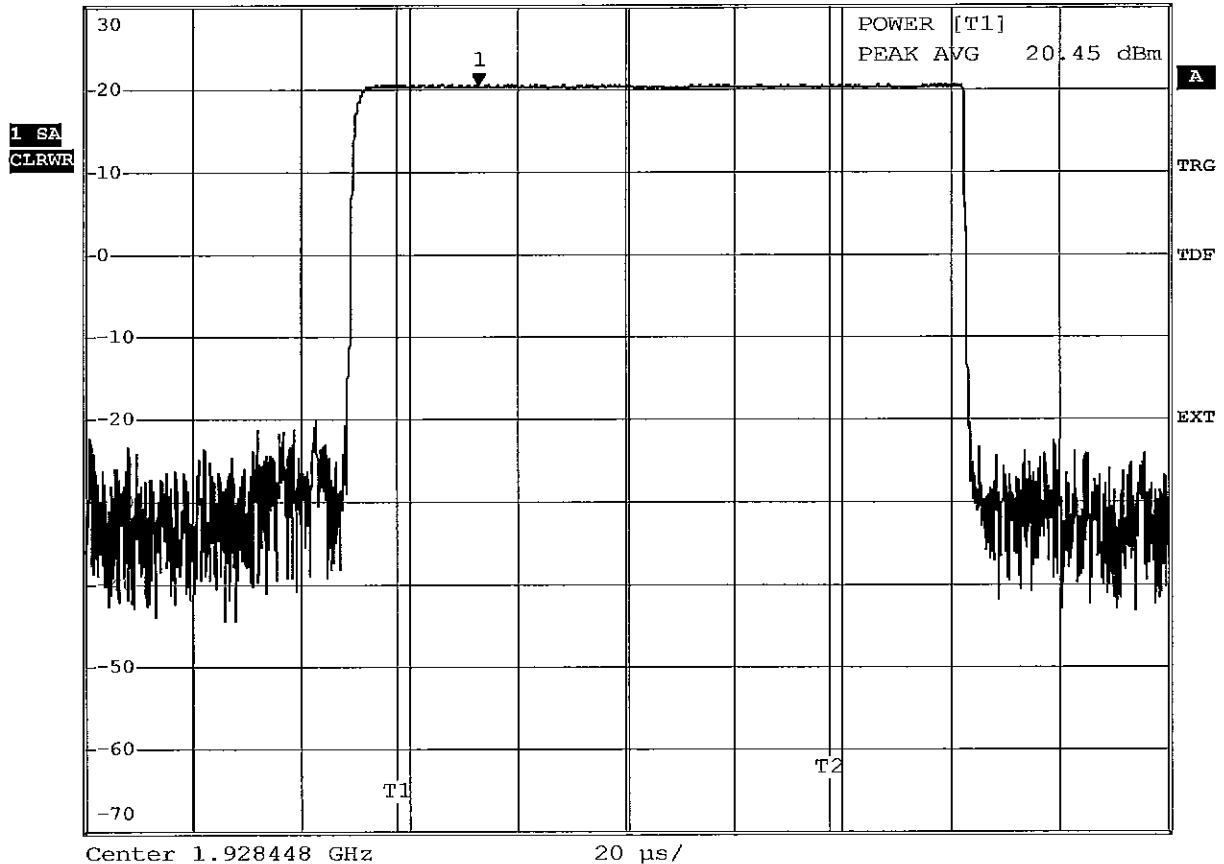
## Testprocedure ANSI 63.17-2006 6.1.2 UPCS

EUT	UPCS Base + Headset
Model	GN9125 UPCS
Applicant	GN Netcom A/S
Temperature	23°C
Test Site / Operator	Eurofins ETS Product Service GmbH
Test Specification	6.1.2 Peak transmit power
Supply	Vmax
Measured Bandwidth	1.448MHz
Max. Permitted Power	20,8 dBm
Measured Power	20,45 dBm
Test result	Verdict = PASS



Peak transmit power

REW 3 MHz      Marker 1 [T1]      20.30 dBm  
 \*VBW 10 MHz  
 Ref 30 dBm      \*Att 40 dB      SWT 200 µs      22.850000 µs



Comment: Ansi C63.17-2006 6.1.2  
 Date: 23.MAY.2008 14:38:07

### Measurement diagram

## Annex E

Power spectral density





### Testprocedure ANSI 63.17-2006 6.1.5 UPCS

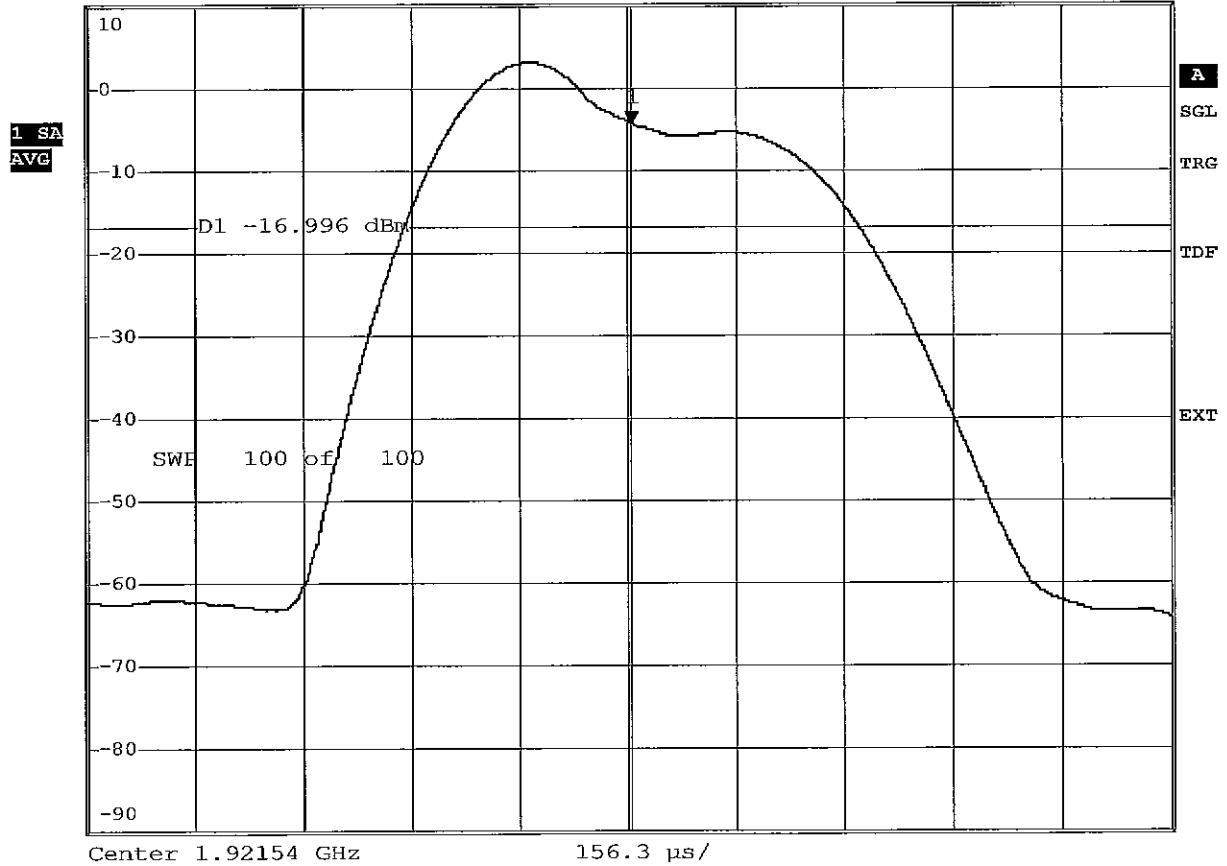
EUT	UPCS Base + Headset
Model	GN9125 UPCS
Applicant	GN Netcom A/S
Temperature	23°C
Test Site / Operator	Eurofins ETS Product Service GmbH
Test Specification	6.1.5 Power spectral density
Peak Frequency in MHz	1921,540000 MHz
Total pulse energy in mW	0,000376 mW
Wideband pulse duration in ms	0,390750 ms
PSD in mW	0,9623 mW
PSD in dBm	-0,1668 dBm

Pass criteria: PSD is less than 3mW Verdict = PASS



Power Spectral Densit

RBW 3 kHz    Marker 1 [T1 ]  
 \*VBW 10 kHz    -4.25 dBm  
 Ref 10 dBm    \*Att 40 dB    SWT 1.563 ms    636.727125  $\mu$ s



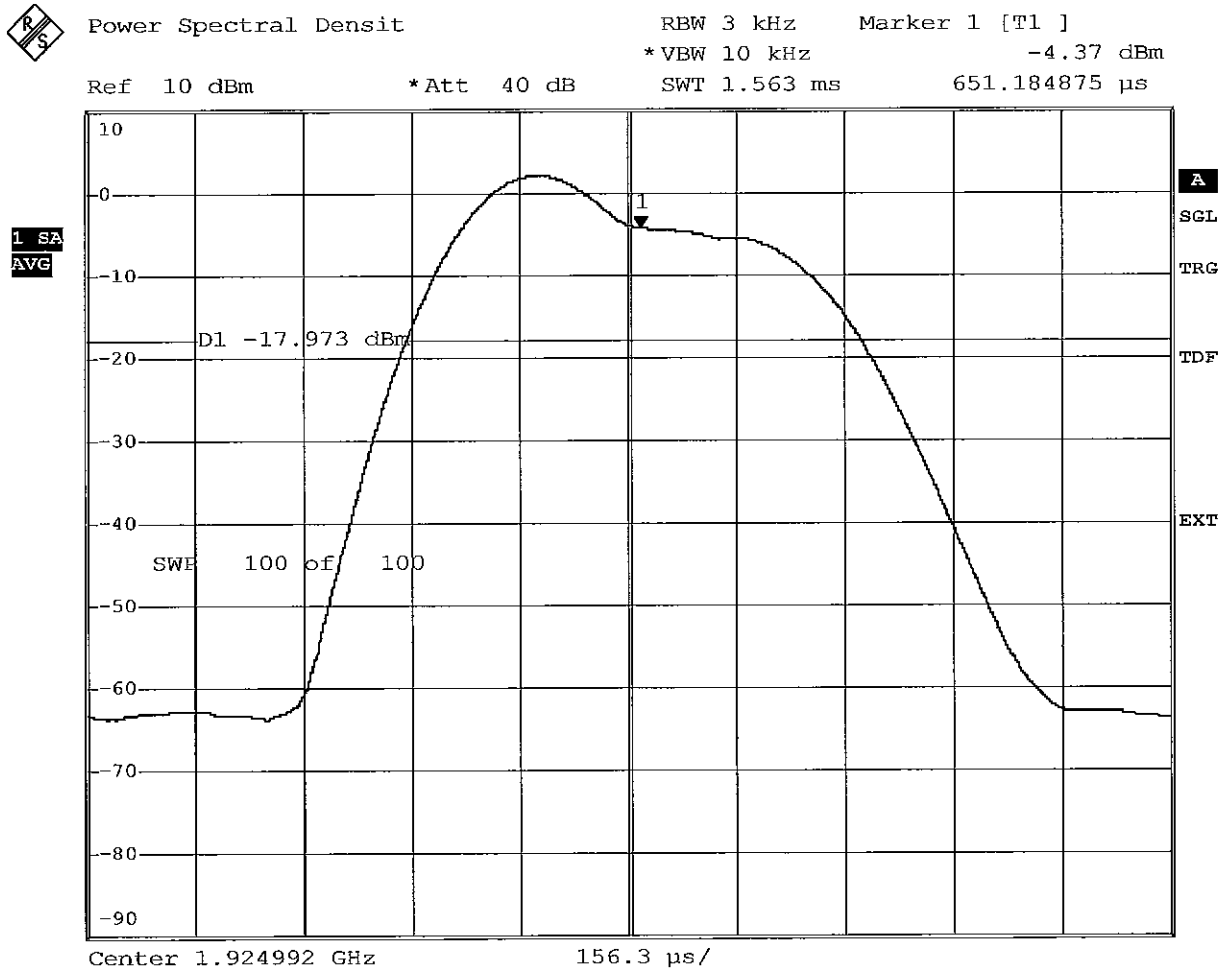
Comment: Ansi C63.17-2006 6.1.5  
 Date: 22.MAY.2008 08:40:09

#### Measurement diagram

**Testprocedure ANSI 63.17-2006 6.1.5**  
**UPCS**

EUT	UPCS Base + Headset
Model	GN9125 UPCS
Applicant	GN Netcom A/S
Temperature	23°C
Test Site / Operator	Eurofins ETS Product Service GmbH
Test Specification	6.1.5 Power spectral density
Peak Frequency in MHz	1924,992000 MHz
Total pulse energy in mW	0,000335 mW
Wideband pulse duration in ms	0,390750 ms
PSD in mW	0,8562 mW
PSD in dBm	-0,6742 dBm

Pass criteria: PSD is less than 3mW Verdict = PASS

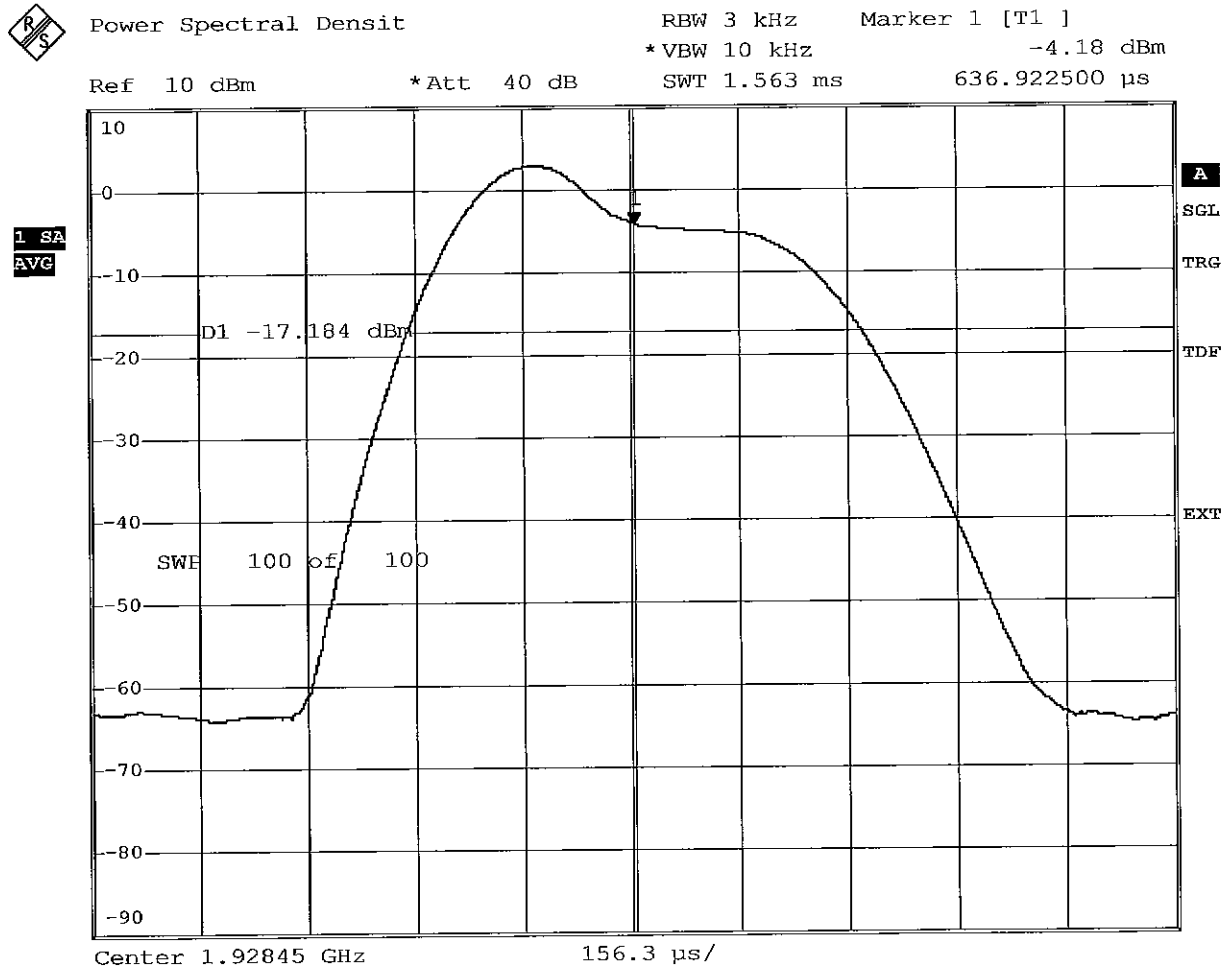

 Comment: Ansi C63.17-2006 6.1.5  
 Date: 22.MAY.2008 08:53:06

**Measurement diagram**

**Testprocedure ANSI 63.17-2006 6.1.5  
UPCS**

EUT	UPCS Base + Headset
Model	GN9125 UPCS
Applicant	GN Netcom A/S
Temperature	23°C
Test Site / Operator	Eurofins ETS Product Service GmbH
Test Specification	6.1.5 Power spectral density
Peak Frequency in MHz	1928,450000 MHz
Total pulse energy in mW	0,000373 mW
Wideband pulse duration in ms	0,390750 ms
PSD in mW	0,9550 mW
PSD in dBm	-0,2001 dBm

Pass criteria: PSD is less than 3mW Verdict = PASS



Comment: Ansi C63.17-2006 6.1.5  
 Date: 22.MAY.2008 09:10:37

**Measurement diagram**

Eurofins ETS Product Service GmbH  
 Storkower Str. 38c, D-15526 Reichenwalde, Germany

## Annex F

Radio frequency radiation exposure

---

Test Report No.: GOM20805-1795-C-1

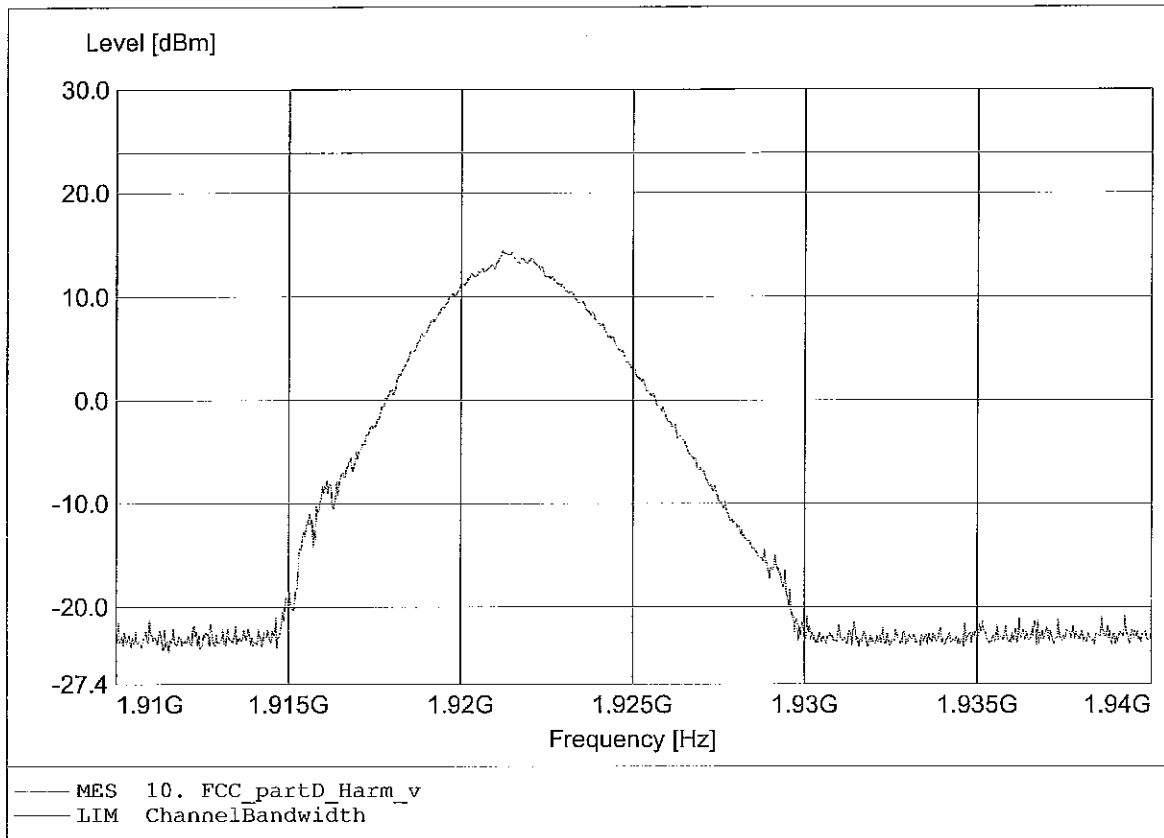
Eurofins ETS Product Service GmbH  
Storkower Str. 38c, D-15526 Reichenwalde, Germany

Annex F

**Peak Transmit Power, Radiated**

**FCC RULES PART 15, SUBPART D**

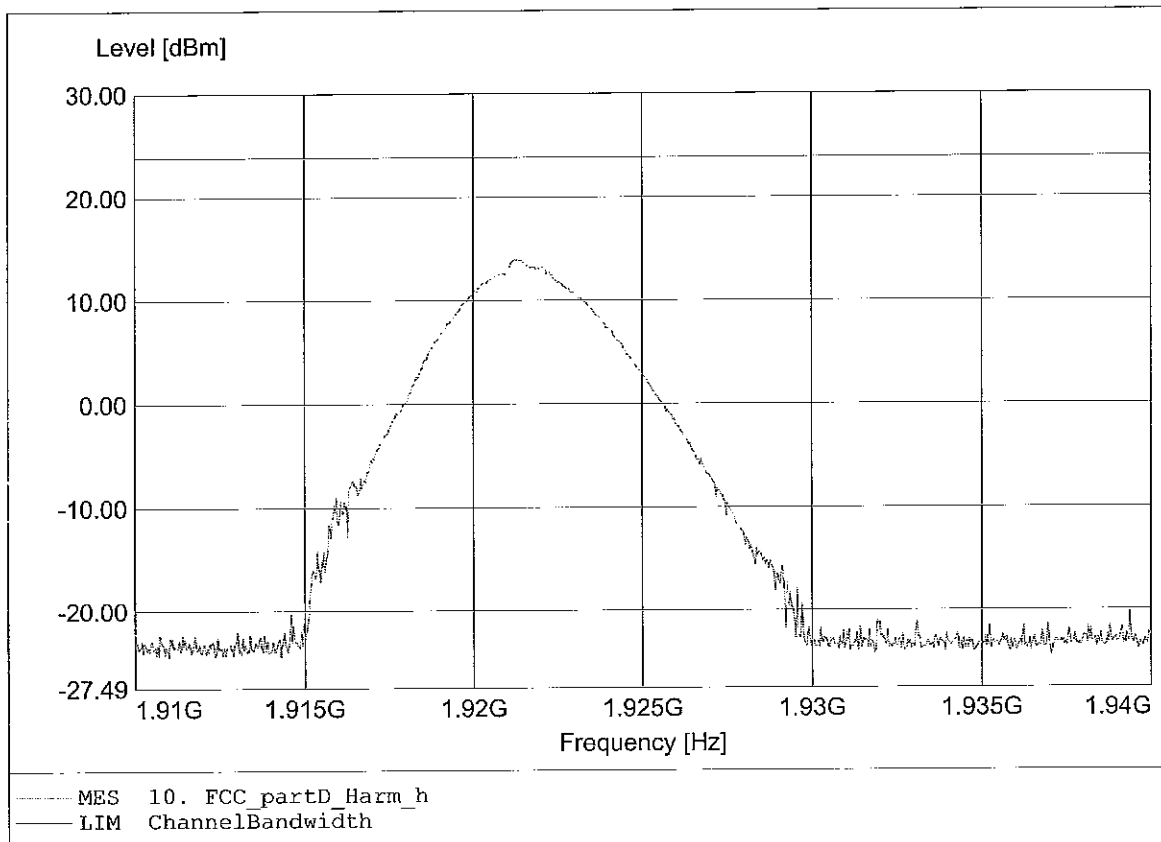
Approval Holder: GN Netcom A/S  
EUT: UPCS base  
Model: GN 9125 base / Ch.: 4 / antenna 0  
Operator: Eurofins ETS Product Service GmbH / Mr. Cersovsky  
Test Conditions: 25°C / Unom.: 120 V ~ (switching power supply)  
Test Specification: Fully anechoic chamber / mode: Tx  
Comment 1: Dist.: 3m, Ant.: HL 025,  
Comment 2: Freq:1.921GHz Pmax:14.45dBm RBW: 5 MHz



**Peak Transmit Power, Radiated**

**FCC RULES PART 15, SUBPART D**

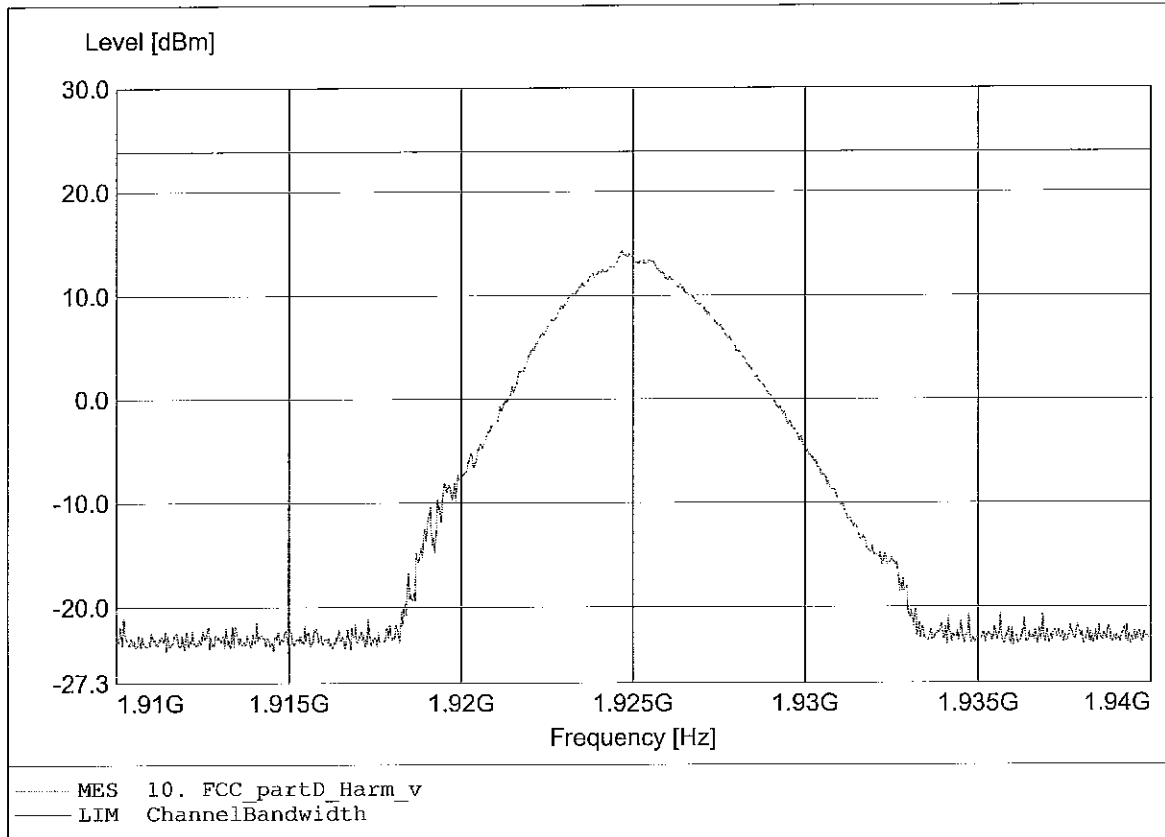
Approval Holder: GN Netcom A/S  
EUT: UPCS base  
Model: GN 9125 base / Ch.: 4 / antenna 0  
Operator: Eurofins ETS Product Service GmbH / Mr. Cersovsky  
Test Conditions: 25°C / Unom.: 120 V ~ (switching power supply)  
Test Specification: Fully anechoic chamber / mode: Tx  
Comment 1: Dist.: 3m, Ant.: HL 025,  
Comment 2: Freq:1.921GHz Pmax:13.96dBm RBW: 5 MHz



**Peak Transmit Power, Radiated**

**FCC RULES PART 15, SUBPART D**

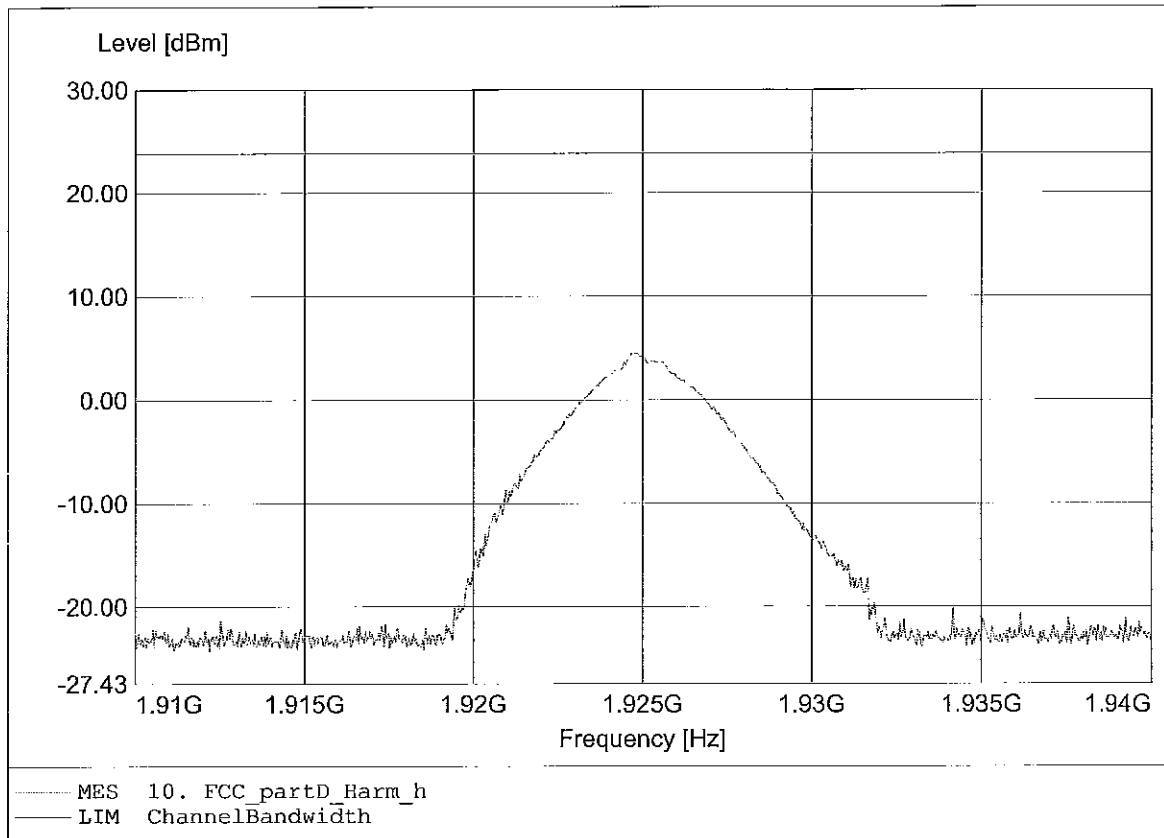
Approval Holder: GN Netcom A/S  
EUT: UPCS base  
Model: GN 9125 base / Ch.: 2 / antenna 0  
Operator: Eurofins ETS Product Service GmbH / Mr. Cersovsky  
Test Conditions: 25°C / Unom.: 120 V ~ (switching power supply)  
Test Specification: Fully anechoic chamber / mode: Tx  
Comment 1: Dist.: 3m, Ant.: HL 025,  
Comment 2: Freq:1.925GHz Pmax:14.26dBm RBW: 5 MHz



**Peak Transmit Power, Radiated**

**FCC RULES PART 15, SUBPART D**

Approval Holder: GN Netcom A/S  
EUT: UPCS base  
Model: GN 9125 base / Ch.: 2 / antenna 0  
Operator: Eurofins ETS Product Service GmbH / Mr. Cersovsky  
Test Conditions: 25°C / Unom.: 120 V ~ (switching power supply)  
Test Specification: Fully anechoic chamber / mode: Tx  
Comment 1: Dist.: 3m, Ant.: HL 025,  
Comment 2: Freq:1.925GHz Pmax:4.54dBm RBW: 5 MHz

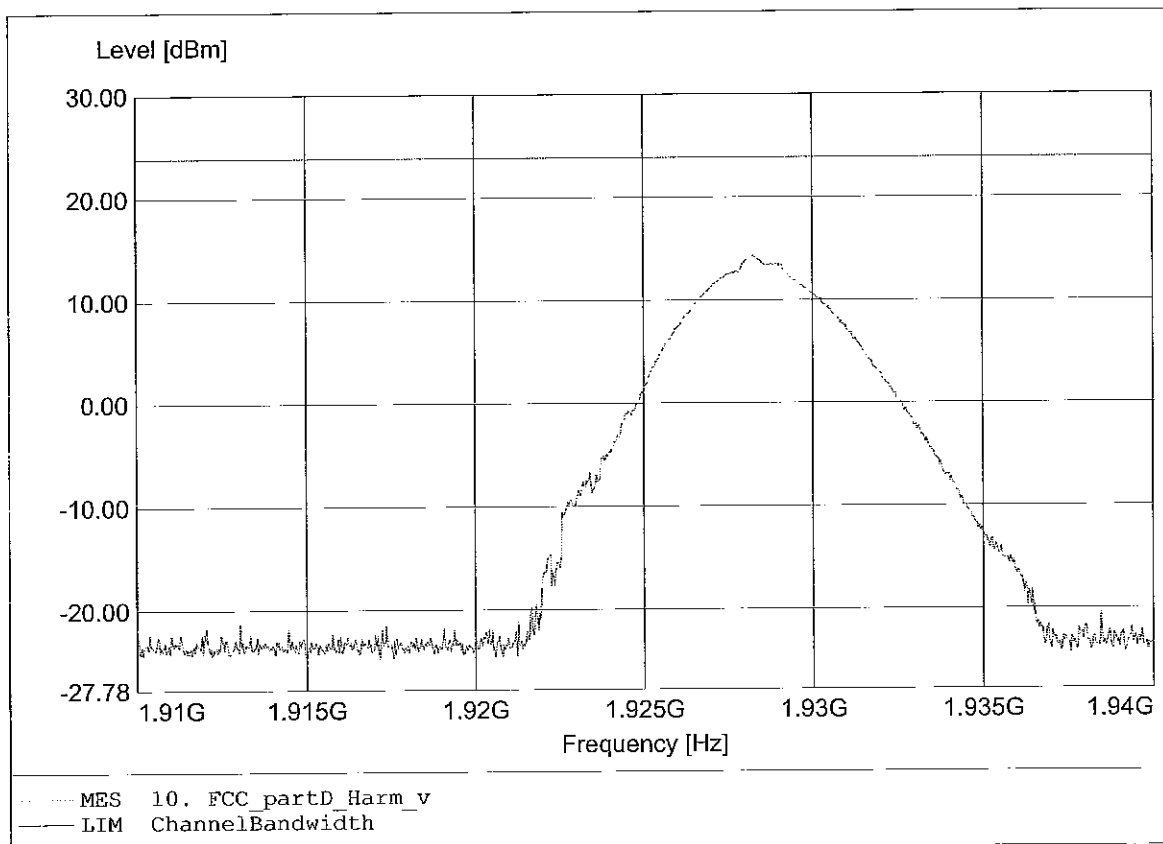




**Peak Transmit Power, Radiated**

**FCC RULES PART 15, SUBPART D**

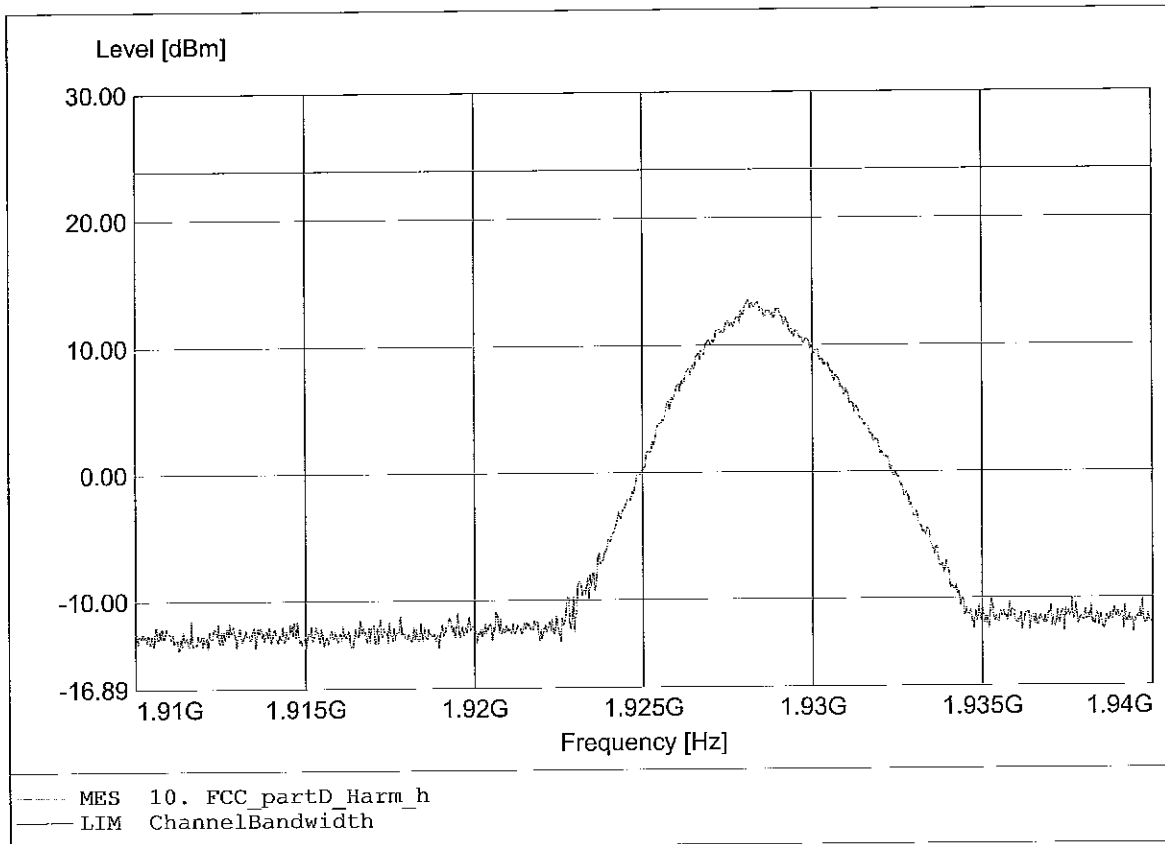
Approval Holder: GN Netcom A/S  
EUT: UPCS base  
Model: GN 9125 base / Ch.: 0 / antenna 0  
Operator: Eurofins ETS Product Service GmbH / Mr. Cersovsky  
Test Conditions: 25°C / Unom.: 120 V ~ (switching power supply)  
Test Specification: Fully anechoic chamber / mode: Tx  
Comment 1: Dist.: 3m, Ant.: HL 025,  
Comment 2: Freq:1.928GHz Pmax:14.35dBm RBW: 5 MHz



**Peak Transmit Power, Radiated**

**FCC RULES PART 15, SUBPART D**

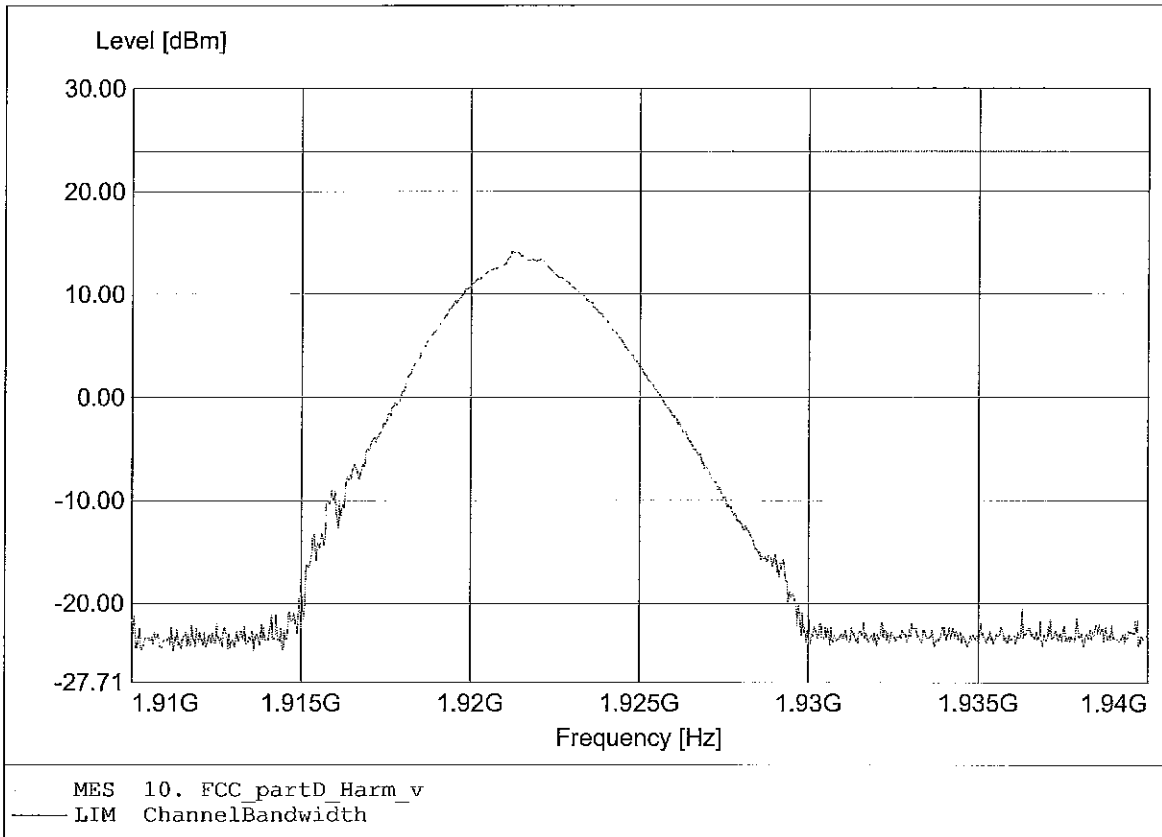
Approval Holder: GN Netcom A/S  
EUT: UPCS base  
Model: GN 9125 base / Ch.: 2 / antenna 0  
Operator: Eurofins ETS Product Service GmbH / Mr. Cersovsky  
Test Conditions: 25°C / Unom.: 120 V ~ (switching power supply)  
Test Specification: Fully anechoic chamber / mode: Tx  
Comment 1: Dist.: 3m, Ant.: HL 025,  
Comment 2: Freq:1.928GHz Pmax:13.60dBm RBW: 5 MHz



**Peak Transmit Power, Radiated**

**FCC RULES PART 15, SUBPART D**

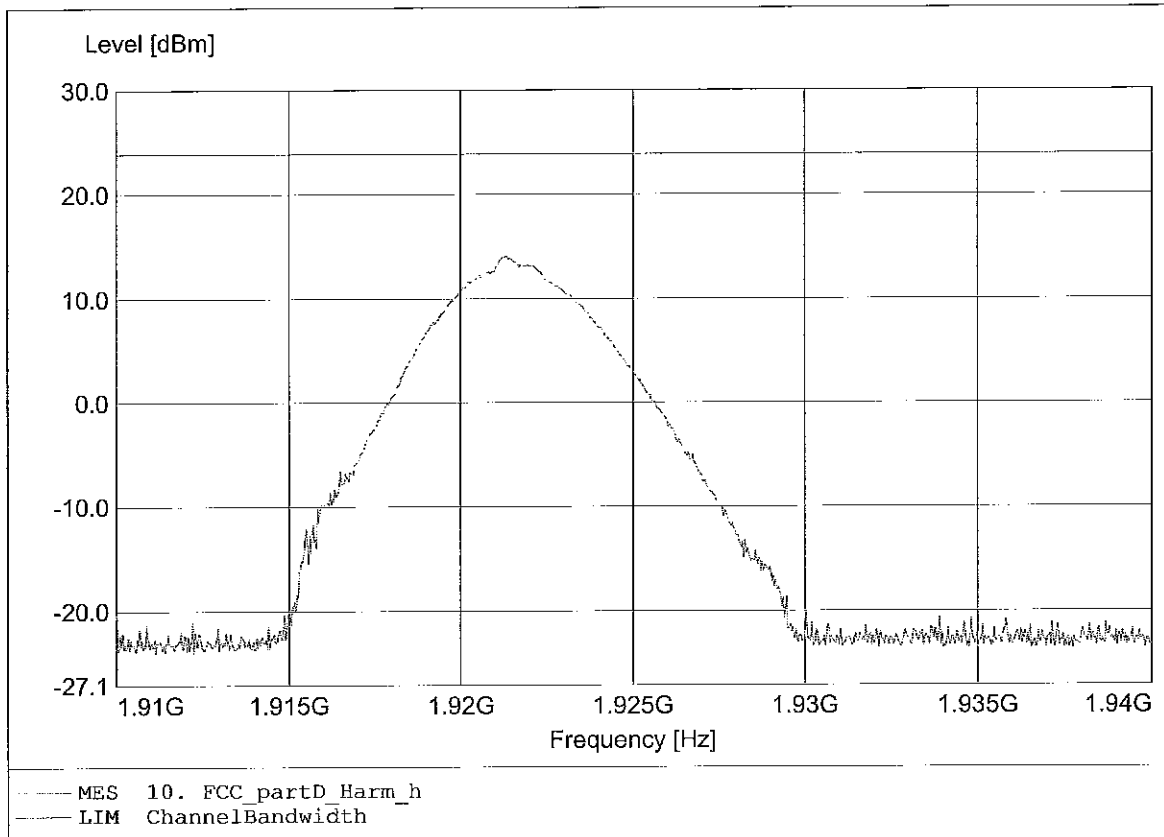
Approval Holder: GN Netcom A/S  
EUT: UPCS base  
Model: GN 9125 base / Ch.: 4 / antenna 1  
Operator: Eurofins ETS Product Service GmbH / Mr. Cersovsky  
Test Conditions: 25°C / Unom.: 120 V ~ (switching power supply)  
Test Specification: Fully anechoic chamber / mode: Tx  
Comment 1: Dist.: 3m, Ant.: HL 025,  
Comment 2: Freq:1.921GHz Pmax:14.17dBm RBW: 5 MHz



**Peak Transmit Power, Radiated**

**FCC RULES PART 15, SUBPART D**

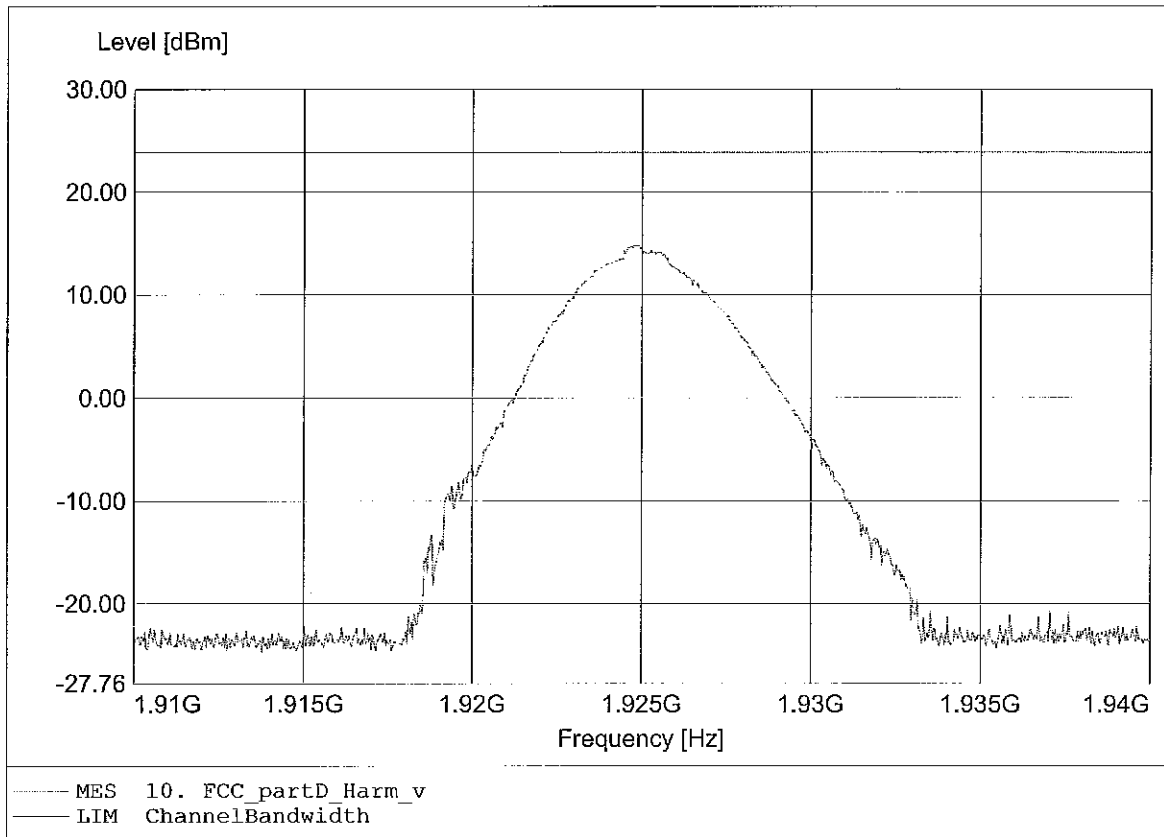
Approval Holder: GN Netcom A/S  
EUT: UPCS base  
Model: GN 9125 base / Ch.: 4 / antenna 1  
Operator: Eurofins ETS Product Service GmbH / Mr. Cersovsky  
Test Conditions: 25°C / Unom.: 120 V ~ (switching power supply)  
Test Specification: Fully anechoic chamber / mode: Tx  
Comment 1: Dist.: 3m, Ant.: HL 025,  
Comment 2: Freq:1.921GHz Pmax:14.11dBm RBW: 5 MHz



**Peak Transmit Power, Radiated**

**FCC RULES PART 15, SUBPART D**

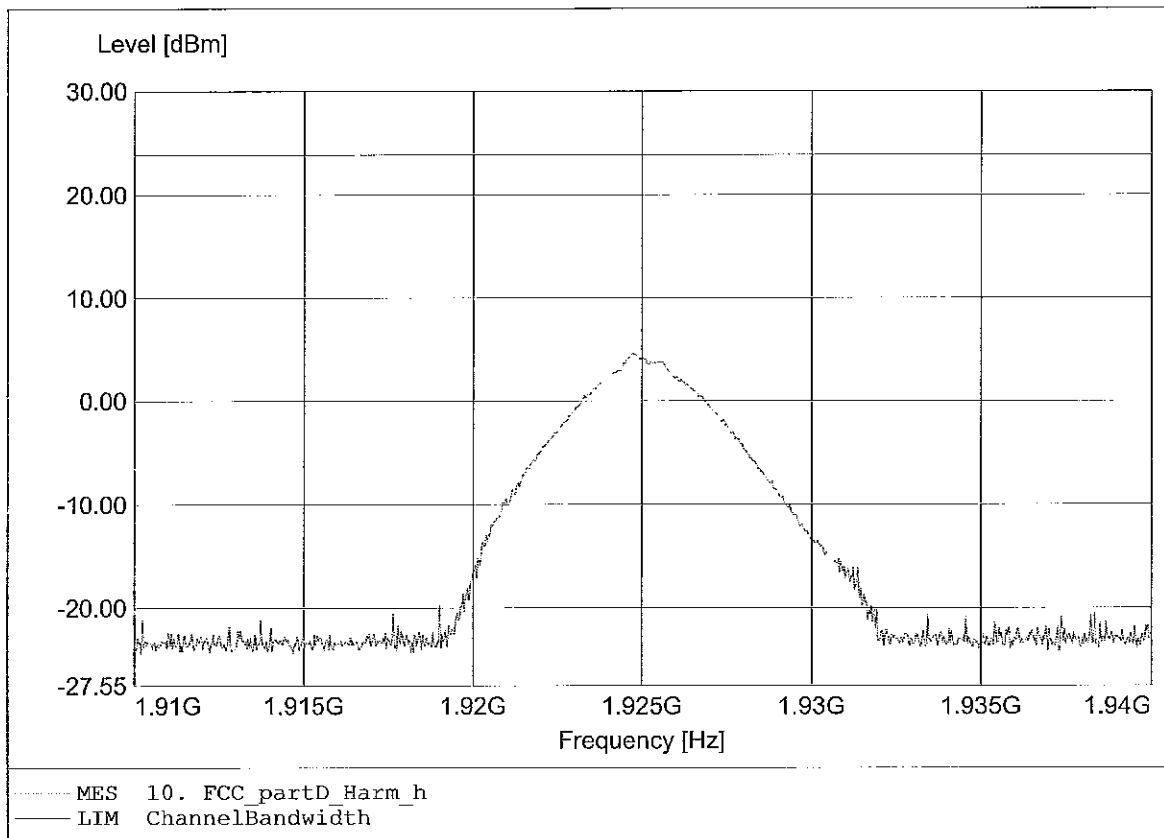
Approval Holder: GN Netcom A/S  
EUT: UPCS base  
Model: GN 9125 base / Ch.: 2 / antenna 1  
Operator: Eurofins ETS Product Service GmbH / Mr. Cersovsky  
Test Conditions: 25°C / Unom.: 120 V ~ (switching power supply)  
Test Specification: Fully anechoic chamber / mode: Tx  
Comment 1: Dist.: 3m, Ant.: HL 025,  
Comment 2: Freq:1.925GHz Pmax:14.85dBm RBW: 5 MHz



**Peak Transmit Power, Radiated**

**FCC RULES PART 15, SUBPART D**

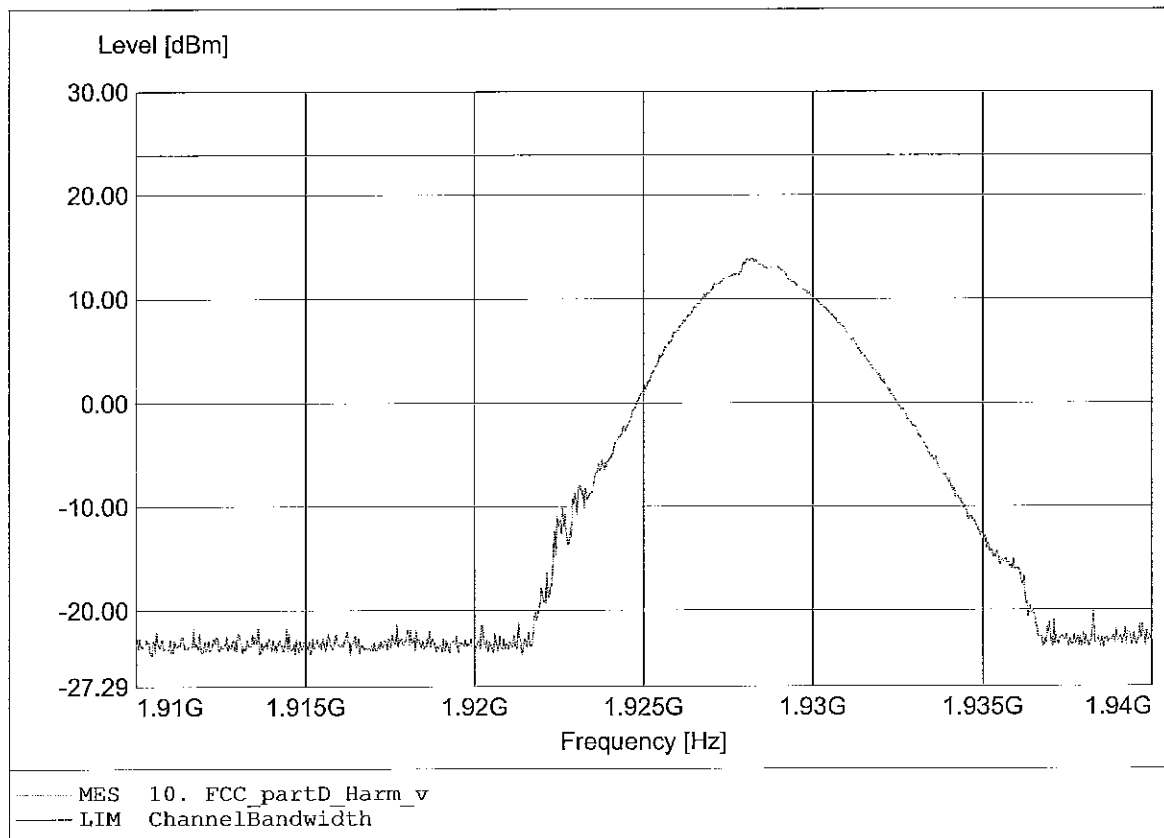
Approval Holder: GN Netcom A/S  
EUT: UPCS base  
Model: GN 9125 base / Ch.: 2 / antenna 1  
Operator: Eurofins ETS Product Service GmbH / Mr. Cersovsky  
Test Conditions: 25°C / Unom.: 120 V ~ (switching power supply)  
Test Specification: Fully anechoic chamber / mode: Tx  
Comment 1: Dist.: 3m, Ant.: HL 025,  
Comment 2: Freq:1.925GHz Pmax:4.64dBm RBW: 5 MHz



**Peak Transmit Power, Radiated**

**FCC RULES PART 15, SUBPART D**

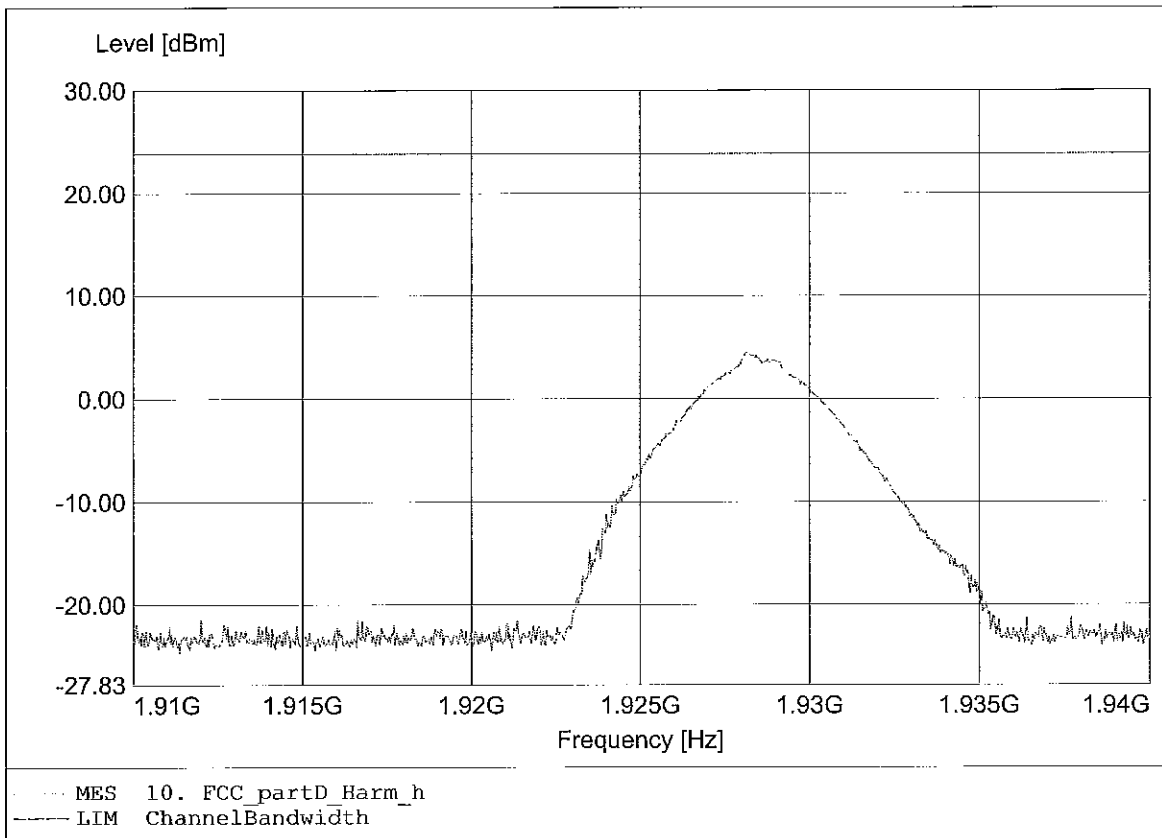
Approval Holder: GN Netcom A/S  
EUT: UPCS base  
Model: GN 9125 base / Ch.: 0 / antenna 1  
Operator: Eurofins ETS Product Service GmbH / Mr. Cersovsky  
Test Conditions: 25°C / Unom.: 120 V ~ (switching power supply)  
Test Specification: Fully anechoic chamber / mode: Tx  
Comment 1: Dist.: 3m, Ant.: HL 025,  
Comment 2: Freq:1.928GHz Pmax:13.94dBm RBW: 5 MHz



**Peak Transmit Power, Radiated**

**FCC RULES PART 15, SUBPART D**

Approval Holder: GN Netcom A/S  
EUT: UPCS base  
Model: GN 9125 base / Ch.: 0 / antenna 1  
Operator: Eurofins ETS Product Service GmbH / Mr. Cersovsky  
Test Conditions: 25°C / Unom.: 120 V ~ (switching power supply)  
Test Specification: Fully anechoic chamber / mode: Tx  
Comment 1: Dist.: 3m, Ant.: HL 025,  
Comment 2: Freq:1.928GHz Pmax:4.51dBm RBW: 5 MHz





## **Annex G**

Monitoring threshold







Test case                                      Rev. Draft ANSI\_7.3.3\_least\_interfered\_channel.xml  
                                                             Date 22.05.2008 11:50:42  
 Reference to the EUT                          G0M20805-1795 / GN9125 UPCS  
  
 Comment:                                         7.3.3\_d  
  
                                                             UPCS Base + Headset  
                                                             GN Netcom A/S

The LOG table shows the level changes on each Channel of the transmission system

Time stamp	1921.536 MHz	1923.264 MHz	1924.992 MHz	1926.720 MHz	1928.448 MHz	Comment
	Peak in dBm RMS in dBm	Peak in dBm RMS in dBm	Peak in dBm RMS in dBm	Peak in dBm RMS in dBm	Peak in dBm RMS in dBm	
00:25:29.5312500	-86 -96	-87,4 -96,3	-85,8 -96,2	-86,8 -96,4	-85,8 -96,4	Interferer off
00:25:38.1406250	-61,6 -62	-61,4 -61,7	-61,4 -61,8	-78 -81	-82,1 -87,5	Interferer on
00:26:19.0937500	-61,6 -62,1	-58,7 -61,9	-56,7 -61,9	-50,1 -78	-22,1 -45,5	OK 1
00:26:25.7968750	-61,6 -62	-61,3 -61,7	-61,4 -61,8	-77,8 -81	-81,5 -87,5	
00:26:33.3125000	-61,5 -62	-61,3 -61,8	-61,4 -61,8	-71,8 -81	-22,2 -46,5	OK 2
00:26:39.0468750	-61,6 -62	-61,3 -61,7	-61,4 -61,8	-77,8 -80,9	-82,4 -87,6	
00:26:46.4531250	-61,6 -62	-61,3 -61,8	-61,3 -61,8	-50 -77,9	-22,3 -45,3	OK 3
00:26:52.3125000	-61,6 -62	-61,3 -61,7	-61,4 -61,8	-77,8 -80,9	-81,4 -87,5	
00:26:59.6562500	-61,6 -62,1	-59,3 -61,8	-56,8 -61,9	-72,3 -81,1	-22,1 -45,5	OK 4
00:27:02.9218750	-61,6 -62	-61,3 -61,7	-61,4 -61,8	-78 -81	-82,5 -87,5	
00:27:09	-61,6 -62,1	-61,3 -61,8	-61,4 -61,8	-68 -80,9	-22,3 -45,6	OK 5

---

Measurement diagram

---



## Annex H

Monitoring of intended transmit window and maximum reaction time





Test case Rev. Draft ANSI\_7.5\_reaction\_time\_high\_ch.xml  
 Date 22.05.2008 13:43:34  
 Reference to the EUT G0M20805-1795 / GN9125 UPCS  
 Comment: 7.5\_high\_ch = 50/35us  
 UPCS Base + Headset  
 GN Netcom A/S

The LOG table shows the level changes on each Channel of the transmission system

Time stamp	1921.536 MHz	1923.264 MHz	1924.992 MHz	1926.720 MHz	1928.448 MHz	Comment
	Peak in dBm RMS in dBm	Peak in dBm RMS in dBm	Peak in dBm RMS in dBm	Peak in dBm RMS in dBm	Peak in dBm RMS in dBm	
02:20:47.3750000	-75,4 -85,3	-74,5 -85,2	-75,5 -85,1	-75,9 -85,2	-75,9 -85,2	Interferer off
02:20:58.4218750	-19,7 -46,2	-27,7 -55,6	-52,3 -78,4	-67,4 -85,2	-75,6 -85,1	Dummy on channel 4
02:21:48.5937500	-57,9 -59	-57,7 -58,8	-57,6 -58,8	-57,9 -59,1	-52,3 -62,5	50 µs interferer on, dummy release
02:22:51.1562500	-31,2 -54,9	-34,1 -55,1	-20,1 -45,9	-27,9 -53,5	-46,6 -58,3	Interferer off Dummy on ch.2
02:23:11.1875000	-57,9 -59,1	-57,7 -58,8	-57,8 -58,9	-56,8 -59,1	-46,7 -58,2	35 µs interferer on, dummy release

---

 Measurement diagram
 

---

## Annex I

Monitoring bandwidth







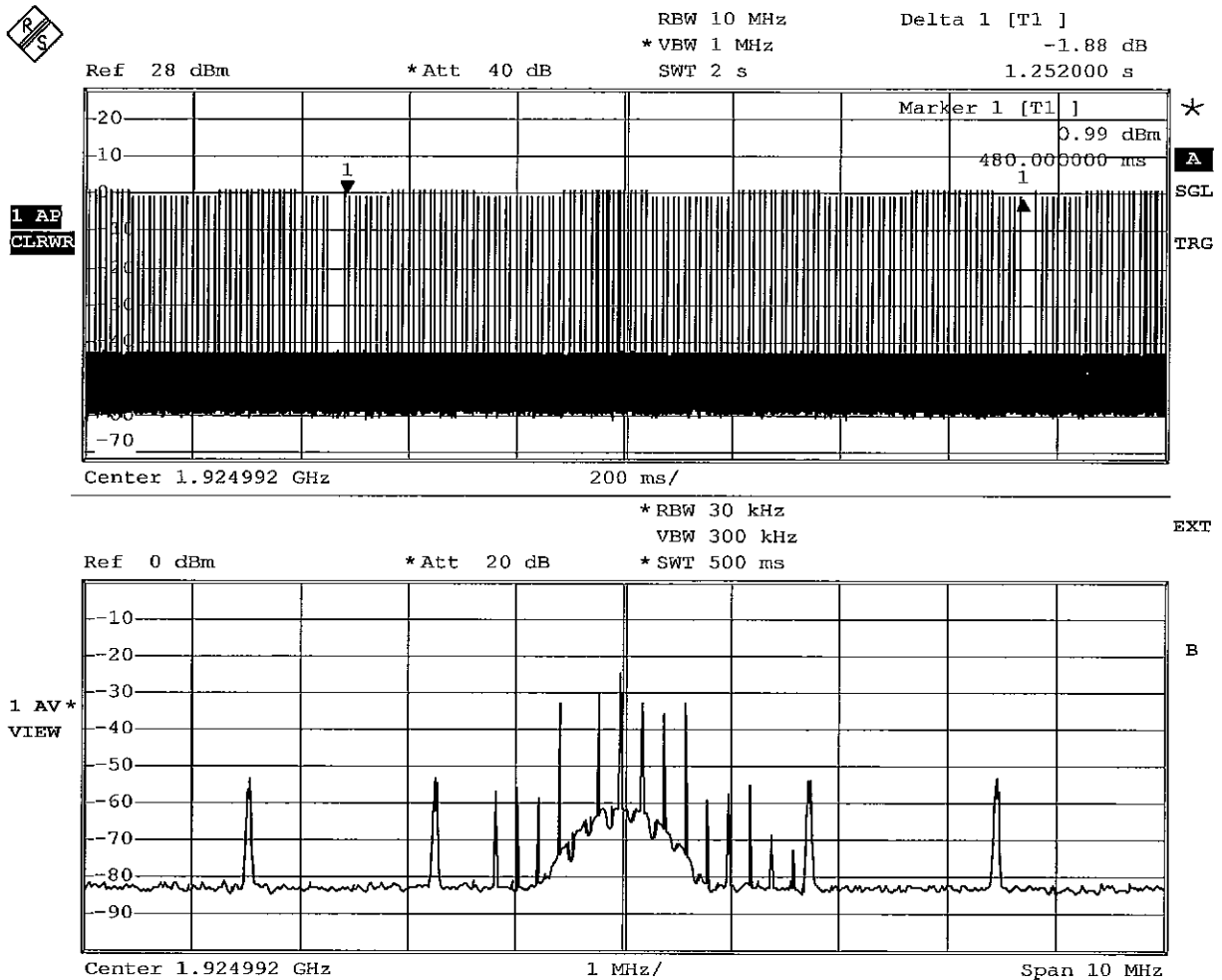


## **Annex J**

Connection acknowledgement

**ANSI C63.17-2006 Rev. Draft ANSI 8.1.1 Access criteria test interval  
UPCS1900**

EUT	UPCS Base + Headset
Model	GN9125 UPCS
Approval Holder	GN Netcom A/S
Temperature / Voltage	23°C / Vnom
Test Site / Operator	ETS / Mr. Treffke
Test Specification	ANSI C63.17-2006 Rev. Draft ANS 8.1.1 Access criteria test interval
Comment 1	The interval between access criteria tests
Comment 2	Measurement result: 1.25 sec
Comment 3	Verdict: PASS



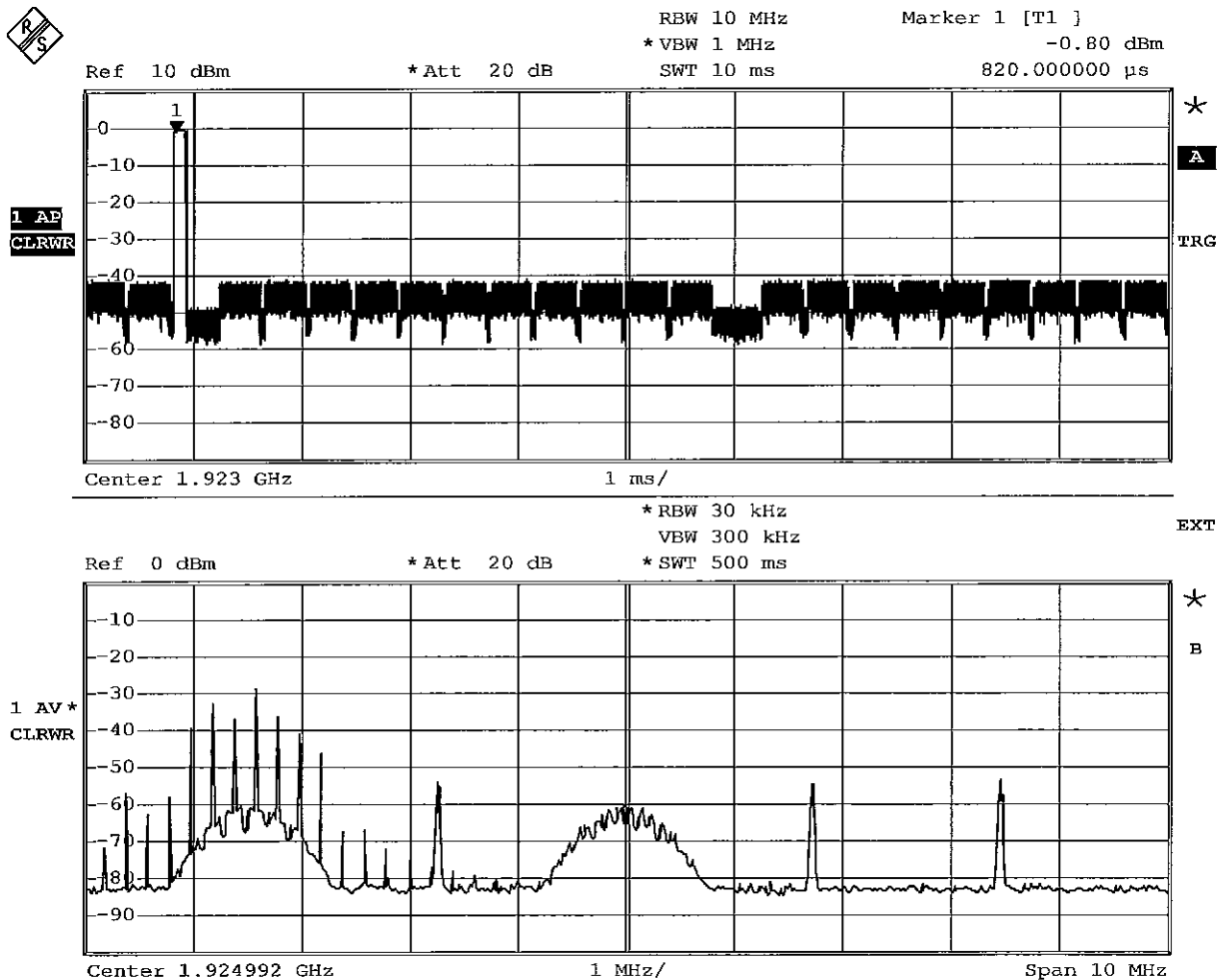
Comment: Ansi C63.17-1998 6.1.6.2  
 Date: 22.MAY.2008 13:52:01

## Measurement diagram



**ANSI C63.17-2006 Rev. Draft ANSI 8.1.2 Access criteria functional test  
UPCS1900**

EUT	UPCS Base + Headset
Model	GN9125 UPCS
Approval Holder	GN Netcom A/S
Temperature / Voltage	23°C / Vnom
Test Site / Operator	ETS / Mr. Treffke
Test Specification	ANSI C63.17-2006 Rev. Draft ANSI 8.1.2 Access criteria functional test
Comment 1	initial condition
Comment 2	Connection at channel 4, in time slot 2 (820 $\mu$ s)
Comment 3	

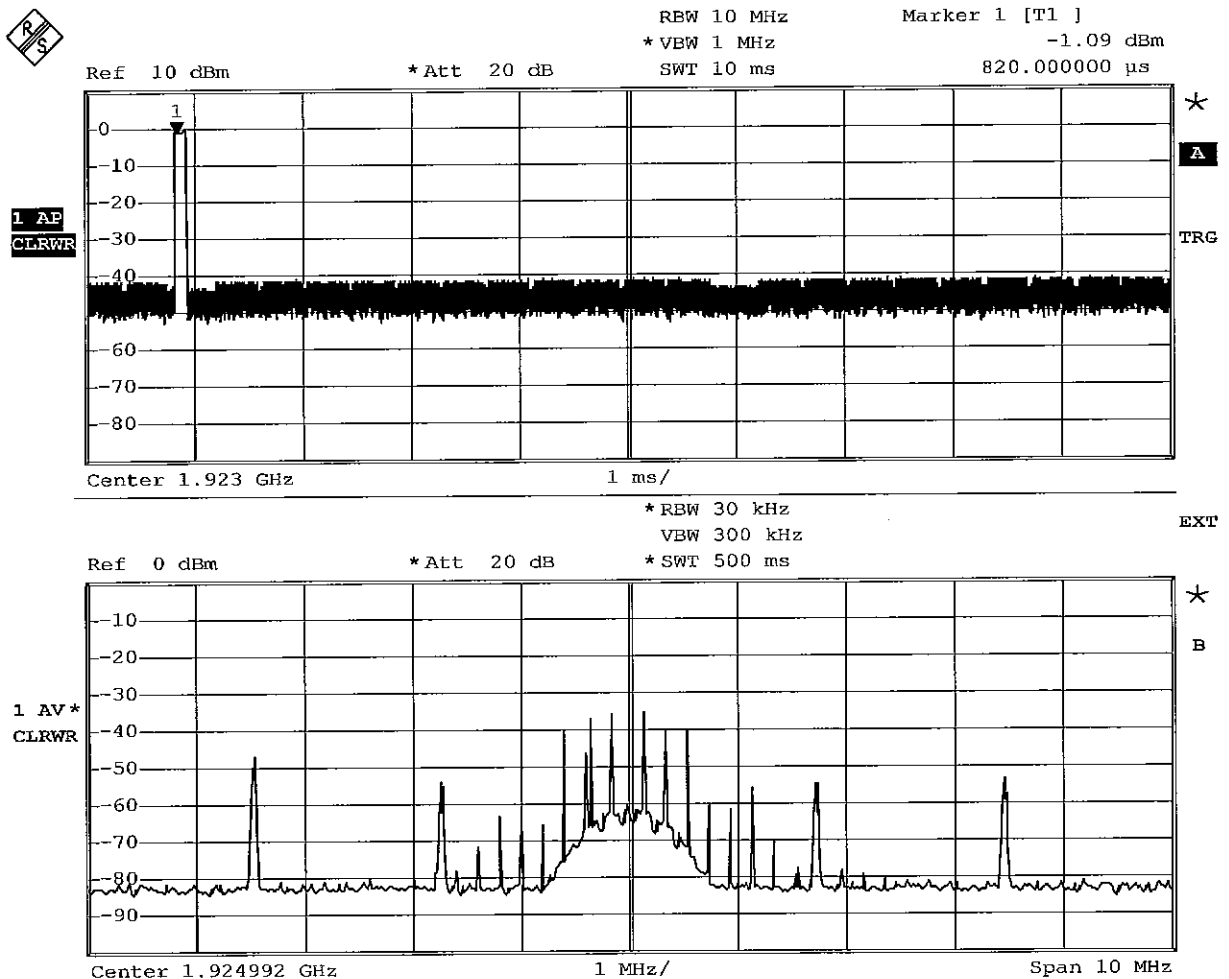


Comment: Ansi C63.17-1998 6.1.6.2  
Date: 22.MAY.2008 14:32:26

## Measurement diagram

**ANSI C63.17-2006 Rev. Draft ANSI 8.1.2 Access criteria functional test  
UPCS1900**

EUT	UPCS Base + Headset
Model	GN9125 UPCS
Approval Holder	GN Netcom A/S
Temperature / Voltage	23°C / Vnom
Test Site / Operator	ETS / Mr. Treffke
Test Specification	ANSI C63.17-2006 Rev. Draft ANSI 8.1.2 Access criteria functional test
Comment 1	CW interference on ch 4 (initial traffic channel)
Comment 2	after the next pause
Comment 3	New connection at channel 2 , in time slot 2 (820 µs)



Comment: Ansi C63.17-1998 6.1.6.2  
Date: 22.MAY.2008 14:34:10

**Measurement diagram**



## Annex K

Selected channel



## Annex L

Emissions inside and outside the sub-band



# FCC Part 15.323(d.2) In-band unwanted emission

## Testprocedure ANSI 63.17-2006 6.1.6.1 UPCS

EUT	UPCS Base + Headset
Model	GN9125 UPCS
Applicant	GN Netcom A/S
Temperature	23°C
Test Site / Operator	Eurofins ETS Product Service GmbH
Test Specification	6.1.6.1 In-band unwanted emission

1.448MHz



In-band unwanted emis

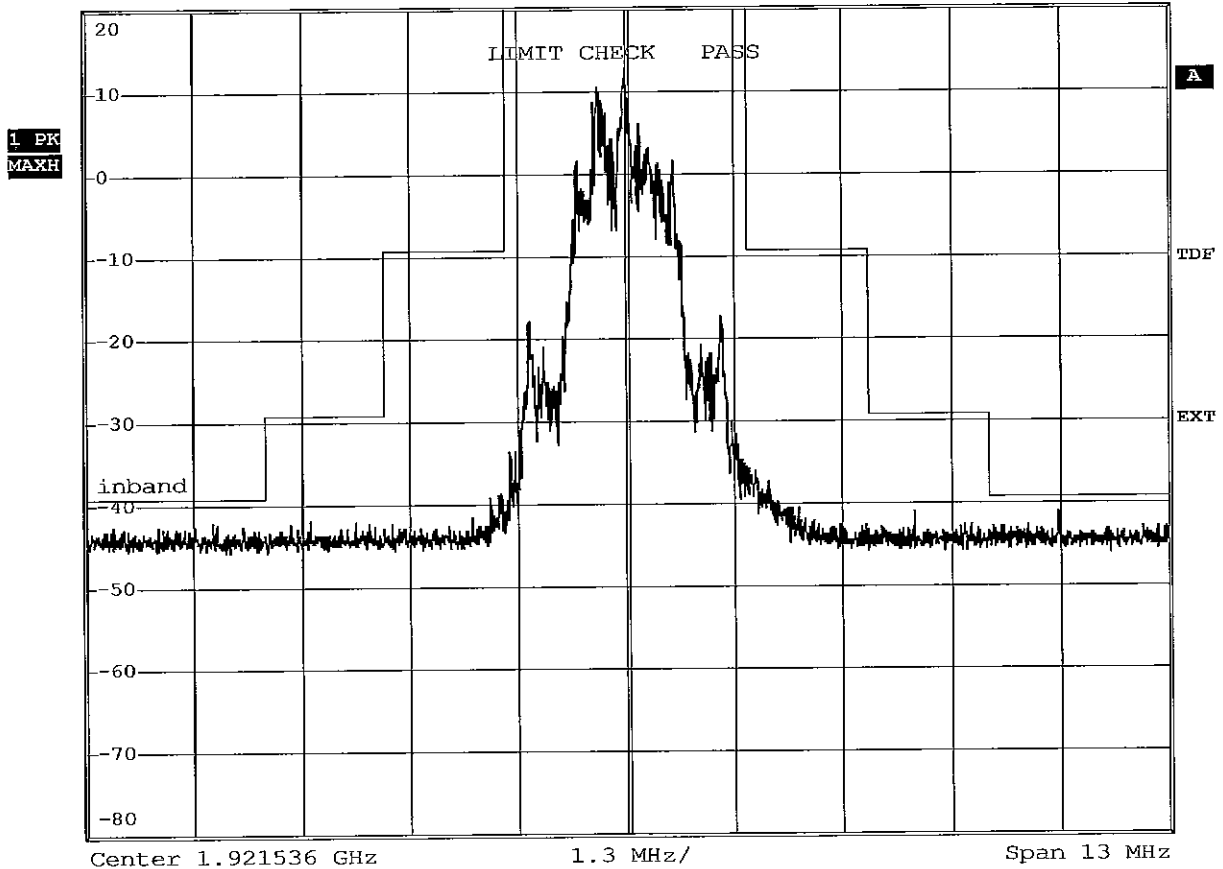
\*RBW 10 kHz

\*VBW 30 kHz

Ref 20 dBm

\*Att 30 dB

\*SWT 23 s



Comment: Ansi C63.17-2006 6.1.6.1  
 Date: 22.MAY.2008 09:33:51

### Measurement diagram



# FCC Part 15.323(d.2) In-band unwanted emission

## Testprocedure ANSI 63.17-2006 6.1.6.1 UPCS

EUT	UPCS Base + Headset
Model	GN9125 UPCS
Applicant	GN Netcom A/S
Temperature	23°C
Test Site / Operator	Eurofins ETS Product Service GmbH
Test Specification	6.1.6.1 In-band unwanted emission

1.448MHz



In-band unwanted emis

\*RBW 10 kHz

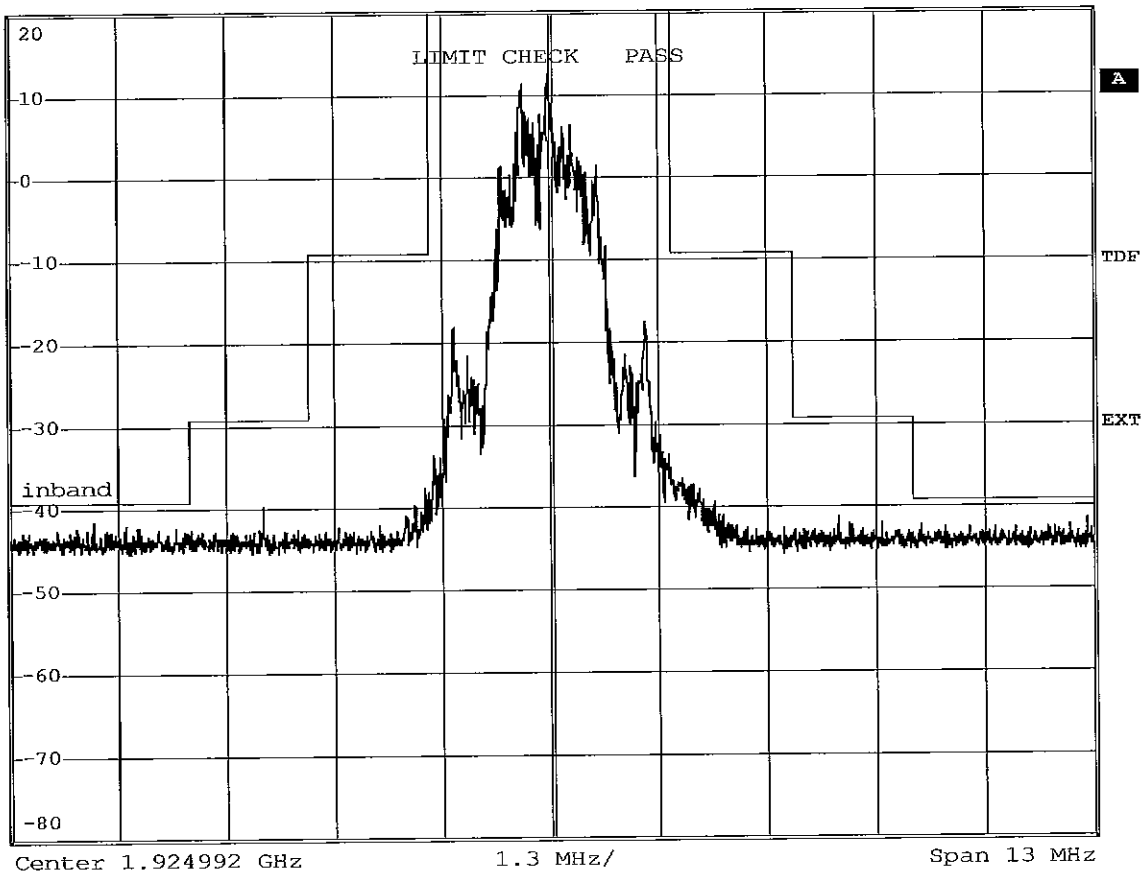
\*VBW 30 kHz

Ref 20 dBm

\*Att 30 dB

\*SWT 23 s

1 PK  
MAXH



Comment: Ansi C63.17-2006 6.1.6.1

Date: 22.MAY.2008 09:44:09

Measurement diagram



## FCC Part 15.323(d.2) In-band unwanted emission

### Testprocedure ANSI 63.17-2006 6.1.6.1 UPCS

EUT	UPCS Base + Headset
Model	GN9125 UPCS
Applicant	GN Netcom A/S
Temperature	23°C
Test Site / Operator	Eurofins ETS Product Service GmbH
Test Specification	6.1.6.1 In-band unwanted emission

1.448MHz



In-band unwanted emis

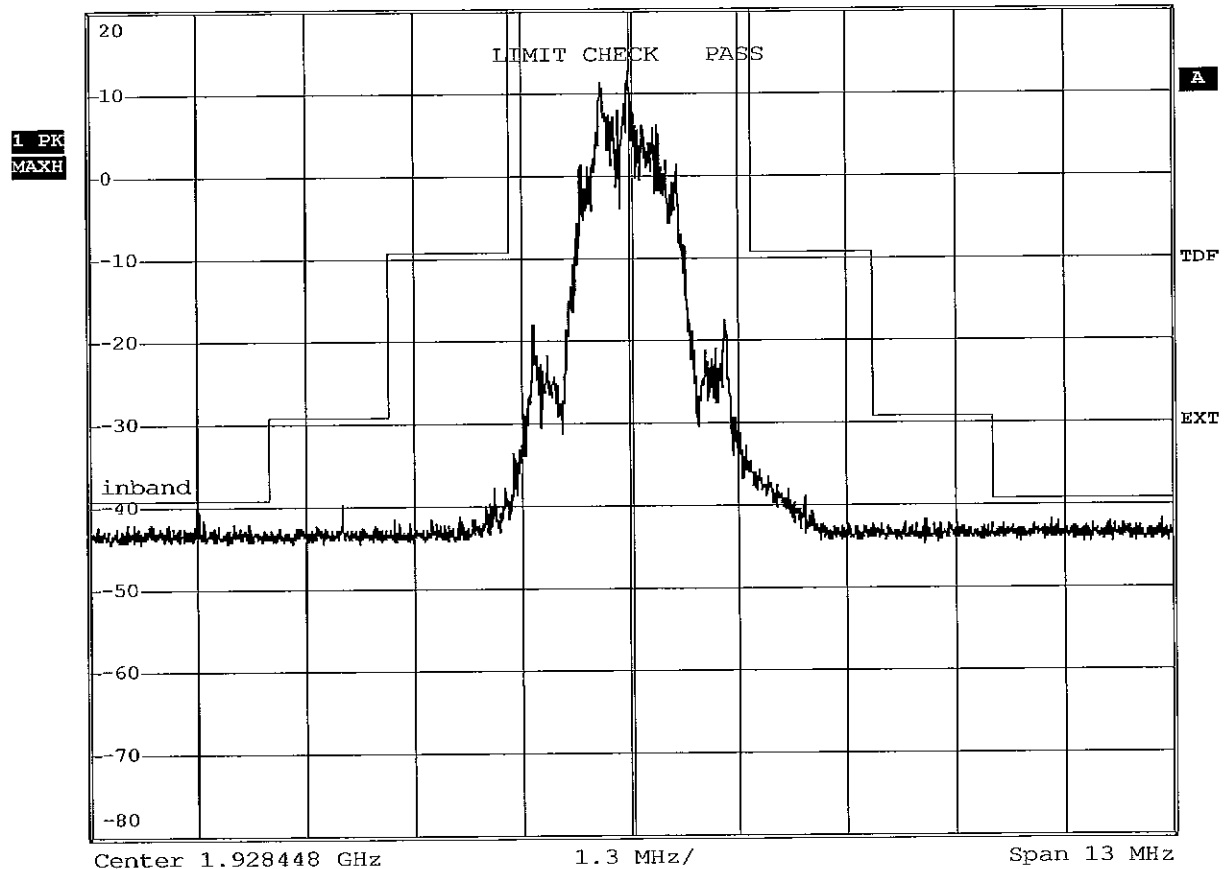
\* RBW 10 kHz

\* VBW 30 kHz

\* SWT 23 s

Ref 20 dBm

\* Att 30 dB



Comment: Ansi C63.17-2006 6.1.6.1

Date: 22.MAY.2008 10:20:22

Measurement diagram

Eurofins ETS Product Service GmbH  
 Storkower Str. 38c, D-15526 Reichenwalde, Germany



# FCC Part 15.323(d.1) Out-of-band emission

## Testprocedure ANSI 63.17-2006 6.1.6.2 UPCS

EUT	UPCS Base + Headset
Model	GN9125 UPCS
Applicant	GN Netcom A/S
Temperature	23°C
Test Site / Operator	Eurofins ETS Product Service GmbH
Test Specification	6.1.6.2 Out-of-band emission

measurement on the lowest carrier  
Carrier=1921.536MHz



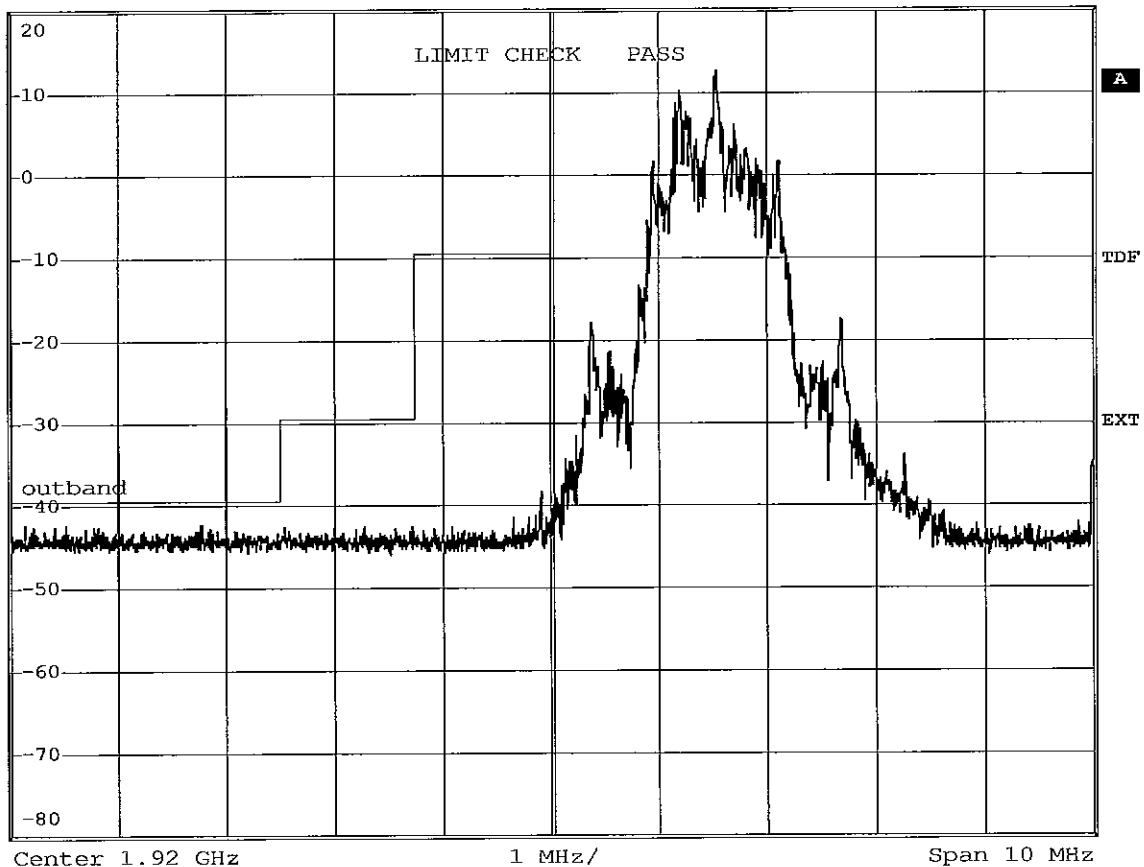
Out-of-band emission

\* RBW 10 kHz  
\* VBW 30 kHz  
\* SWT 23 s

Ref 20 dBm

\* Att 30 dB

1 PK  
MAXH



Comment: Ansi C63.17-2006 6.1.6.2  
Date: 22.MAY.2008 09:23:14

### Measurement diagram

## FCC Part 15.323(d.1) Out-of-band emission

### Testprocedure ANSI 63.17-2006 6.1.6.2 UPCS

EUT	UPCS Base + Headset
Model	GN9125 UPCS
Applicant	GN Netcom A/S
Temperature	23°C
Test Site / Operator	Eurofins ETS Product Service GmbH
Test Specification	6.1.6.2 Out-of-band emission

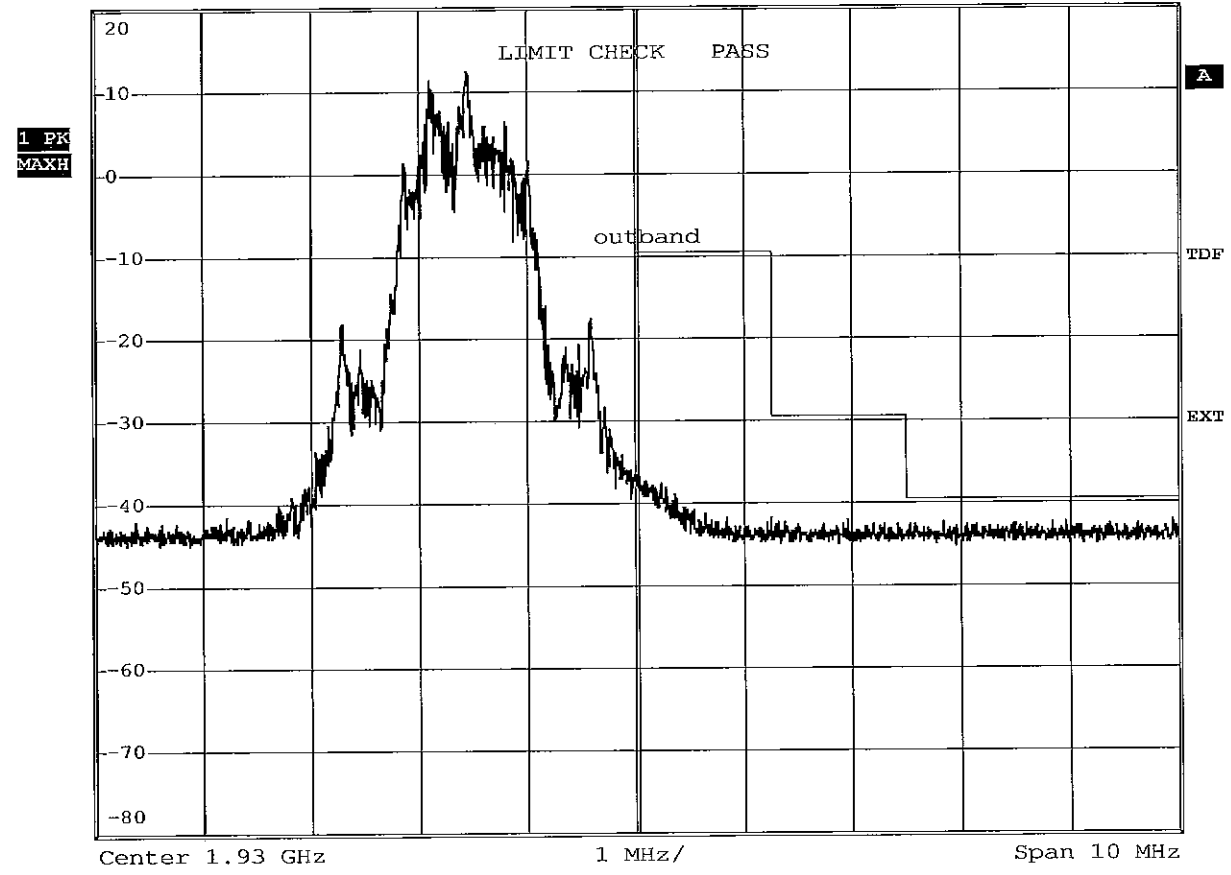
measurement on the highest carrier  
 Carrier=1928.448MHz



Out-of-band emission

\*RBW 10 kHz  
 \*VBW 30 kHz

Ref 20 dBm      \*Att 30 dB      \*SWT 23 s



Comment: Ansi C63.17-2006 6.1.6.2  
 Date: 22.MAY.2008 10:33:07

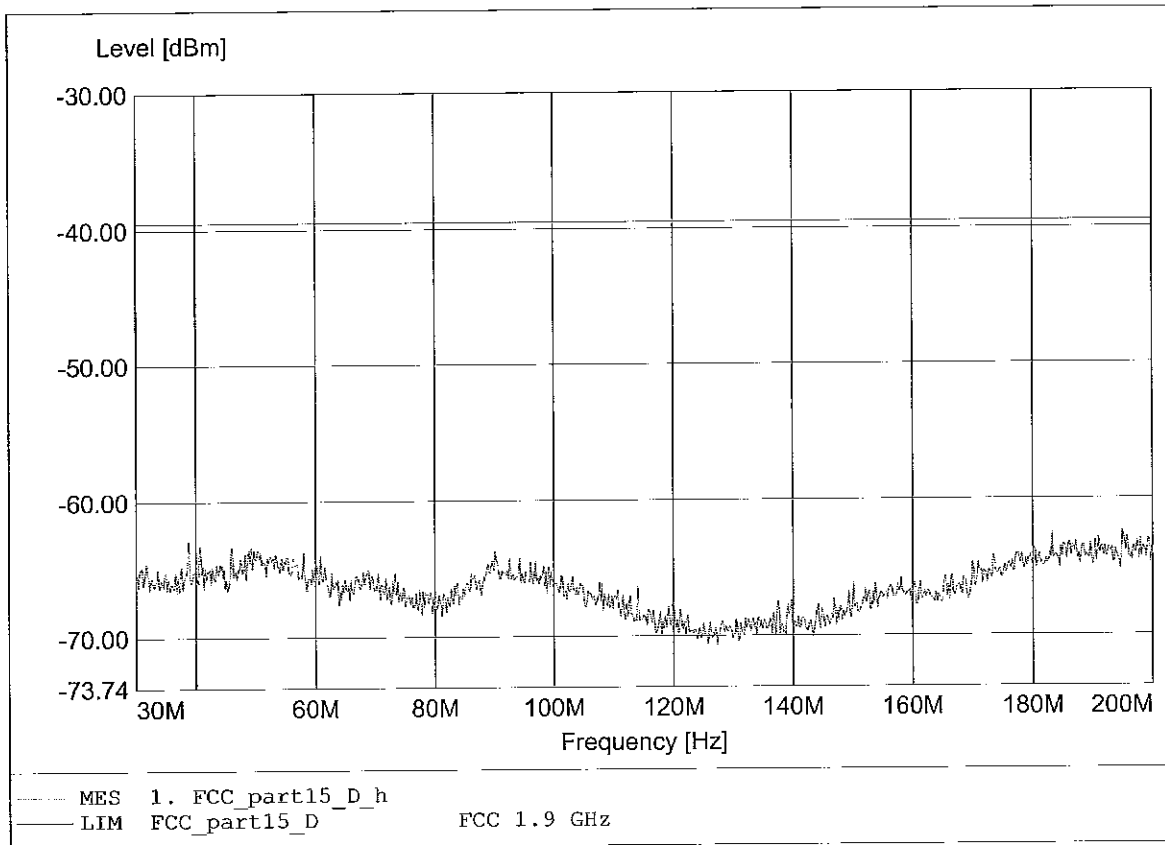
---

Measurement diagram

*Spurious emissions under normal conditions*

**FCC RULES PART 15, SUBPART D**

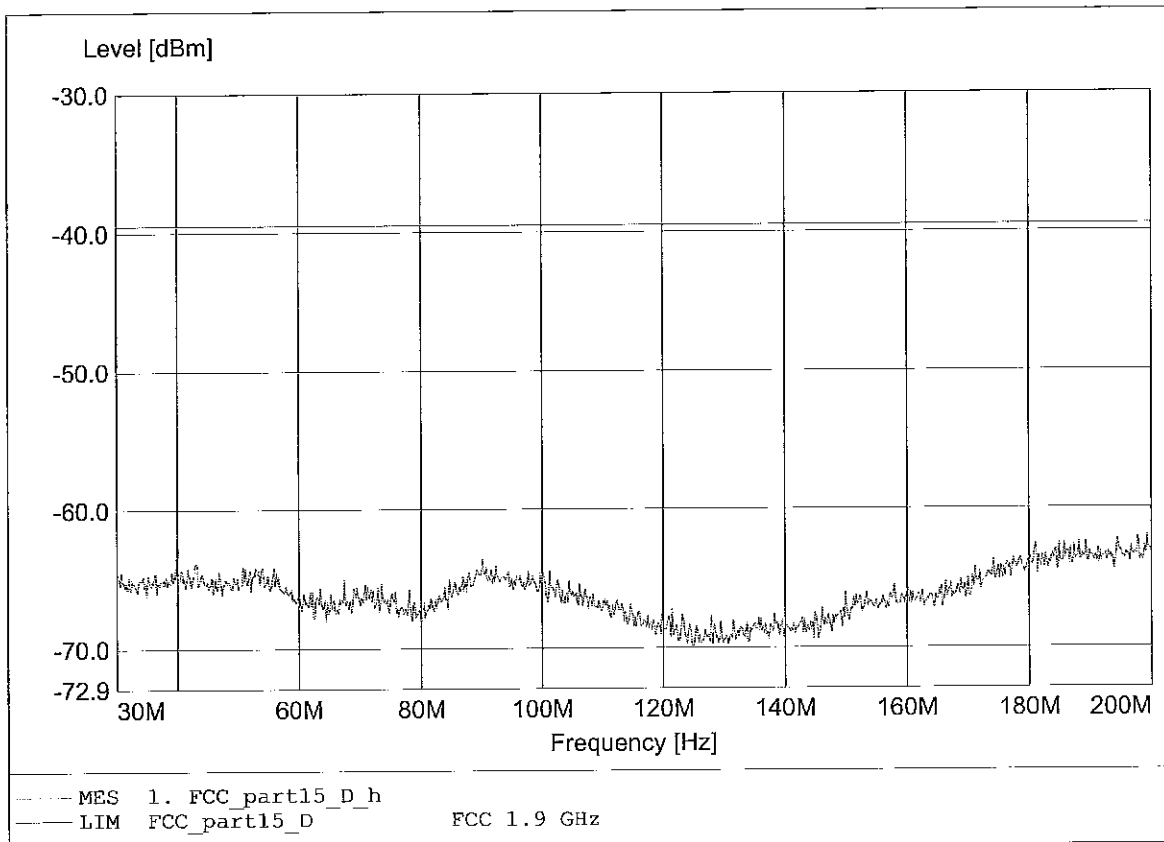
Approval Holder: GN Netcom A/S  
EUT: UPCS base  
Model: GN 9125 base / Ch.: 0; 4 / antenna 0  
Operator: Eurofins ETS Product Service GmbH / Mr. Cersovsky  
Test Conditions: 25°C / Unom.: 120 V ~ (switching power supply)  
Test Specification: Fully anechoic chamber / mode: Tx  
Comment 1: Dist.: 3m, Ant.: HK 116,  
Comment 2: Freq:194.900MHz Pmax:-62.25dBm RBW: 100 kHz



*Spurious emissions under normal conditions*

**FCC RULES PART 15, SUBPART D**

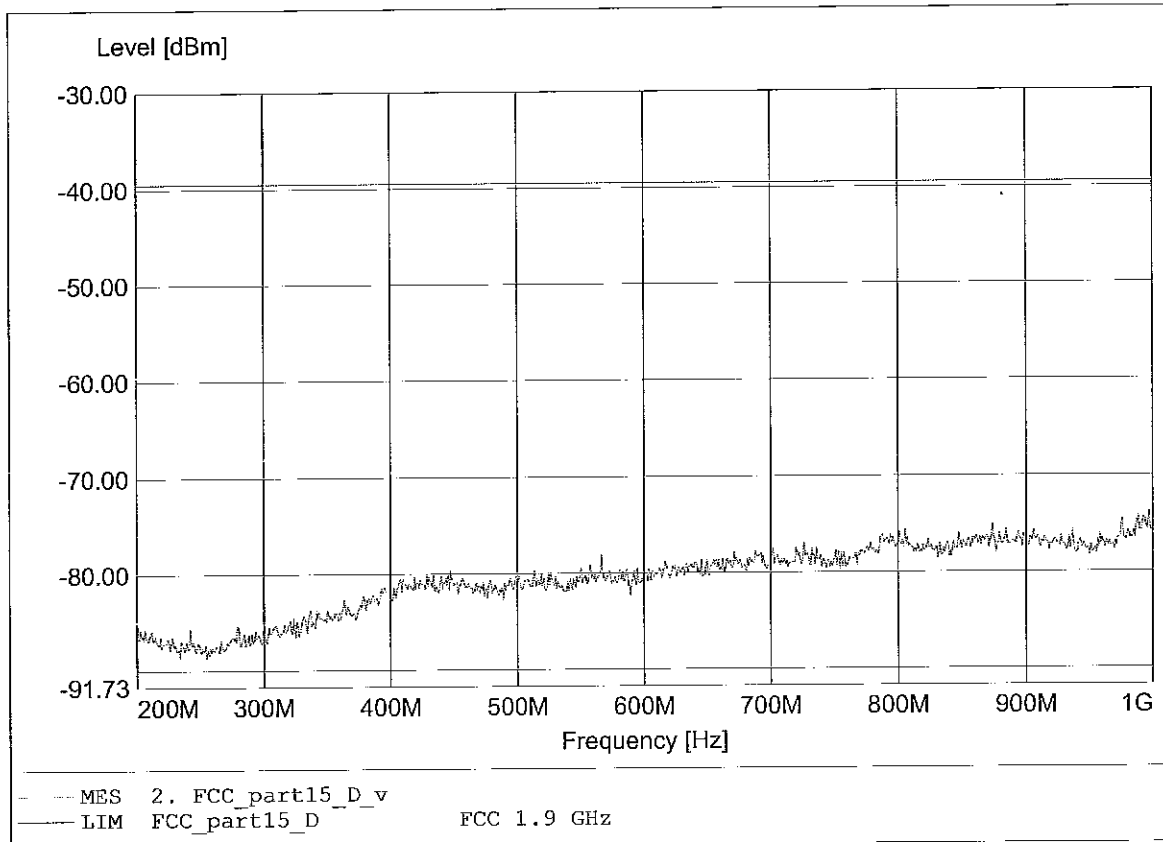
Approval Holder: GN Netcom A/S  
EUT: UPCS base  
Model: GN 9125 base / Ch.: 0; 4 / antenna 0  
Operator: Eurofins ETS Product Service GmbH / Mr. Cersovsky  
Test Conditions: 25°C / Unom.: 120 V ~ (switching power supply)  
Test Specification: Fully anechoic chamber / mode: Tx  
Comment 1: Dist.: 3m, Ant.: HK 116,  
Comment 2: Freq:199.244MHz Pmax:-61.88dBm RBW: 100 kHz



*Spurious emissions under normal conditions*

**FCC RULES PART 15, SUBPART D**

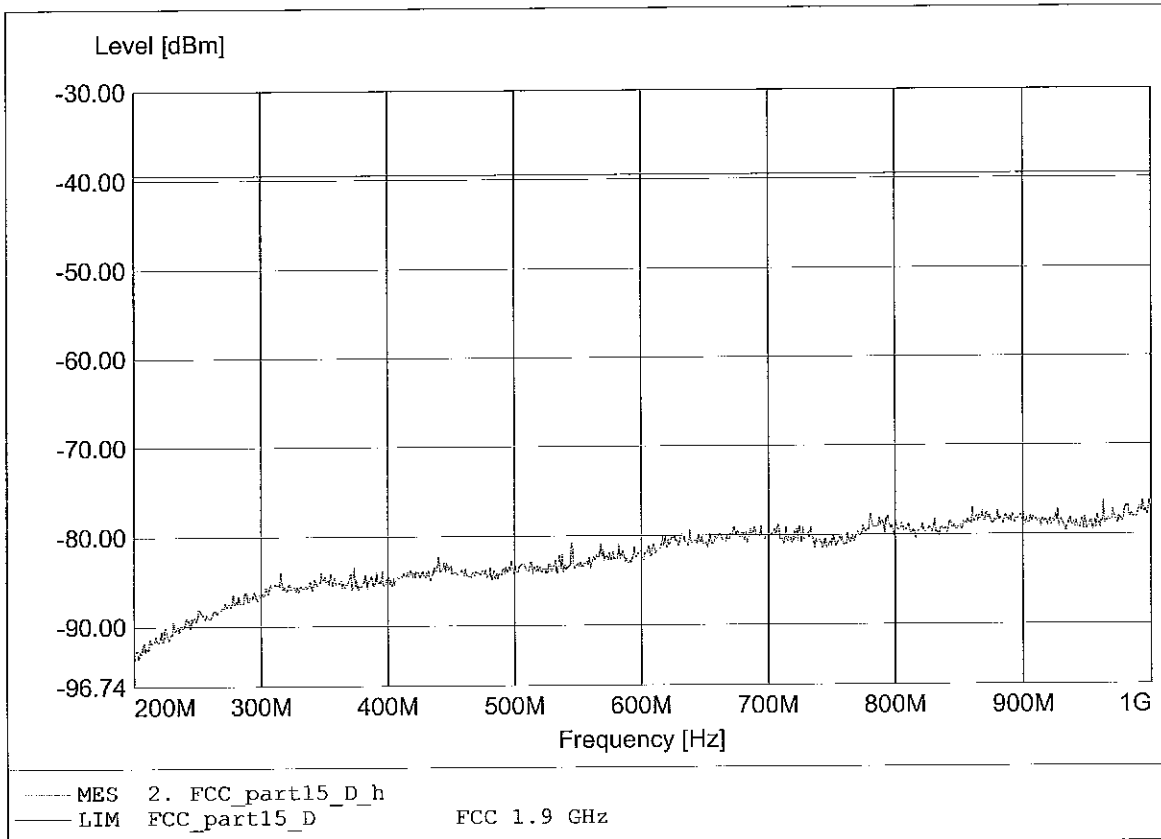
Approval Holder: GN Netcom A/S  
EUT: UPCS base  
Model: GN 9125 base / Ch.: 0; 4 / antenna 0  
Operator: Eurofins ETS Product Service GmbH / Mr. Cersovsky  
Test Conditions: 25°C / Unom.: 120 V ~ (switching power supply)  
Test Specification: Fully anechoic chamber / mode: Tx  
Comment 1: Dist.: 3m, Ant.: HL 223, ampl.  
Comment 2: Freq:997.333MHz Pmax:-73.76dBm RBW: 100 kHz



*Spurious emissions under normal conditions*

**FCC RULES PART 15, SUBPART D**

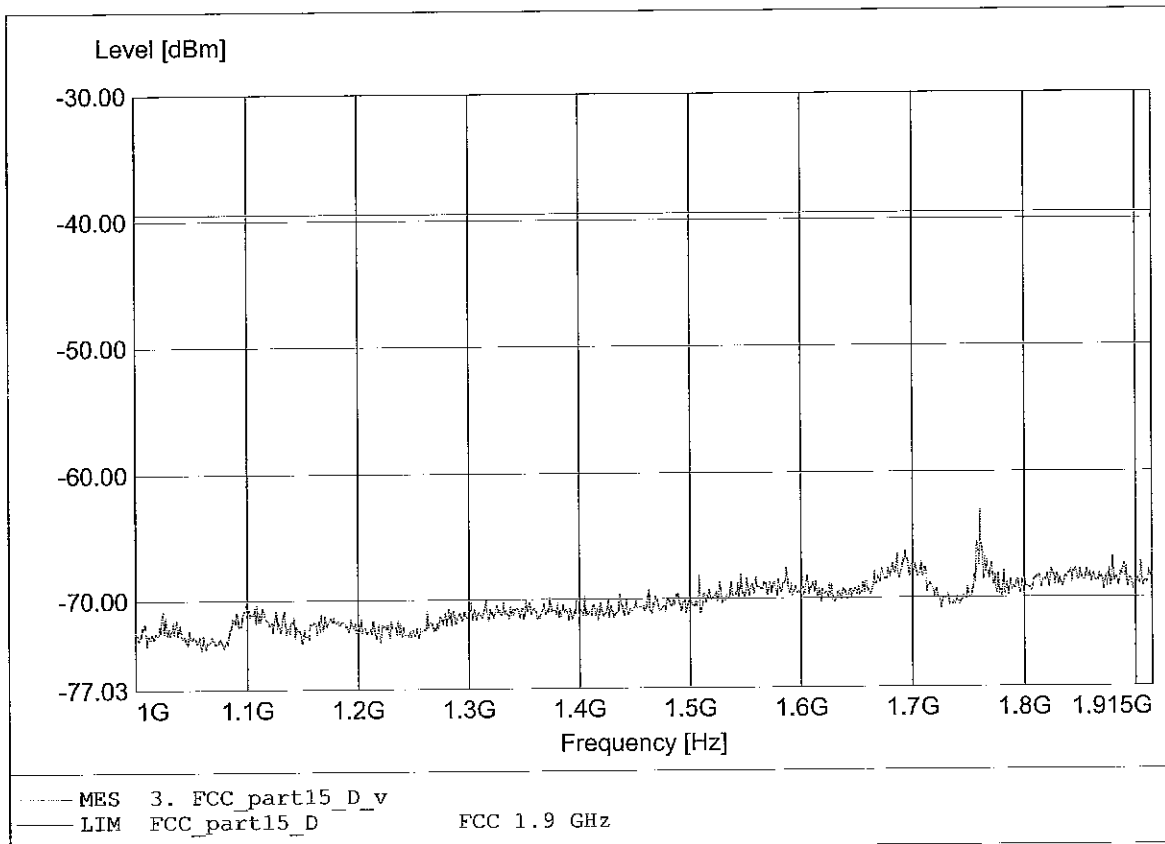
Approval Holder: GN Netcom A/S  
EUT: UPCS base  
Model: GN 9125 base / Ch.: 0; 4 / antenna 0  
Operator: Eurofins ETS Product Service GmbH / Mr. Cersovsky  
Test Conditions: 25°C / Unom.: 120 V ~ (switching power supply)  
Test Specification: Fully anechoic chamber / mode: Tx  
Comment 1: Dist.: 3m, Ant.: HL 223, ampl.  
Comment 2: Freq:962.667MHz Pmax:-76.19dBm RBW: 100 kHz



*Spurious emissions under normal conditions*

**FCC RULES PART 15, SUBPART D**

Approval Holder: GN Netcom A/S  
EUT: UPCS base  
Model: GN 9125 base / Ch.: 0; 4 / antenna 0  
Operator: Eurofins ETS Product Service GmbH / Mr. Cersovsky  
Test Conditions: 25°C / Unom.: 120 V ~ (switching power supply)  
Test Specification: Fully anechoic chamber / mode: Tx  
Comment 1: Dist.: 1m, Ant.: HL 025, ampl.  
Comment 2: Freq:1.760GHz Pmax:-62.87dBm RBW: 100 kHz

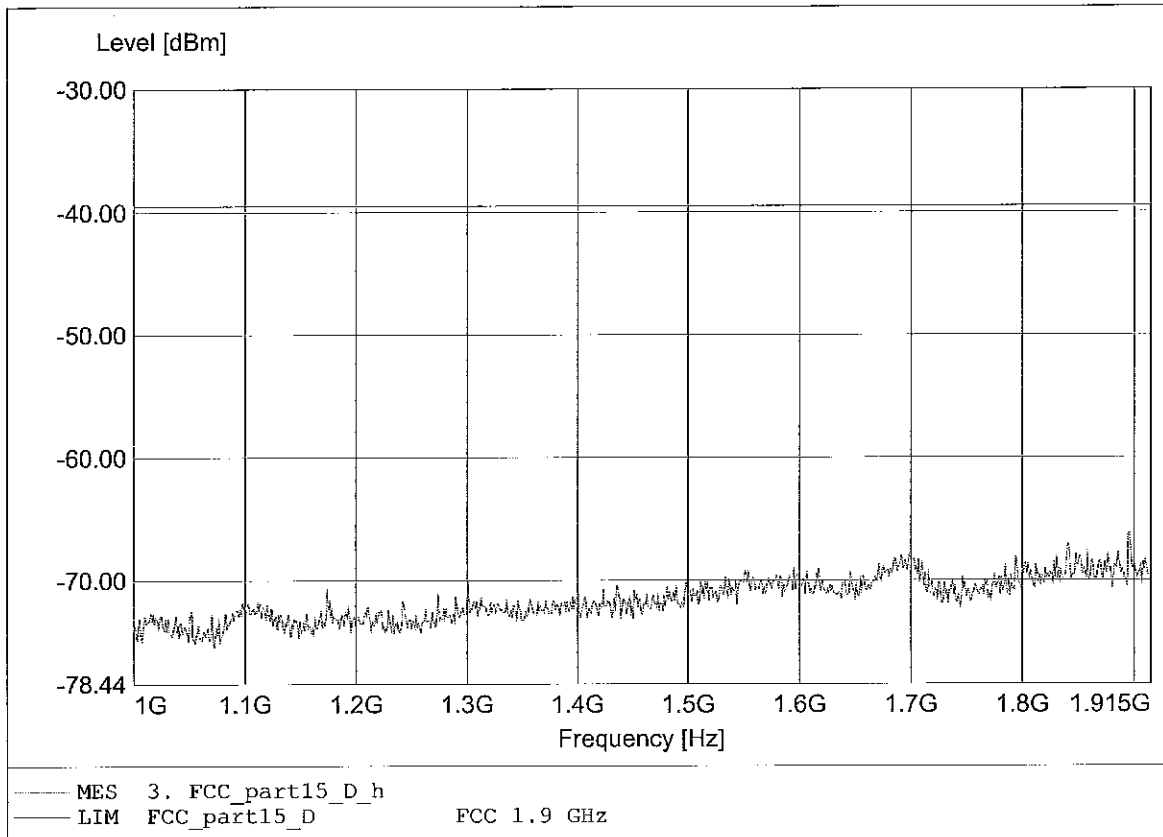




*Spurious emissions under normal conditions*

**FCC RULES PART 15, SUBPART D**

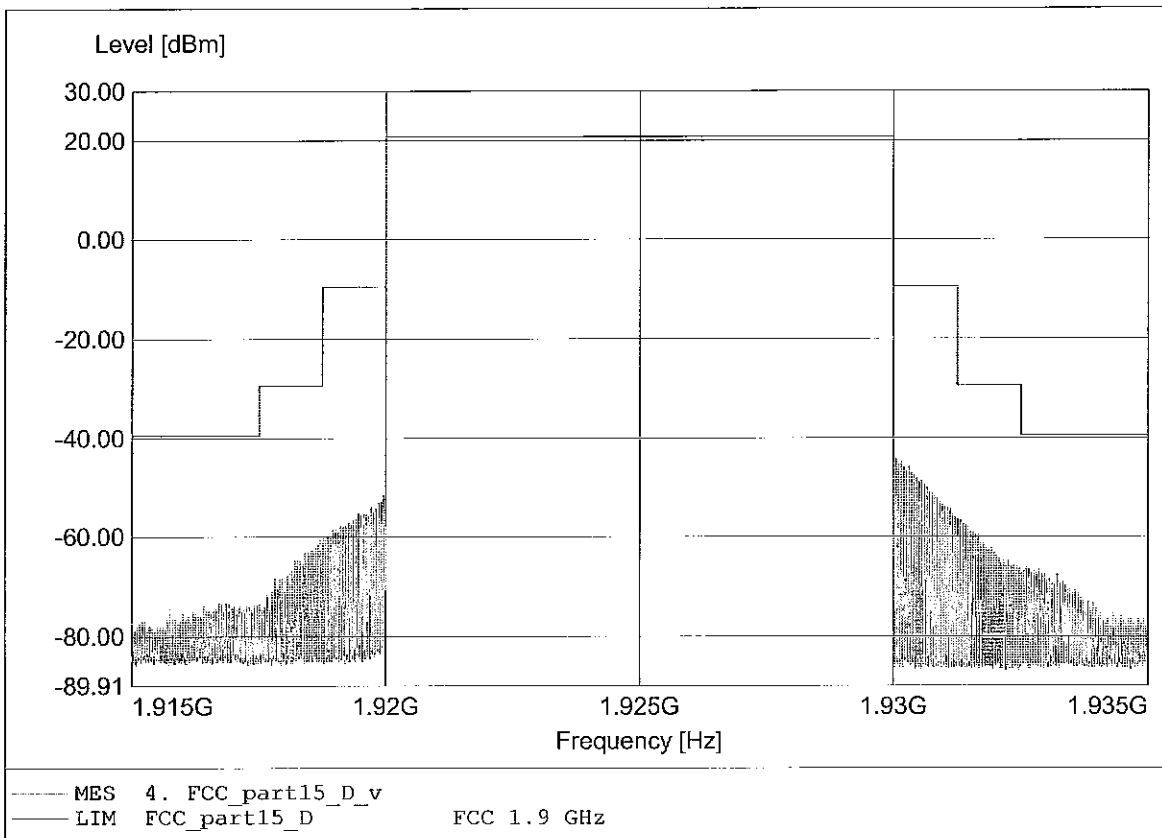
Approval Holder: GN Netcom A/S  
EUT: UPCS base  
Model: GN 9125 base / Ch.: 0; 4 / antenna 0  
Operator: Eurofins ETS Product Service GmbH / Mr. Cersovsky  
Test Conditions: 25°C / Unom.: 120 V ~ (switching power supply)  
Test Specification: Fully anechoic chamber / mode: Tx  
Comment 1: Dist.: 1m, Ant.: HL 025, ampl.  
Comment 2: Freq:1.896GHz Pmax:-66.12dBm RBW: 100 kHz



**Spurious emissions under normal conditions**

**FCC PART 15, SUBPART D (ANSI C63.17-1998, Subclause 6.1.6.3)**

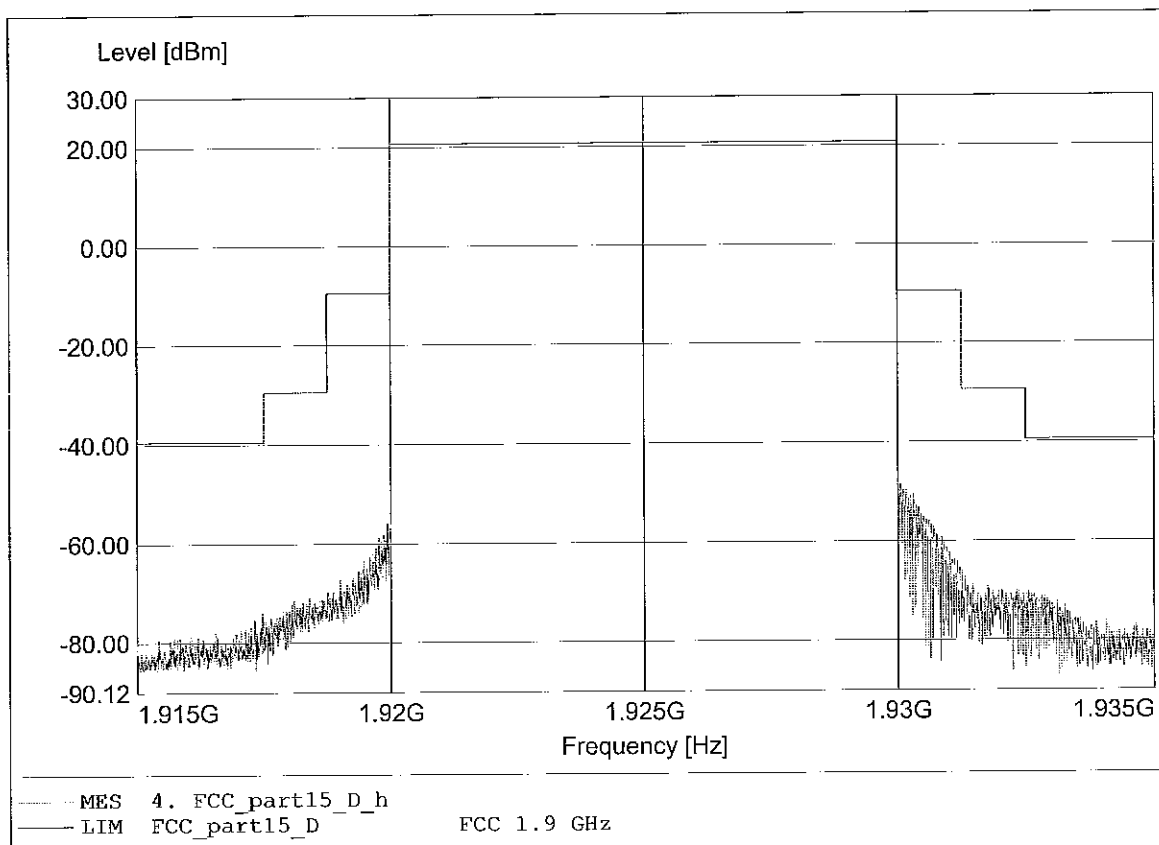
Approval Holder: GN Netcom A/S  
EUT: UPCS base  
Model: GN 9125 base / Ch.: 0; 4 / antenna 0  
Operator: Eurofins ETS Product Service GmbH / Mr. Cersovsky  
Test Conditions: 25°C / Unom.: 120 V ~ (switching power supply)  
Test Specification: Fully anechoic chamber / mode: Tx  
Comment 1: Dist.: 1m, Ant.: HL 025, ampl.  
Comment 2: Freq:1.930GHz Pmax:-44.05dBm RBW: 10 kHz



**Spurious emissions under normal conditions**

**FCC PART 15, SUBPART D (ANSI C63.17-1998, Subclause 6.1.6.3)**

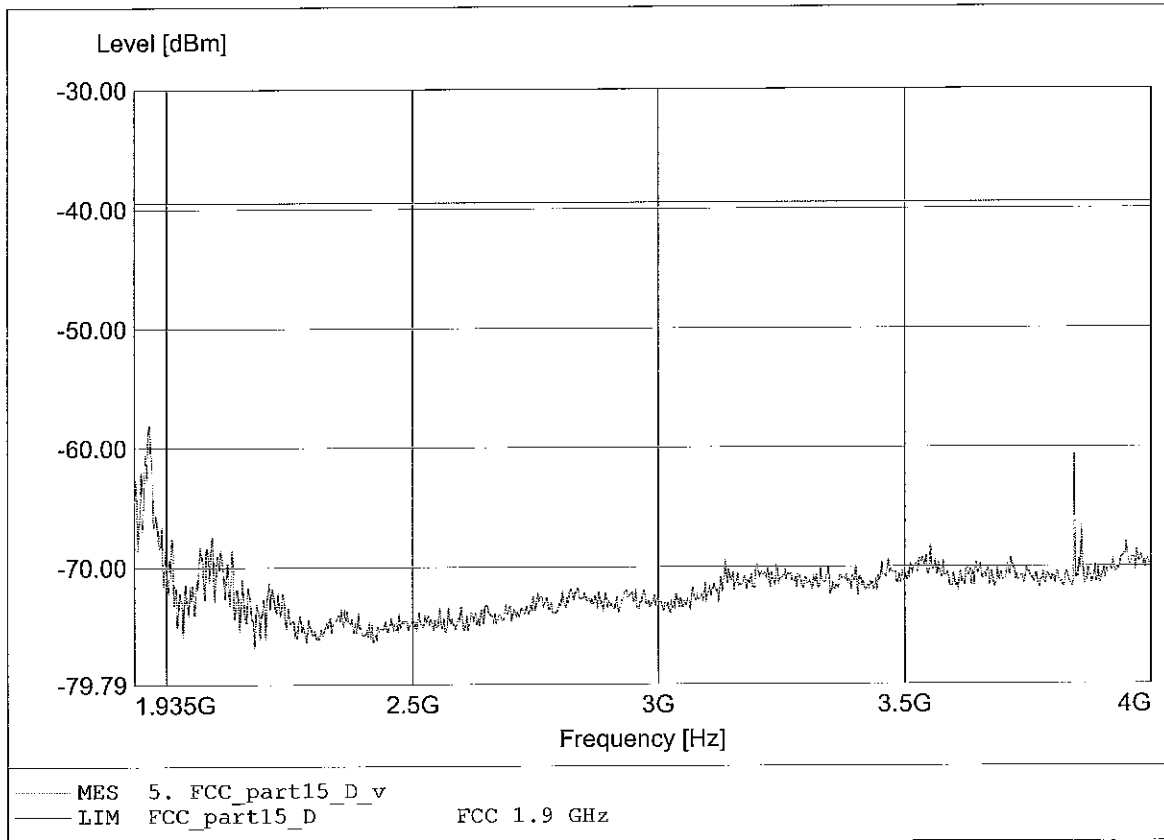
Approval Holder: GN Netcom A/S  
EUT: UPCS base  
Model: GN 9125 base / Ch.: 0; 4 / antenna 0  
Operator: Eurofins ETS Product Service GmbH / Mr. Cersovsky  
Test Conditions: 25°C / Unom.: 120 V ~ (switching power supply)  
Test Specification: Fully anechoic chamber / mode: Tx  
Comment 1: Dist.: 1m, Ant.: HL 025, ampl.  
Comment 2: Freq:1.930GHz Pmax:-48.27dBm RBW: 10 kHz



*Spurious emissions under normal conditions*

**FCC RULES PART 15, SUBPART D**

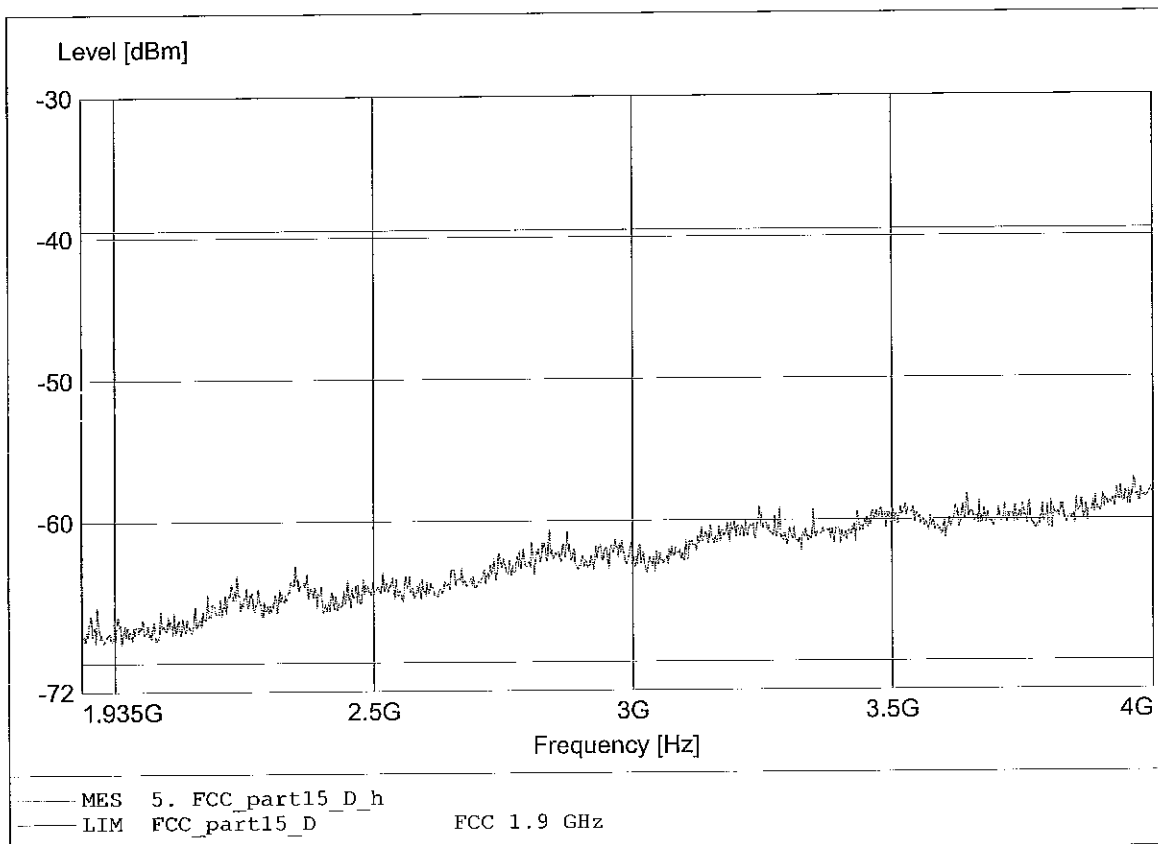
Approval Holder: GN Netcom A/S  
EUT: UPCS base  
Model: GN 9125 base / Ch.: 0; 4 / antenna 0  
Operator: Eurofins ETS Product Service GmbH / Mr. Cersovsky  
Test Conditions: 25°C / Unom.: 120 V ~ (switching power supply)  
Test Specification: Fully anechoic chamber / mode: Tx  
Comment 1: Dist.: 1m, Ant.: HL 025, ampl.  
Comment 2: Freq:1.965GHz Pmax:-58.05dBm RBW: 100 kHz



*Spurious emissions under normal conditions*

**FCC RULES PART 15, SUBPART D**

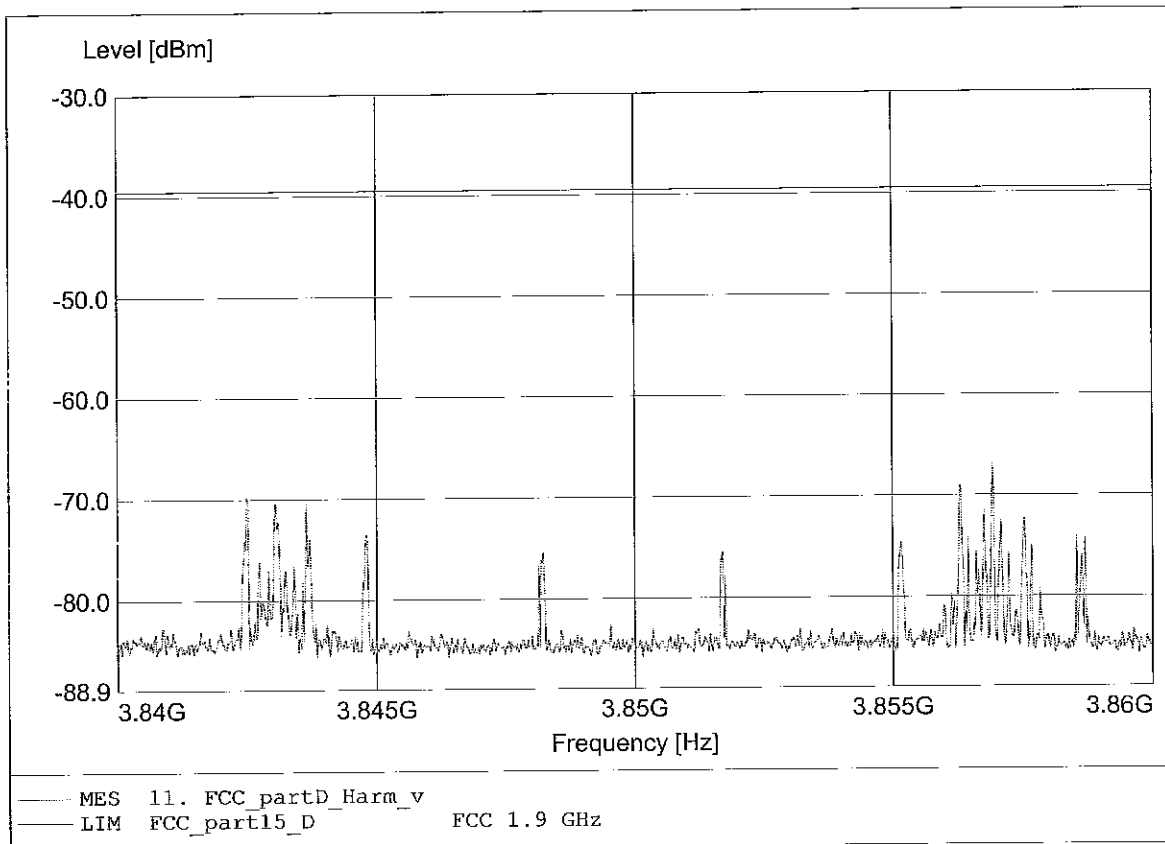
Approval Holder: GN Netcom A/S  
EUT: UPCS base  
Model: GN 9125 base / Ch.: 0; 4 / antenna 0  
Operator: Eurofins ETS Product Service GmbH / Mr. Cersovsky  
Test Conditions: 25°C / Unom.: 120 V ~ (switching power supply)  
Test Specification: Fully anechoic chamber / mode: Tx  
Comment 1: Dist.: 1m, Ant.: HL 025, ampl.  
Comment 2: Freq:3.963GHz Pmax:-57.08dBm RBW: 100 kHz



**Spurious emissions under normal conditions**

**FCC PART 15, SUBPART D (ANSI C63.17-1998, Subclause 6.1.6.3)**

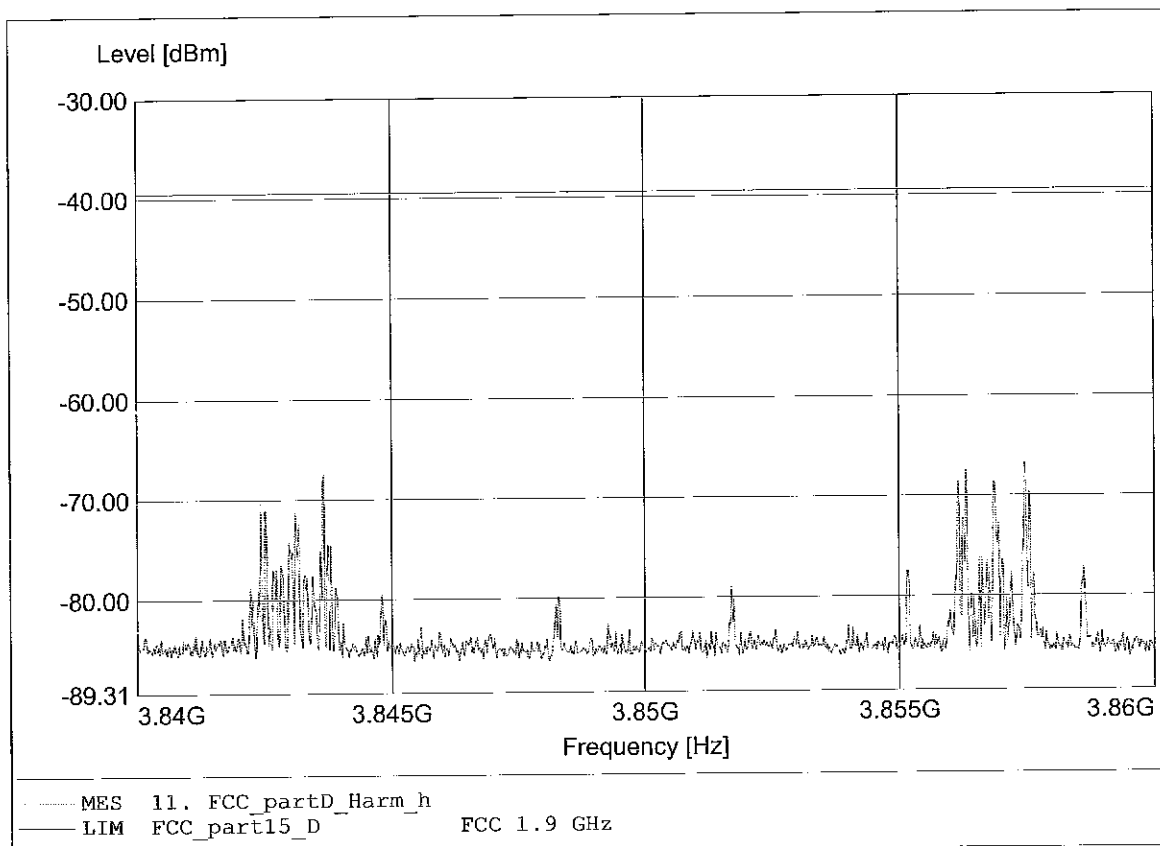
Approval Holder: GN Netcom A/S  
EUT: UPCS base  
Model: GN 9125 base / Ch.: 0; 4 / antenna 0  
Operator: Eurofins ETS Product Service GmbH / Mr. Cersovsky  
Test Conditions: 25°C / Unom.: 120 V ~ (switching power supply)  
Test Specification: Fully anechoic chamber / mode: Tx  
Comment 1: Dist.: 1m, Ant.: HL 025, ampl.  
Comment 2: Freq:3.857GHz Pmax:-66.85dBm RBW:10 kHz



**Spurious emissions under normal conditions**

**FCC PART 15, SUBPART D (ANSI C63.17-1998, Subclause 6.1.6.3)**

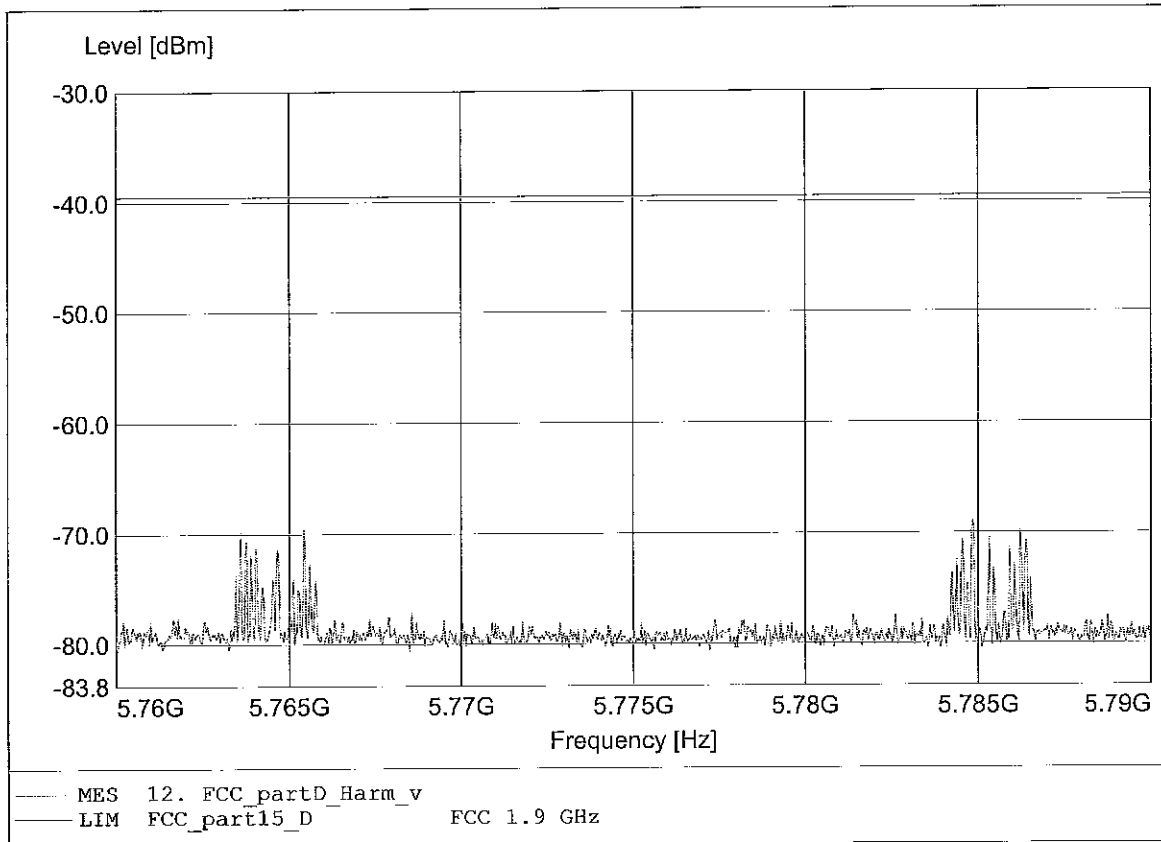
Approval Holder: GN Netcom A/S  
EUT: UPCS base  
Model: GN 9125 base / Ch.: 0; 4 / antenna 0  
Operator: Eurofins ETS Product Service GmbH / Mr. Cersovsky  
Test Conditions: 25°C / Unom.: 120 V ~ (switching power supply)  
Test Specification: Fully anechoic chamber / mode: Tx  
Comment 1: Dist.: 1m, Ant.: HL 025, ampl.  
Comment 2: Freq:3.857GHz Pmax:-66.69dBm RBW:10 kHz



**Spurious emissions under normal conditions**

**FCC PART 15, SUBPART D (ANSI C63.17-1998, Subclause 6.1.6.3)**

Approval Holder: GN Netcom A/S  
EUT: UPCS base  
Model: GN 9125 base / Ch.: 0; 4 / antenna 0  
Operator: Eurofins ETS Product Service GmbH / Mr. Cersovsky  
Test Conditions: 25°C / Unom.: 120 V ~ (switching power supply)  
Test Specification: Fully anechoic chamber / mode: Tx  
Comment 1: Dist.: 1m, Ant.: HL 025, ampl.  
Comment 2: Freq:5.785GHz Pmax:-68.85dBm RBW:10 kHz

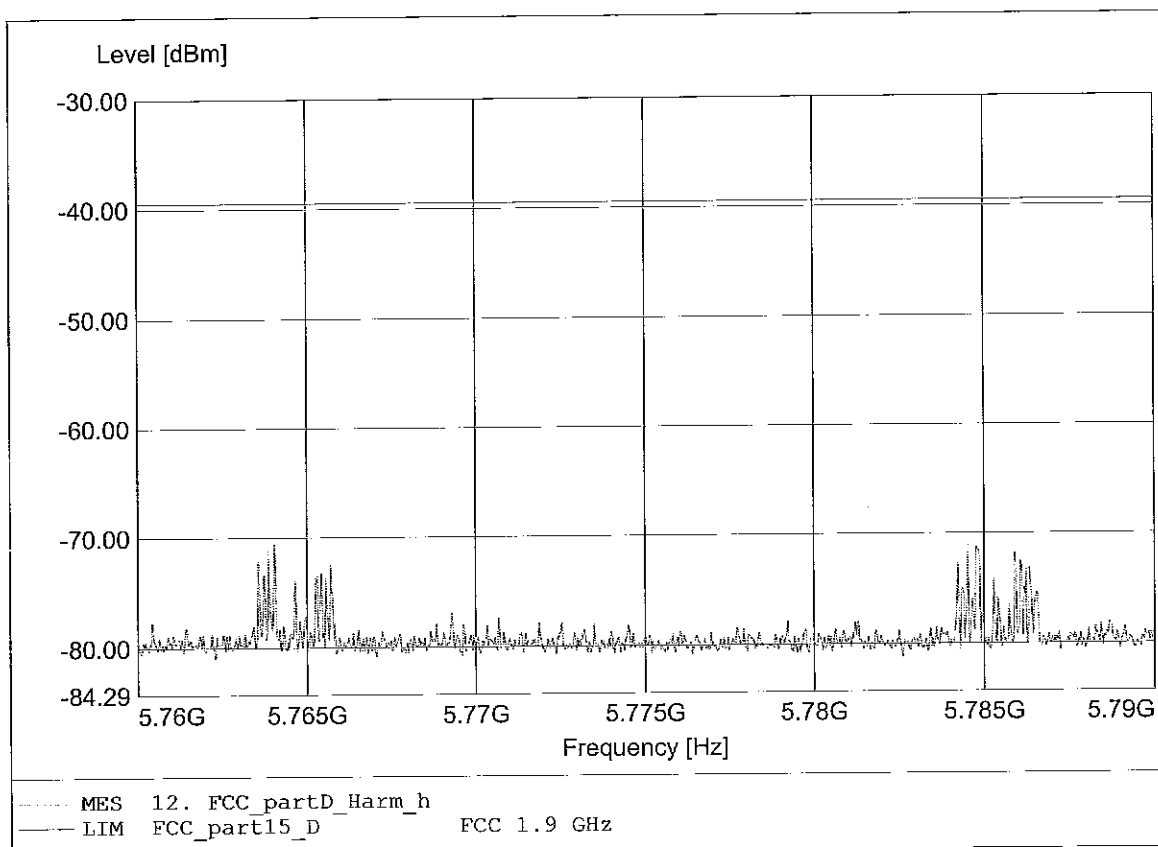




**Spurious emissions under normal conditions**

**FCC PART 15, SUBPART D (ANSI C63.17-1998, Subclause 6.1.6.3)**

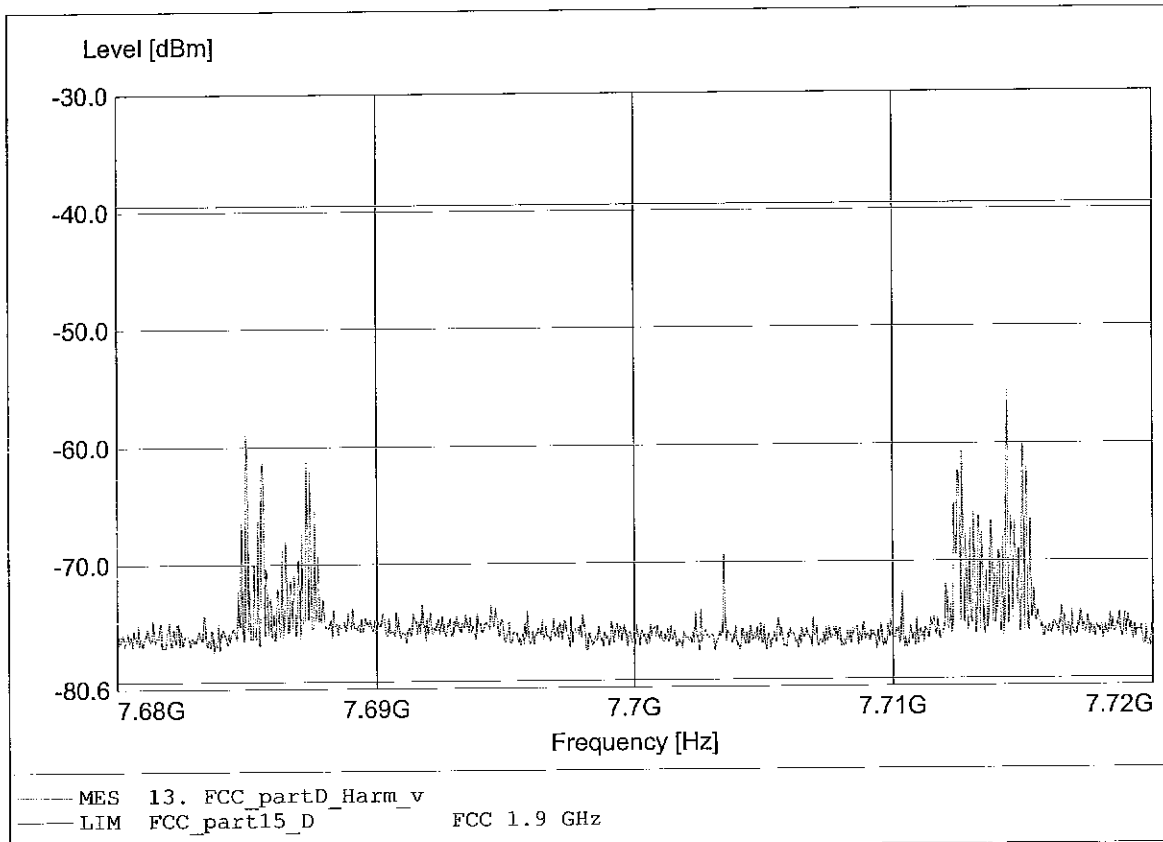
Approval Holder: GN Netcom A/S  
EUT: UPCS base  
Model: GN 9125 base / Ch.: 0; 4 / antenna 0  
Operator: Eurofins ETS Product Service GmbH / Mr. Cersovsky  
Test Conditions: 25°C / Unom.: 120 V ~ (switching power supply)  
Test Specification: Fully anechoic chamber / mode: Tx  
Comment 1: Dist.: 1m, Ant.: HL 025, ampl.  
Comment 2: Freq:5.764GHz Pmax:-70.29dBm RBW:10 kHz



**Spurious emissions under normal conditions**

**FCC PART 15, SUBPART D (ANSI C63.17-1998, Subclause 6.1.6.3)**

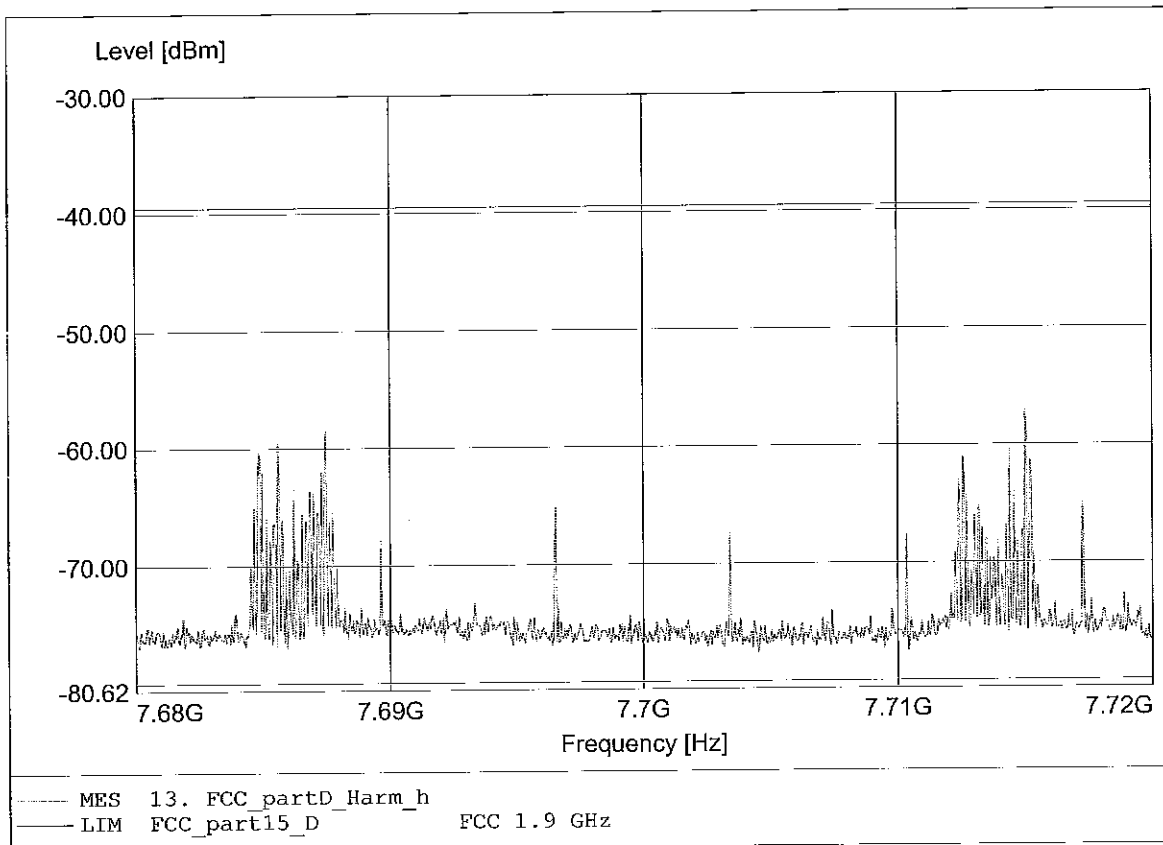
Approval Holder: GN Netcom A/S  
EUT: UPCS base  
Model: GN 9125 base / Ch.: 0; 4 / antenna 0  
Operator: Eurofins ETS Product Service GmbH / Mr. Cersovsky  
Test Conditions: 25°C / Unom.: 120 V ~ (switching power supply)  
Test Specification: Fully anechoic chamber / mode: Tx  
Comment 1: Dist.: 1m, Ant.: HL 025, ampl.  
Comment 2: Freq:7.714GHz Pmax:-55.56dBm RBW:10 kHz



**Spurious emissions under normal conditions**

**FCC PART 15, SUBPART D (ANSI C63.17-1998, Subclause 6.1.6.3)**

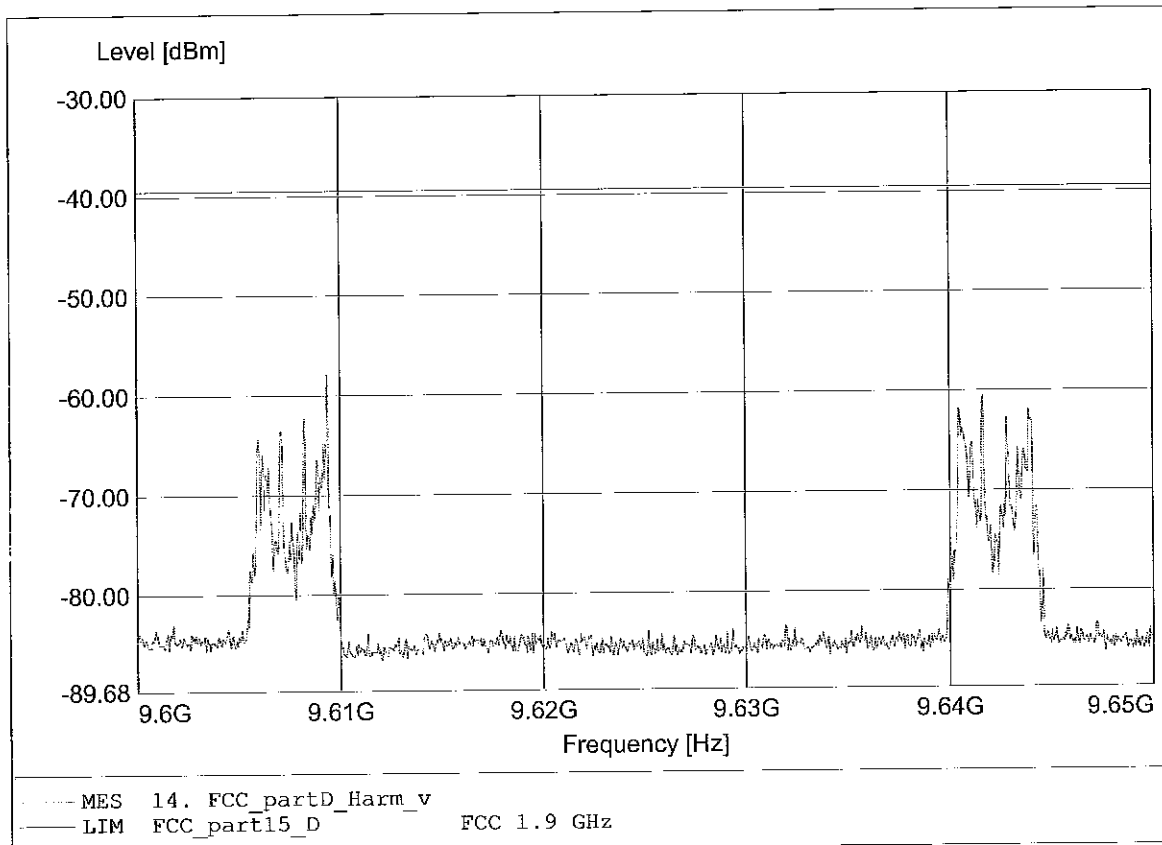
Approval Holder: GN Netcom A/S  
EUT: UPCS base  
Model: GN 9125 base / Ch.: 0; 4 / antenna 0  
Operator: Eurofins ETS Product Service GmbH / Mr. Cersovsky  
Test Conditions: 25°C / Unom.: 120 V ~ (switching power supply)  
Test Specification: Fully anechoic chamber / mode: Tx  
Comment 1: Dist.: 1m, Ant.: HL 025, ampl.  
Comment 2: Freq:7.715GHz Pmax:-57.09dBm RBW:10 kHz



**Spurious emissions under normal conditions**

**FCC PART 15, SUBPART D (ANSI C63.17-1998, Subclause 6.1.6.3)**

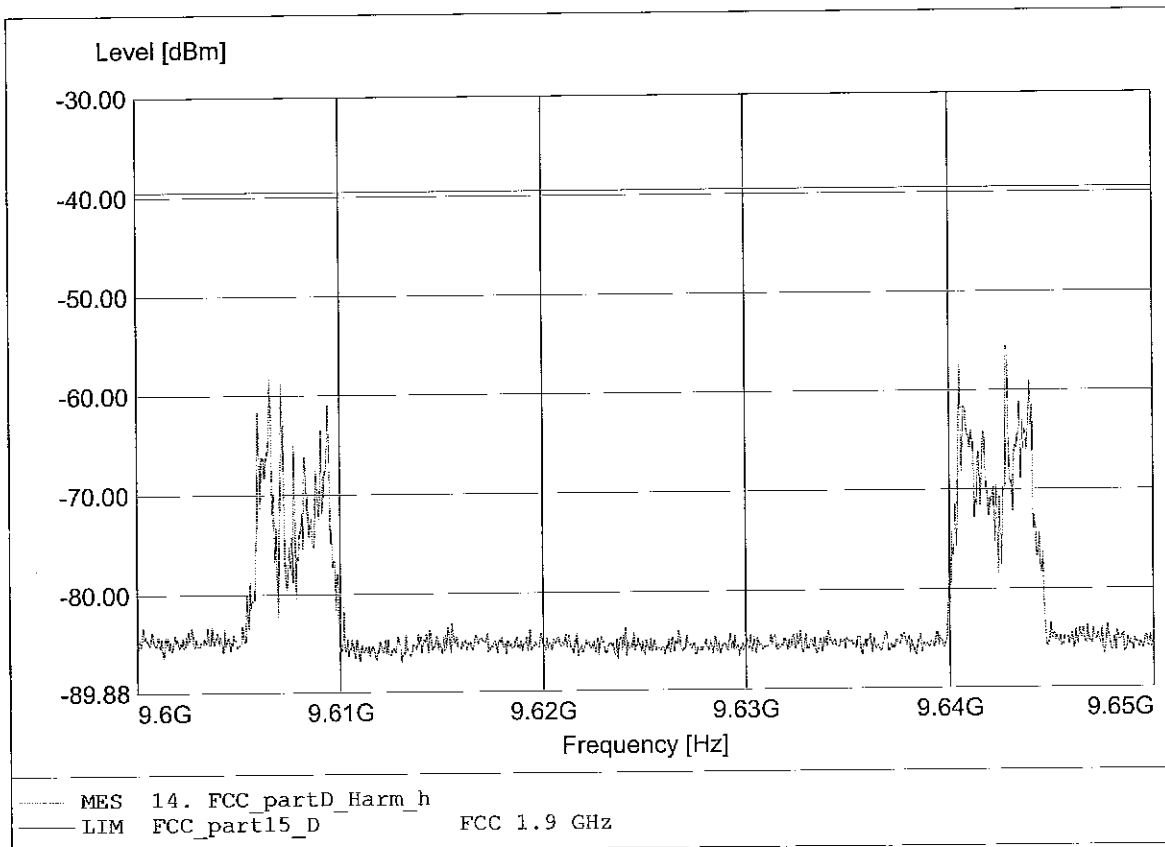
Approval Holder: GN Netcom A/S  
EUT: UPCS base  
Model: GN 9125 base / Ch.: 0; 4 / antenna 0  
Operator: Eurofins ETS Product Service GmbH / Mr. Cersovsky  
Test Conditions: 25°C / Unom.: 120 V ~ (switching power supply)  
Test Specification: Fully anechoic chamber / mode: Tx  
Comment 1: Dist.: 1m, Ant.: HL 025, ampl.  
Comment 2: Freq:9.609GHz Pmax:-57.84dBm RBW:10 kHz



**Spurious emissions under normal conditions**

**FCC PART 15, SUBPART D (ANSI C63.17-1998, Subclause 6.1.6.3)**

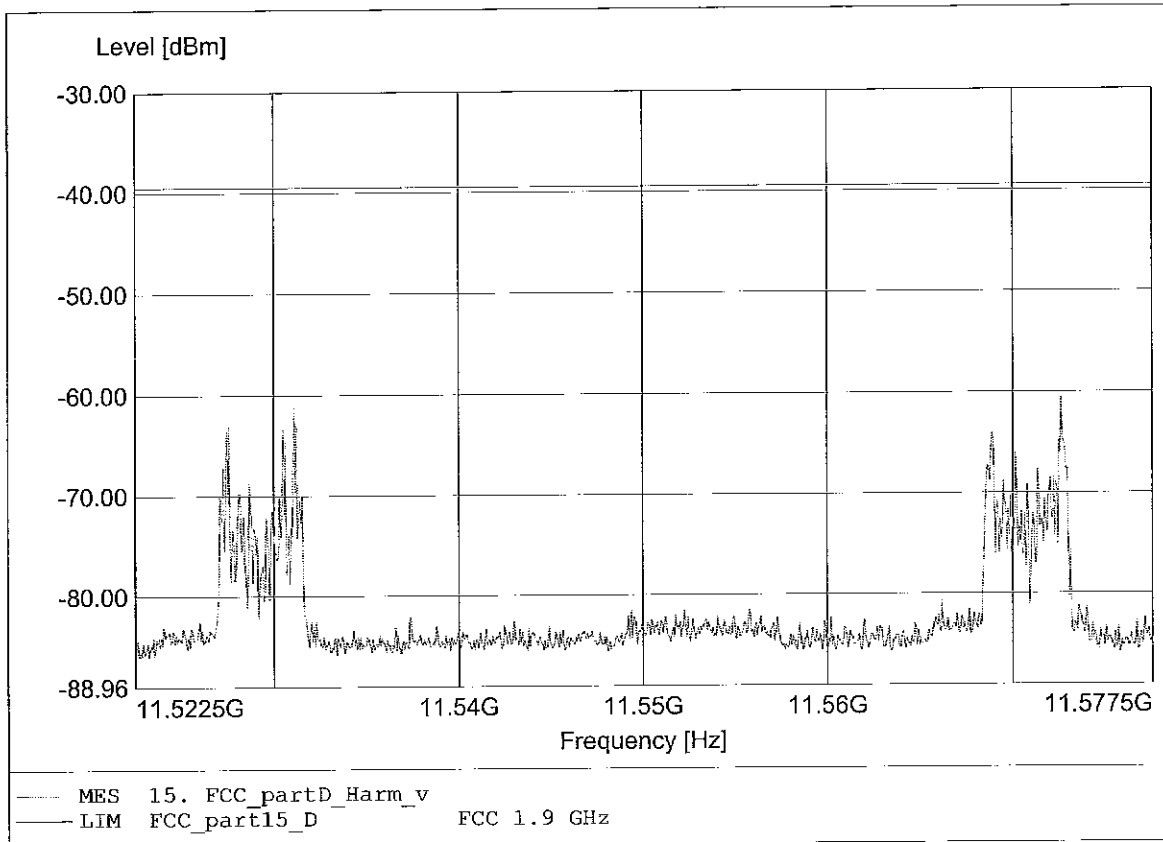
Approval Holder: GN Netcom A/S  
EUT: UPCS base  
Model: GN 9125 base / Ch.: 0; 4 / antenna 0  
Operator: Eurofins ETS Product Service GmbH / Mr. Cersovsky  
Test Conditions: 25°C / Unom.: 120 V ~ (switching power supply)  
Test Specification: Fully anechoic chamber / mode: Tx  
Comment 1: Dist.: 1m, Ant.: HL 025, ampl.  
Comment 2: Freq:9.643GHz Pmax:-55.44dBm RBW:10 kHz



*Spurious emissions under normal conditions*

**FCC PART 15, SUBPART D (ANSI C63.17-1998, Subclause 6.1.6.3)**

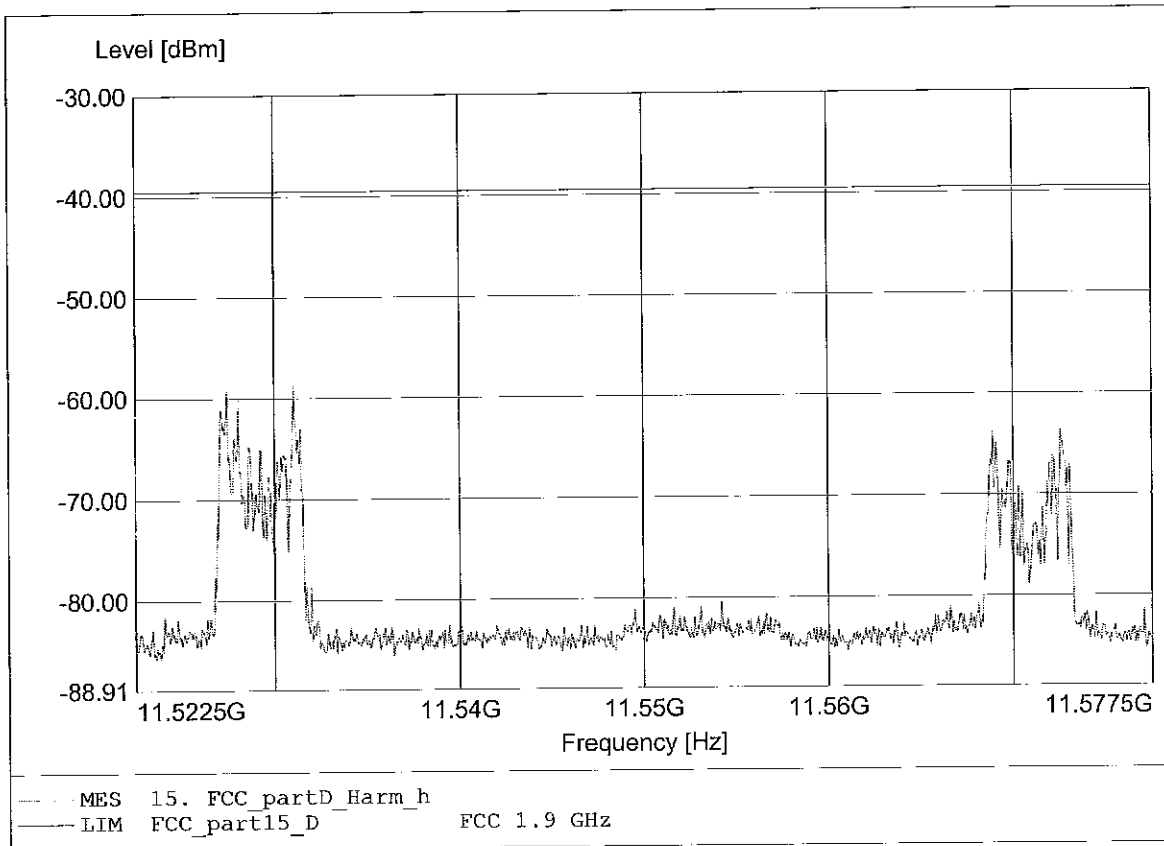
Approval Holder: GN Netcom A/S  
EUT: UPCS base  
Model: GN 9125 base / Ch.: 0; 4 / antenna 0  
Operator: Eurofins ETS Product Service GmbH / Mr. Cersovsky  
Test Conditions: 25°C / Unom.: 120 V ~ (switching power supply)  
Test Specification: Fully anechoic chamber / mode: Tx  
Comment 1: Dist.: 1m, Ant.: HL 025, ampl.  
Comment 2: Freq:11.573GHz Pmax:-59.83dBm RBW:10 kHz



**Spurious emissions under normal conditions**

**FCC PART 15, SUBPART D (ANSI C63.17-1998, Subclause 6.1.6.3)**

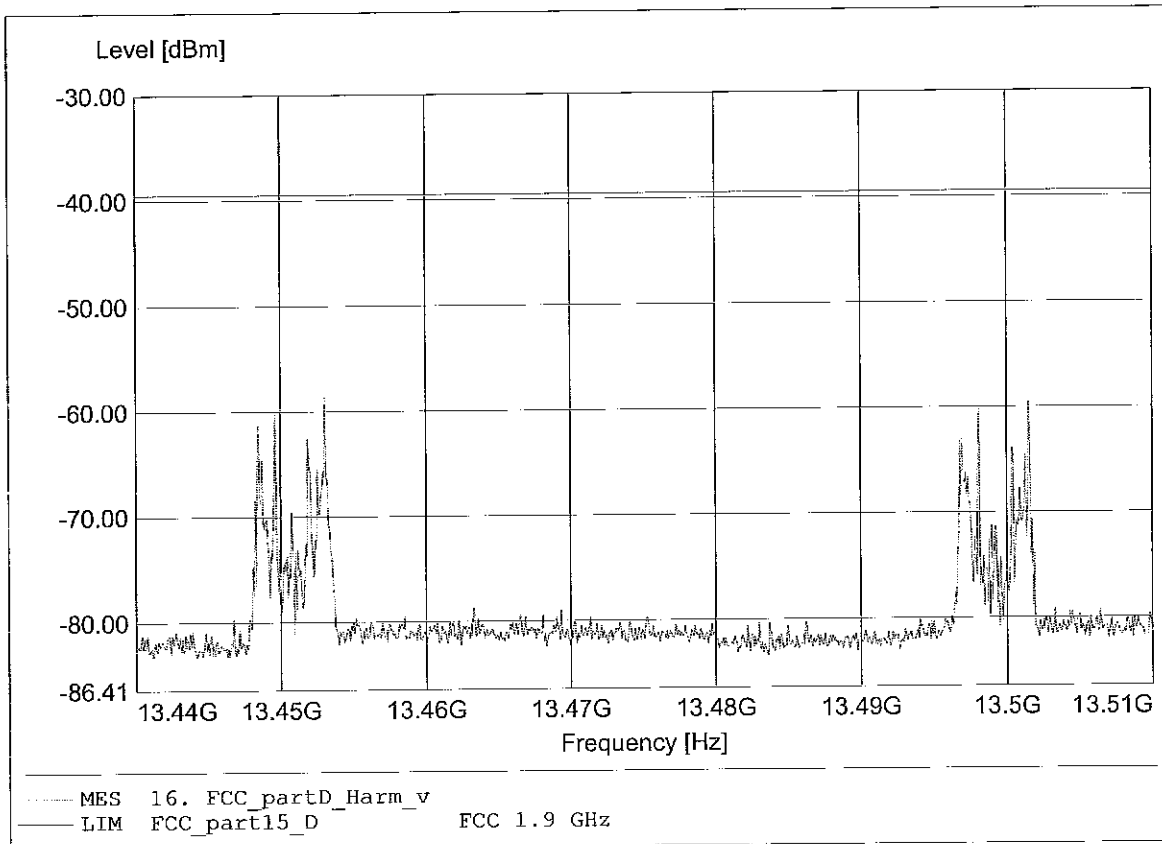
Approval Holder: GN Netcom A/S  
EUT: UPCS base  
Model: GN 9125 base / Ch.: 0; 4 / antenna 0  
Operator: Eurofins ETS Product Service GmbH / Mr. Cersovsky  
Test Conditions: 25°C / Unom.: 120 V ~ (switching power supply)  
Test Specification: Fully anechoic chamber / mode: Tx  
Comment 1: Dist.: 1m, Ant.: HL 025, ampl.  
Comment 2: Freq:11.531GHz Pmax:-58.70dBm RBW:10 kHz



**Spurious emissions under normal conditions**

**FCC PART 15, SUBPART D (ANSI C63.17-1998, Subclause 6.1.6.3)**

Approval Holder: GN Netcom A/S  
EUT: UPCS base  
Model: GN 9125 base / Ch.: 0; 4 / antenna 0  
Operator: Eurofins ETS Product Service GmbH / Mr. Cersovsky  
Test Conditions: 25°C / Unom.: 120 V ~ (switching power supply)  
Test Specification: Fully anechoic chamber / mode: Tx  
Comment 1: Dist.: 1m, Ant.: HL 025, ampl.  
Comment 2: Freq:13.453GHz Pmax:-58.31dBm RBW:10 kHz

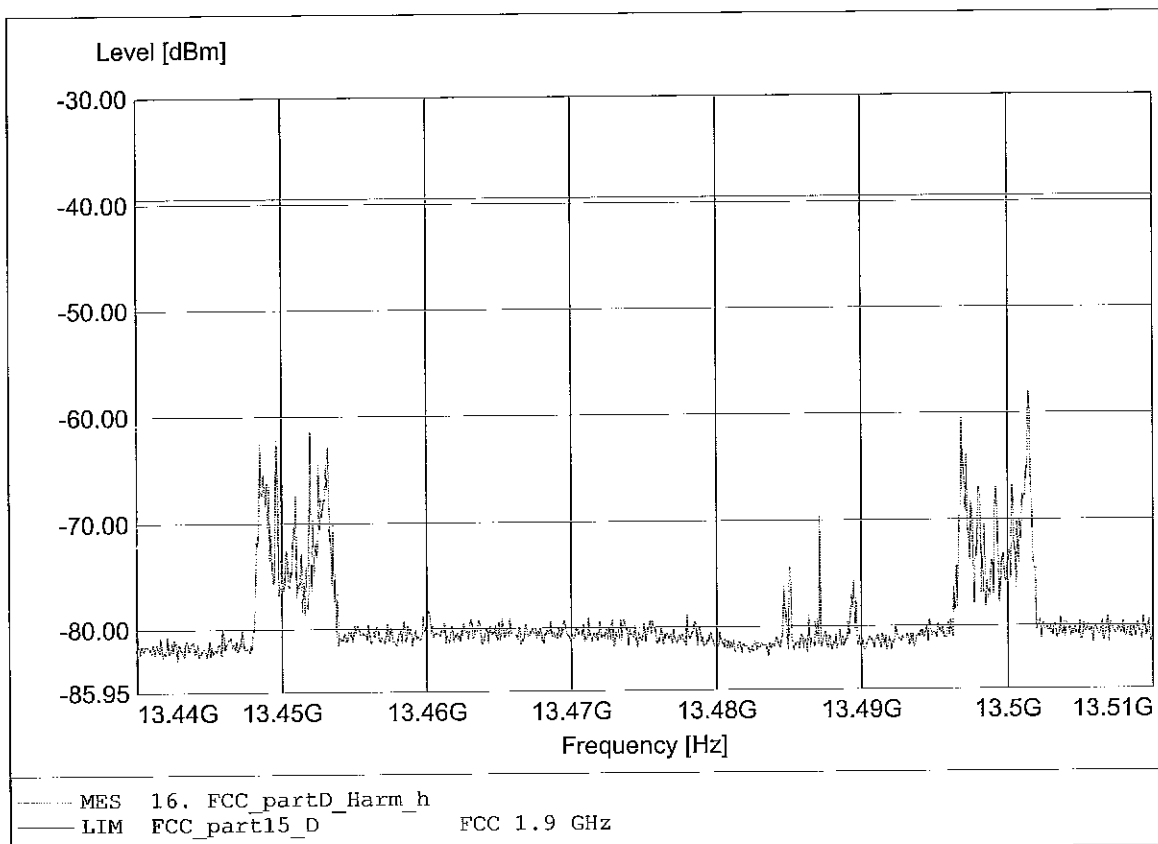




**Spurious emissions under normal conditions**

**FCC PART 15, SUBPART D (ANSI C63.17-1998, Subclause 6.1.6.3)**

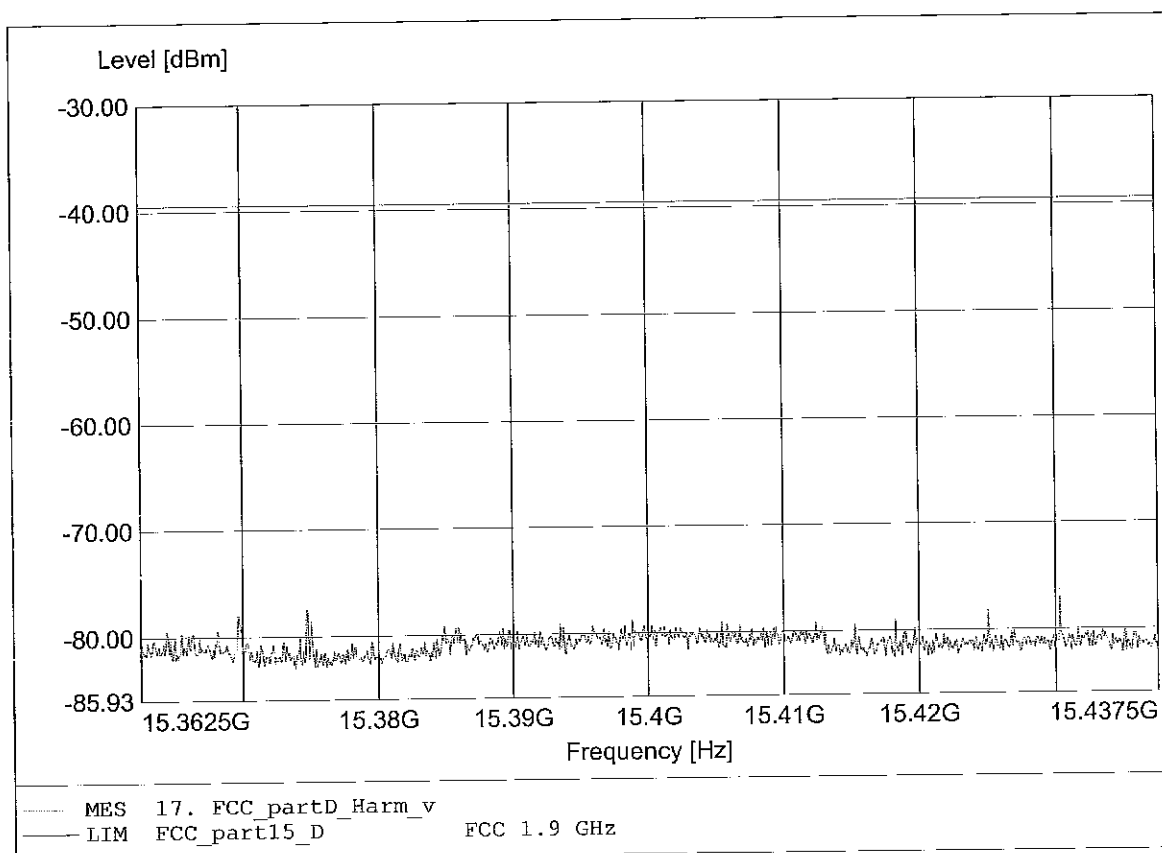
Approval Holder: GN Netcom A/S  
EUT: UPCS base  
Model: GN 9125 base / Ch.: 0; 4 / antenna 0  
Operator: Eurofins ETS Product Service GmbH / Mr. Cersovsky  
Test Conditions: 25°C / Unom.: 120 V ~ (switching power supply)  
Test Specification: Fully anechoic chamber / mode: Tx  
Comment 1: Dist.: 1m, Ant.: HL 025, ampl.  
Comment 2: Freq:13.501GHz Pmax:-58.03dBm RBW:10 kHz



**Spurious emissions under normal conditions**

**FCC PART 15, SUBPART D (ANSI C63.17-1998, Subclause 6.1.6.3)**

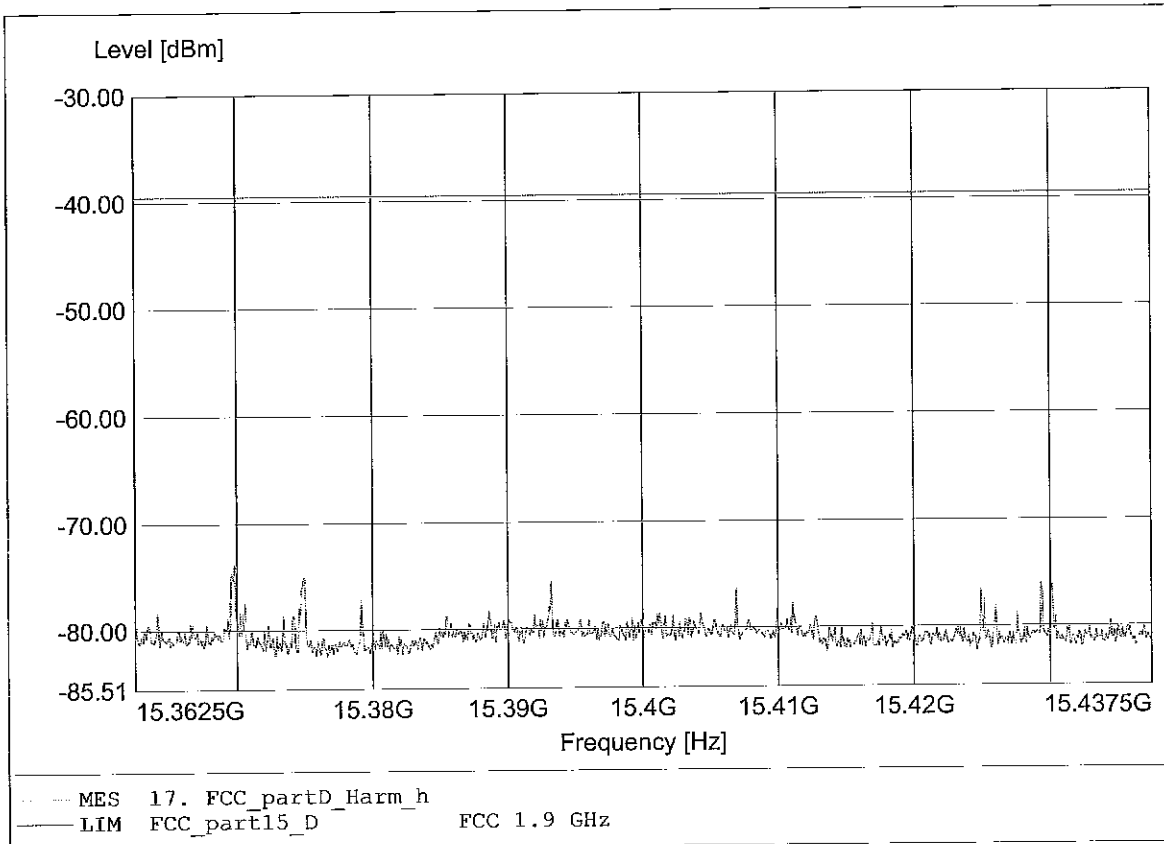
Approval Holder: GN Netcom A/S  
EUT: UPCS base  
Model: GN 9125 base / Ch.: 0; 4 / antenna 0  
Operator: Eurofins ETS Product Service GmbH / Mr. Cersovsky  
Test Conditions: 25°C / Unom.: 120 V ~ (switching power supply)  
Test Specification: Fully anechoic chamber / mode: Tx  
Comment 1: Dist.: 1m, Ant.: HL 025, ampl.  
Comment 2: Freq:15.430GHz Pmax:-76.23dBm RBW:10 kHz



**Spurious emissions under normal conditions**

**FCC PART 15, SUBPART D (ANSI C63.17-1998, Subclause 6.1.6.3)**

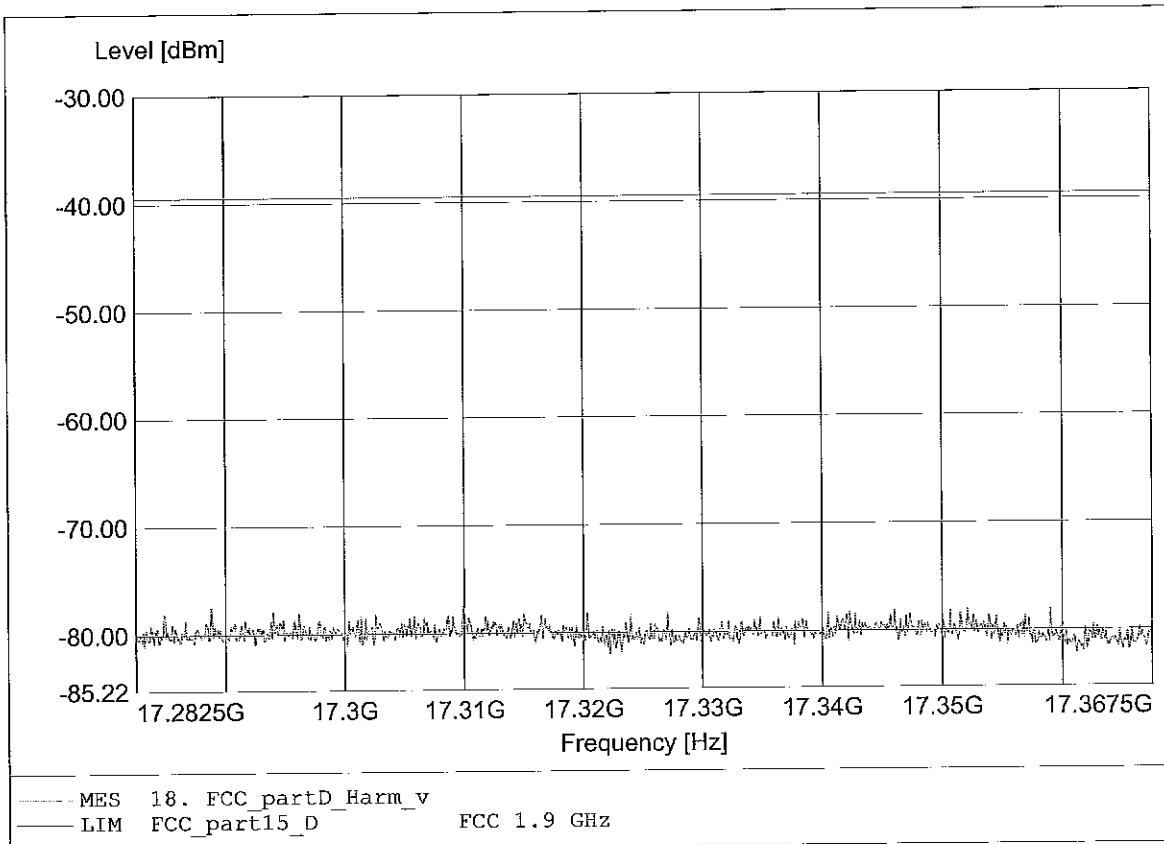
Approval Holder: GN Netcom A/S  
EUT: UPCS base  
Model: GN 9125 base / Ch.: 0; 4 / antenna 0  
Operator: Eurofins ETS Product Service GmbH / Mr. Cersovsky  
Test Conditions: 25°C / Unom.: 120 V ~ (switching power supply)  
Test Specification: Fully anechoic chamber / mode: Tx  
Comment 1: Dist.: 1m, Ant.: HL 025, ampl.  
Comment 2: Freq:15.370GHz Pmax:-73.86dBm RBW:10 kHz



**Spurious emissions under normal conditions**

**FCC PART 15, SUBPART D (ANSI C63.17-1998, Subclause 6.1.6.3)**

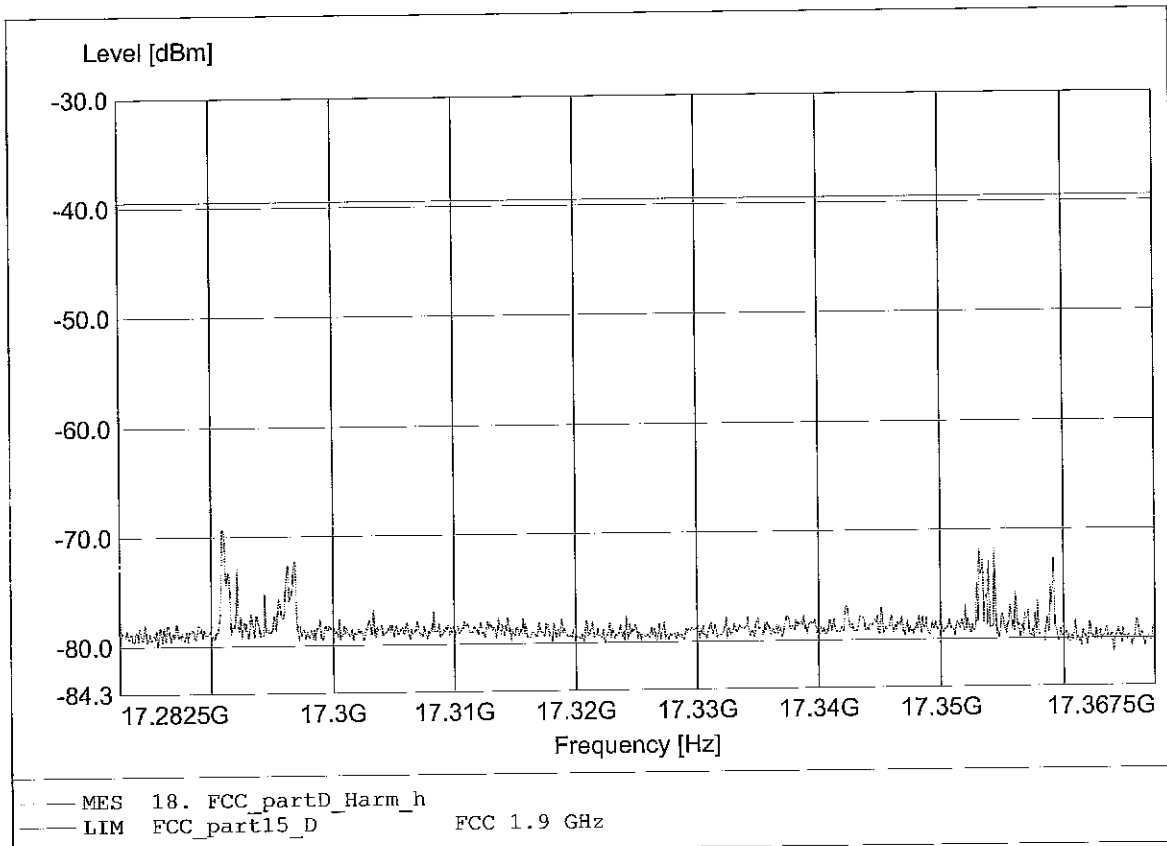
Approval Holder: GN Netcom A/S  
EUT: UPCS base  
Model: GN 9125 base / Ch.: 0; 4 / antenna 0  
Operator: Eurofins ETS Product Service GmbH / Mr. Cersovsky  
Test Conditions: 25°C / Unom.: 120 V ~ (switching power supply)  
Test Specification: Fully anechoic chamber / mode: Tx  
Comment 1: Dist.: 1m, Ant.: HL 025, ampl.  
Comment 2: Freq:17.289GHz Pmax:-77.16dBm RBW:10 kHz



**Spurious emissions under normal conditions**

**FCC PART 15, SUBPART D (ANSI C63.17-1998, Subclause 6.1.6.3)**

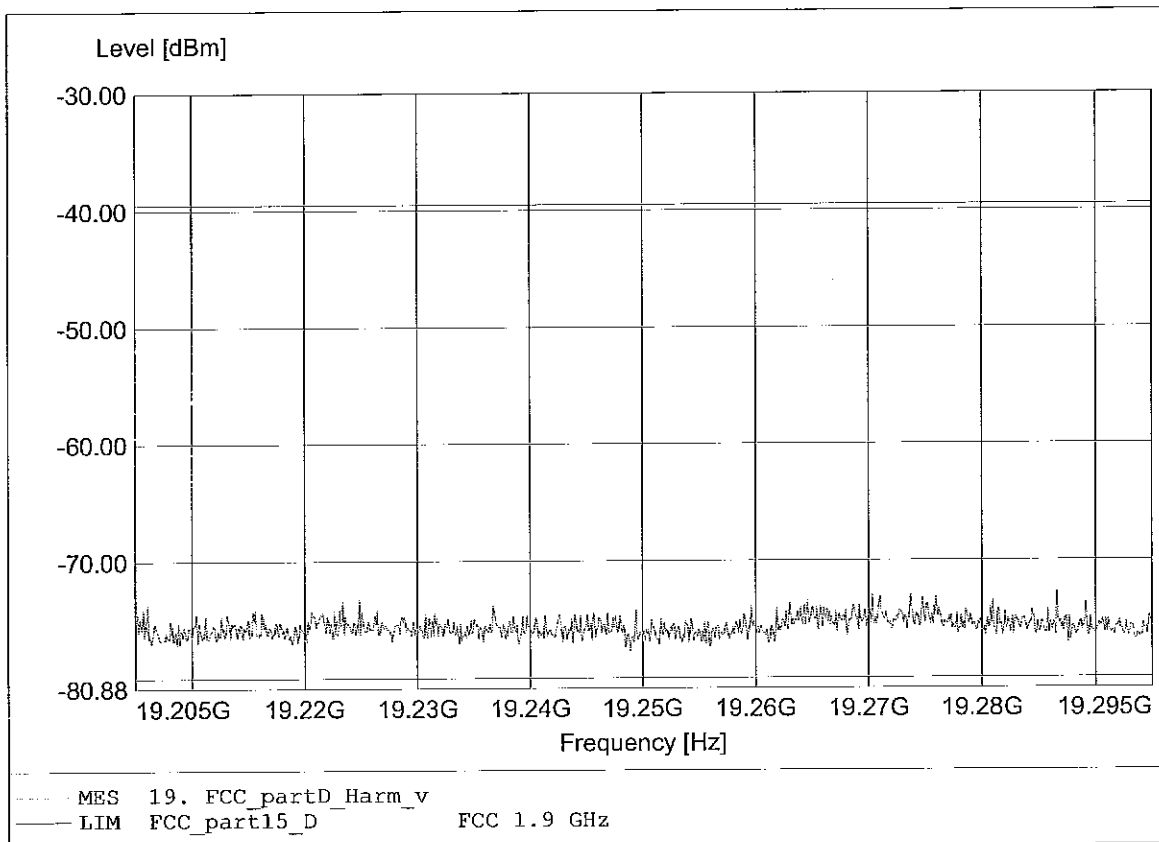
Approval Holder: GN Netcom A/S  
EUT: UPCS base  
Model: GN 9125 base / Ch.: 0; 4 / antenna 0  
Operator: Eurofins ETS Product Service GmbH / Mr. Cersovsky  
Test Conditions: 25°C / Unom.: 120 V ~ (switching power supply)  
Test Specification: Fully anechoic chamber / mode: Tx  
Comment 1: Dist.: 1m, Ant.: HL 025, ampl.  
Comment 2: Freq:17.291GHz Pmax:-69.34dBm RBW:10 kHz



**Spurious emissions under normal conditions**

**FCC PART 15, SUBPART D (ANSI C63.17-1998, Subclause 6.1.6.3)**

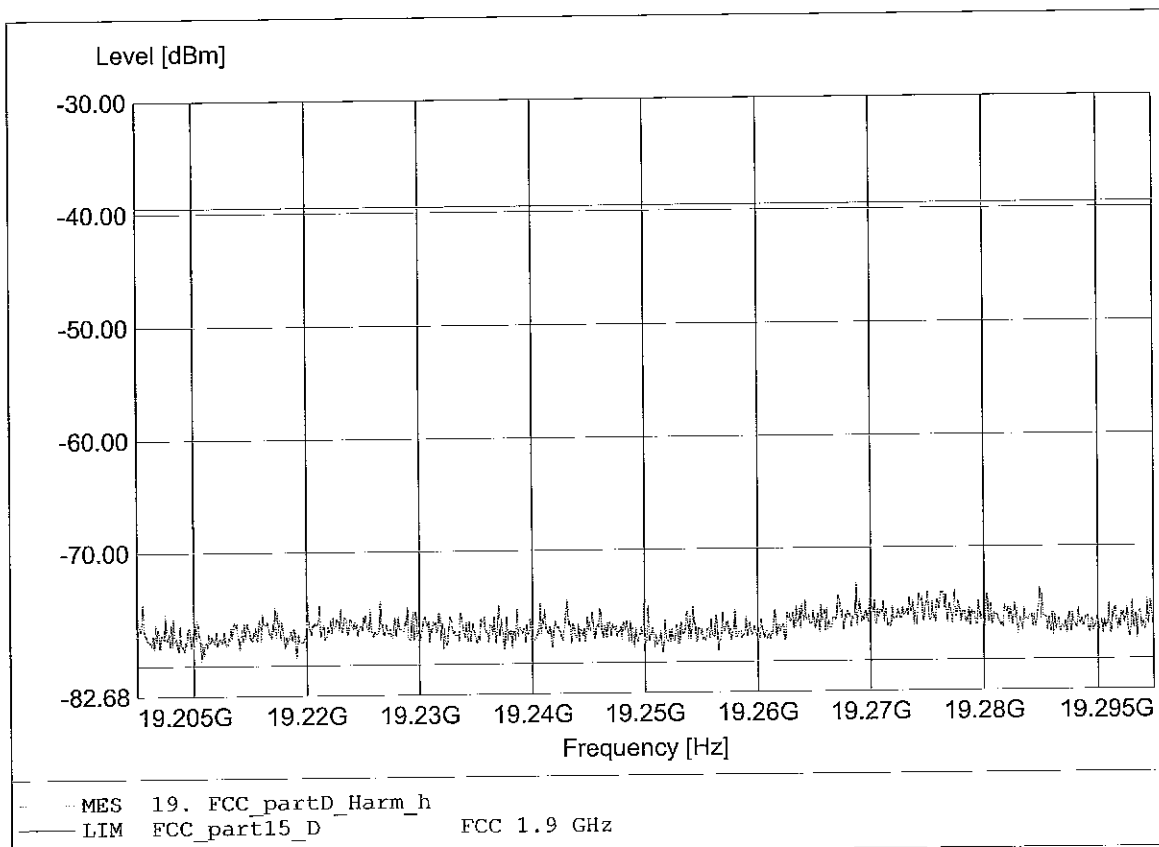
Approval Holder: GN Netcom A/S  
EUT: UPCS base  
Model: GN 9125 base / Ch.: 0; 4 / antenna 0  
Operator: Eurofins ETS Product Service GmbH / Mr. Cersovsky  
Test Conditions: 25°C / Unom.: 120 V ~ (switching power supply)  
Test Specification: Fully anechoic chamber / mode: Tx  
Comment 1: Dist.: 1m, Ant.: HL 025, ampl.  
Comment 2: Freq:19.287GHz Pmax:-72.65dBm RBW:10 kHz



**Spurious emissions under normal conditions**

**FCC PART 15, SUBPART D (ANSI C63.17-1998, Subclause 6.1.6.3)**

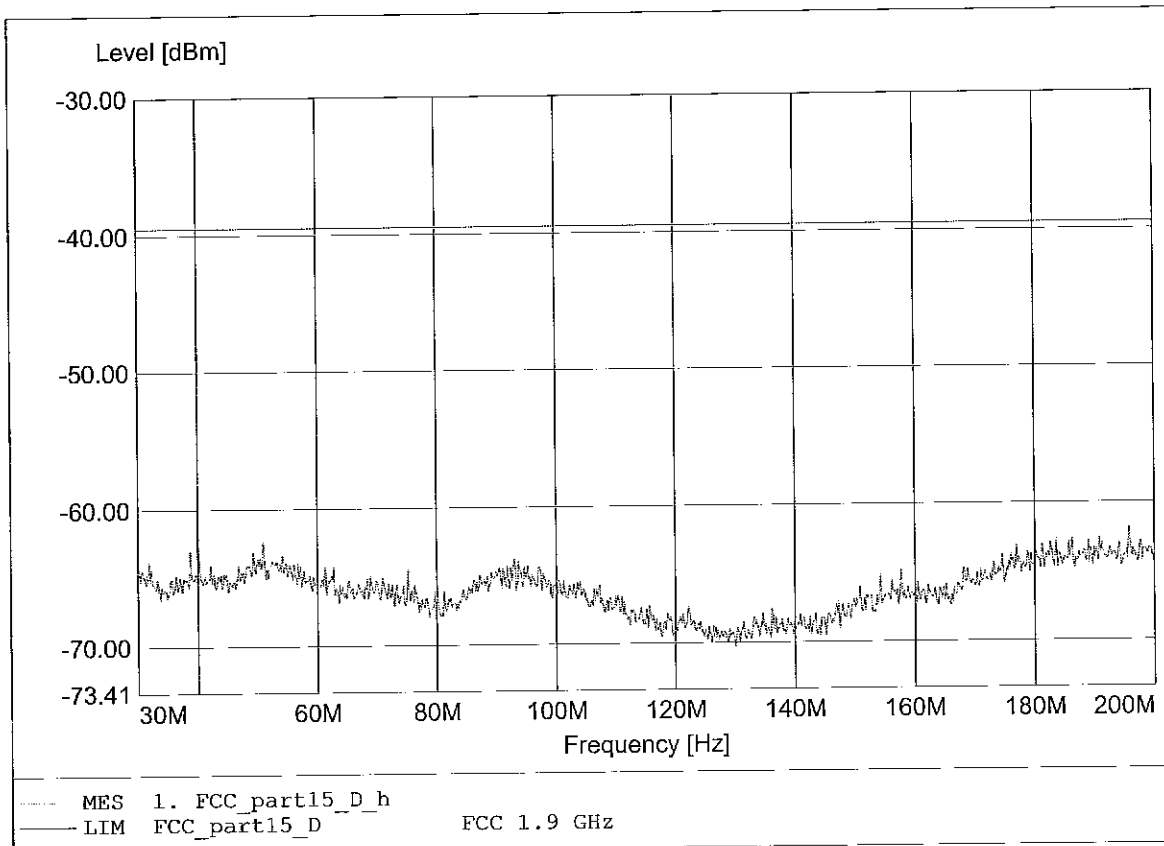
Approval Holder: GN Netcom A/S  
EUT: UPCS base  
Model: GN 9125 base / Ch.: 0; 4 / antenna 0  
Operator: Eurofins ETS Product Service GmbH / Mr. Cersovsky  
Test Conditions: 25°C / Unom.: 120 V ~ (switching power supply)  
Test Specification: Fully anechoic chamber / mode: Tx  
Comment 1: Dist.: 1m, Ant.: HL 025, ampl.  
Comment 2: Freq:19.269GHz Pmax:-72.92dBm RBW:10 kHz



**Spurious emissions under normal conditions**

**FCC RULES PART 15, SUBPART D**

Approval Holder: GN Netcom A/S  
EUT: UPCS base  
Model: GN 9125 base / Ch.: 0; 4 / antenna 1  
Operator: Eurofins ETS Product Service GmbH / Mr. Cersovsky  
Test Conditions: 25°C / Unom.: 120 V ~ (switching power supply)  
Test Specification: Fully anechoic chamber / mode: Tx  
Comment 1: Dist.: 3m, Ant.: HK 116,  
Comment 2: Freq:195.656MHz Pmax:-61.76dBm RBW: 100 kHz

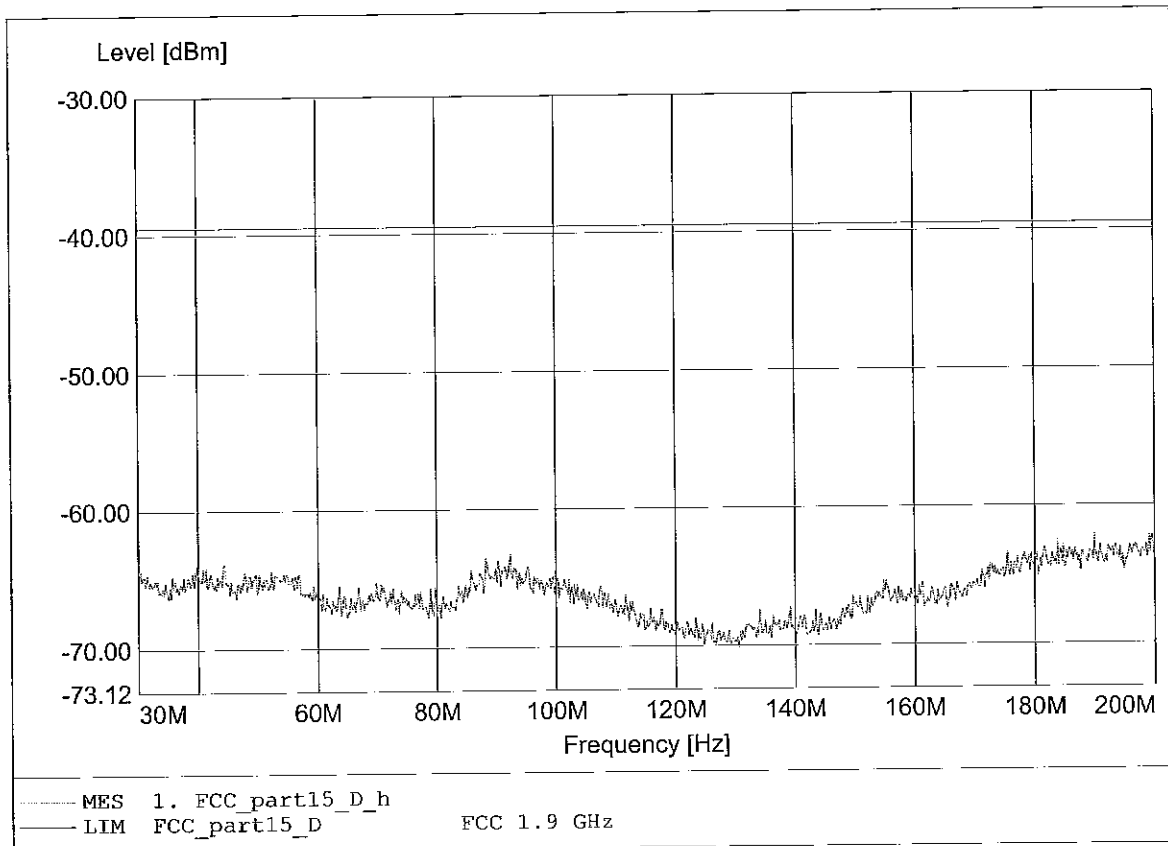




**Spurious emissions under normal conditions**

**FCC RULES PART 15, SUBPART D**

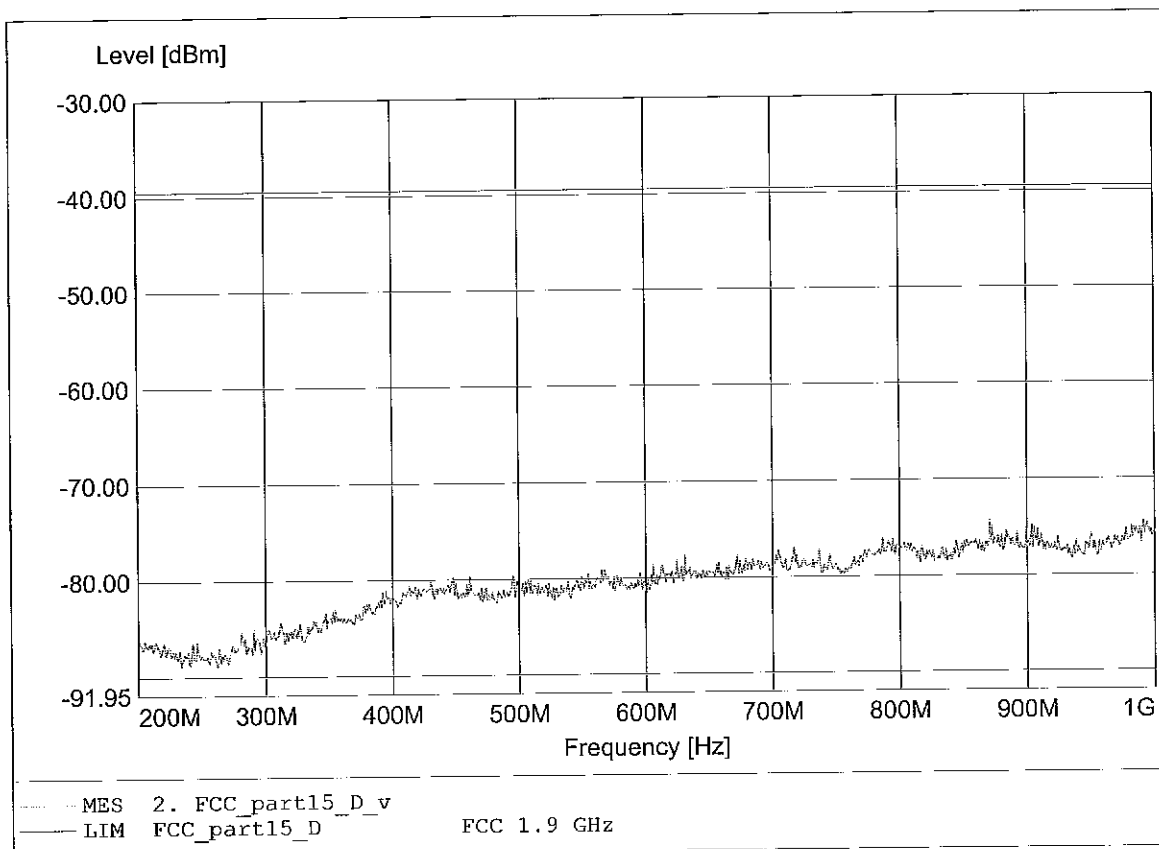
Approval Holder: GN Netcom A/S  
EUT: UPCS base  
Model: GN 9125 base / Ch.: 0; 4 / antenna 1  
Operator: Eurofins ETS Product Service GmbH / Mr. Cersovsky  
Test Conditions: 25°C / Unom.: 120 V ~ (switching power supply)  
Test Specification: Fully anechoic chamber / mode: Tx  
Comment 1: Dist.: 3m, Ant.: HK 116,  
Comment 2: Freq:189.800MHz Pmax:-61.99dBm RBW: 100 kHz



*Spurious emissions under normal conditions*

**FCC RULES PART 15, SUBPART D**

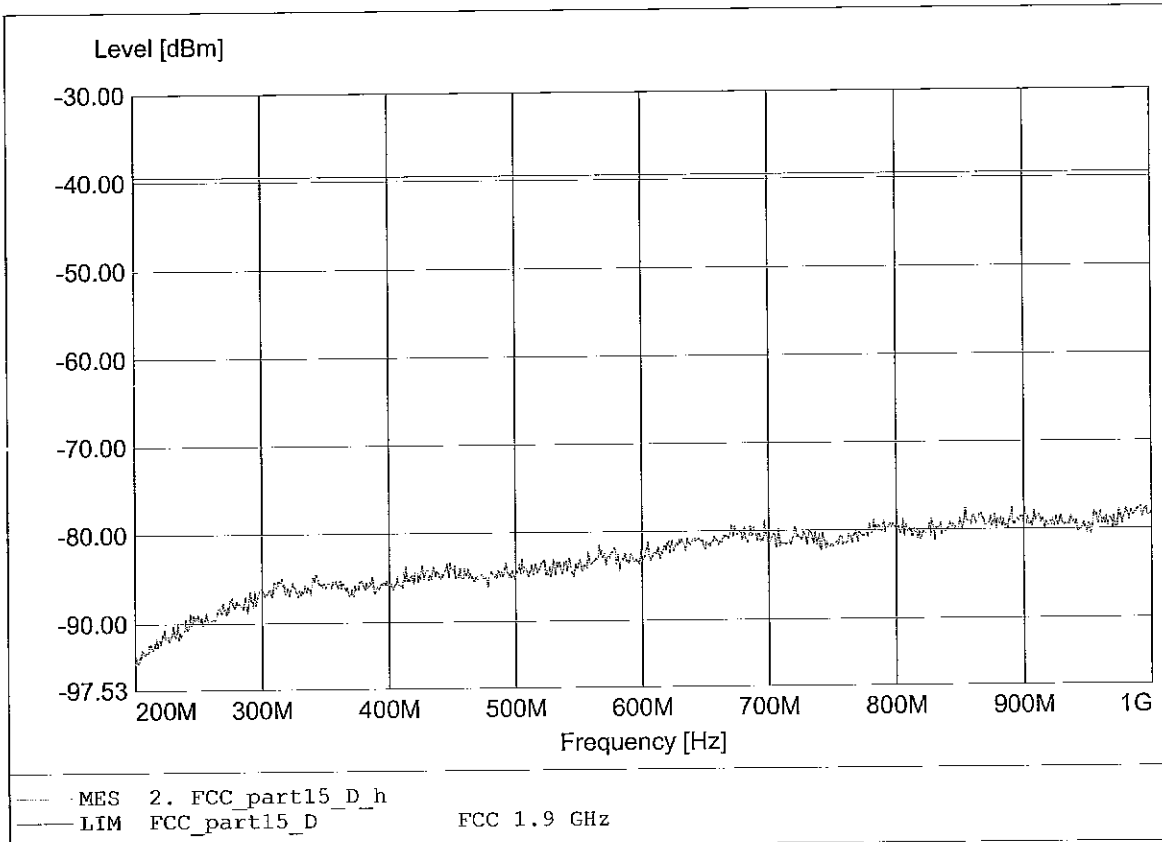
Approval Holder: GN Netcom A/S  
EUT: UPCS base  
Model: GN 9125 base / Ch.: 0; 4 / antenna 1  
Operator: Eurofins ETS Product Service GmbH / Mr. Cersovsky  
Test Conditions: 25°C / Unom.: 120 V ~ (switching power supply)  
Test Specification: Fully anechoic chamber / mode: Tx  
Comment 1: Dist.: 3m, Ant.: HL 223, ampl.  
Comment 2: Freq:871.111MHz Pmax:-74.30dBm RBW: 100 kHz



**Spurious emissions under normal conditions**

**FCC RULES PART 15, SUBPART D**

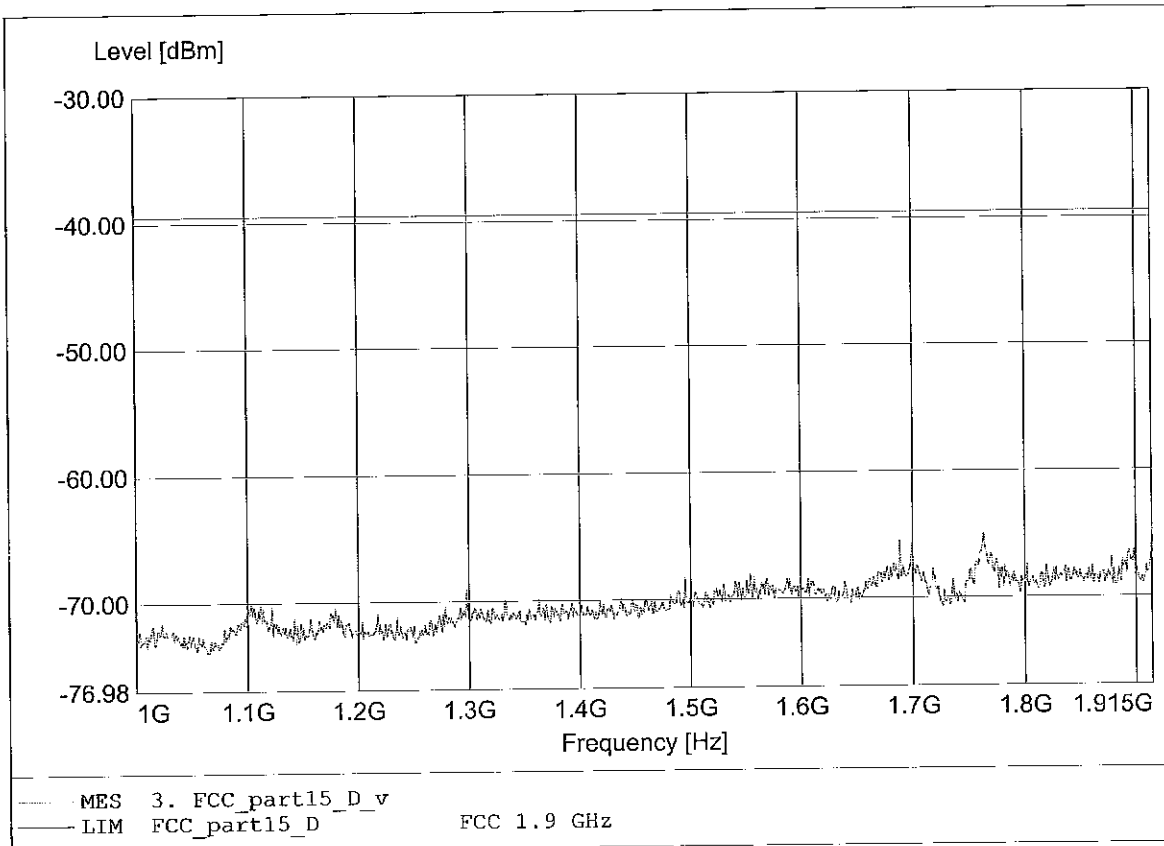
Approval Holder: GN Netcom A/S  
EUT: UPCS base  
Model: GN 9125 base / Ch.: 0; 4 / antenna 1  
Operator: Eurofins ETS Product Service GmbH / Mr. Cersovsky  
Test Conditions: 25°C / Unom.: 120 V ~ (switching power supply)  
Test Specification: Fully anechoic chamber / mode: Tx  
Comment 1: Dist.: 3m, Ant.: HL 223, ampl.  
Comment 2: Freq:854.222MHz Pmax:-77.32dBm RBW: 100 kHz



**Spurious emissions under normal conditions**

**FCC RULES PART 15, SUBPART D**

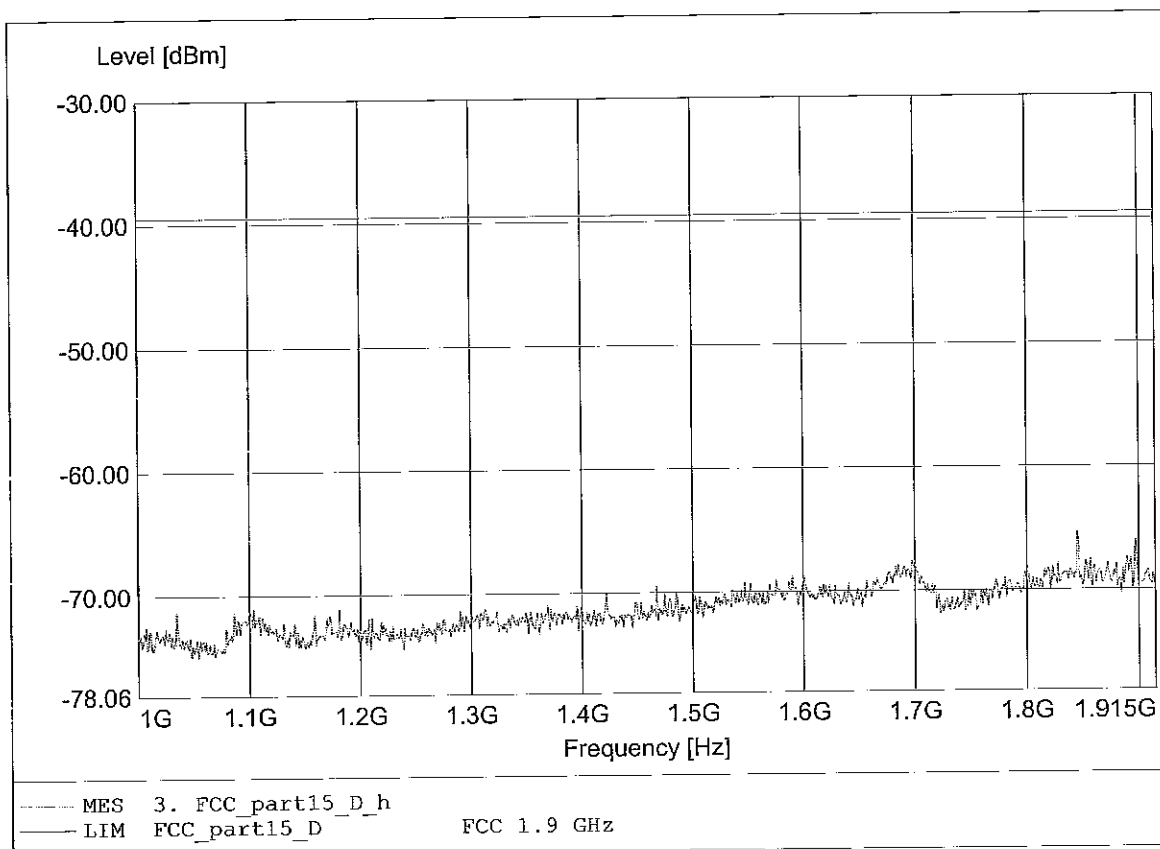
Approval Holder: GN Netcom A/S  
EUT: UPCS base  
Model: GN 9125 base / Ch.: 0; 4 / antenna 1  
Operator: Eurofins ETS Product Service GmbH / Mr. Cersovsky  
Test Conditions: 25°C / Unom.: 120 V ~ (switching power supply)  
Test Specification: Fully anechoic chamber / mode: Tx  
Comment 1: Dist.: 1m, Ant.: HL 025, ampl.  
Comment 2: Freq:1.915GHz Pmax:-64.61dBm RBW: 100 kHz



**Spurious emissions under normal conditions**

**FCC RULES PART 15, SUBPART D**

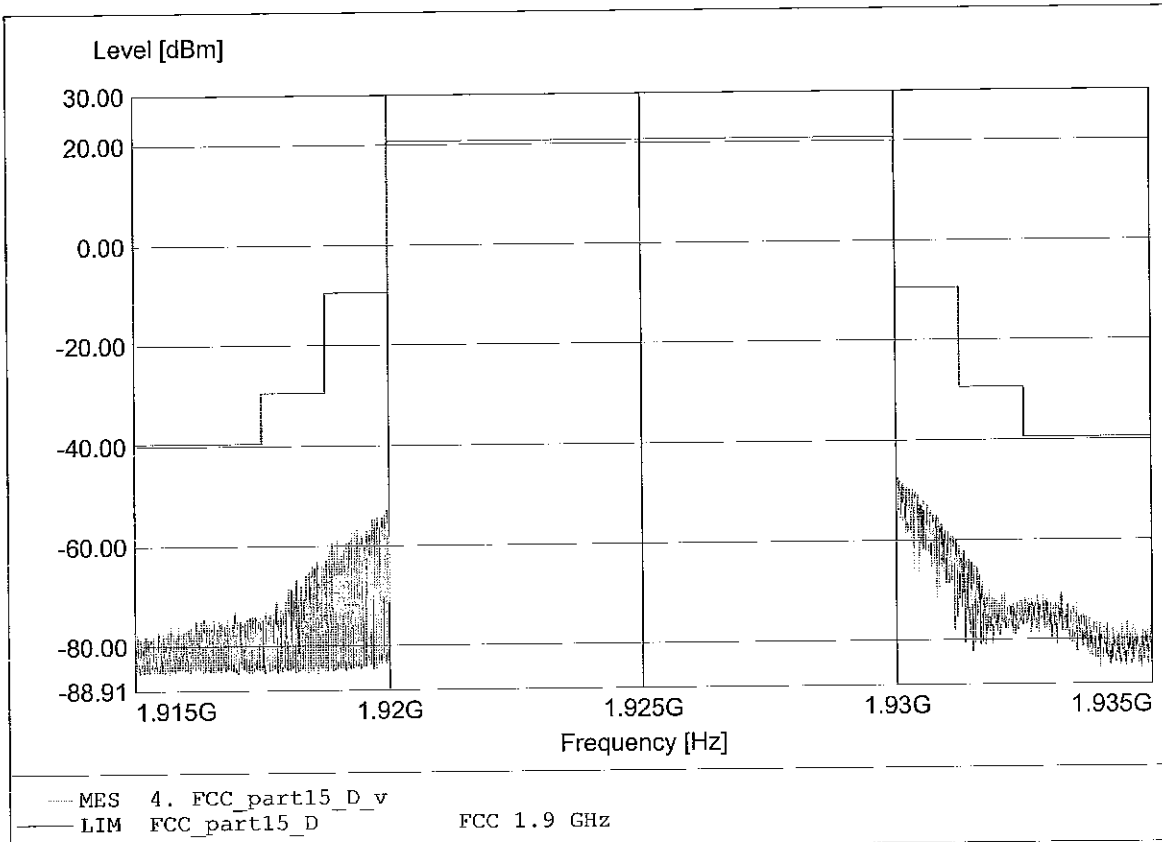
Approval Holder: GN Netcom A/S  
EUT: UPCS base  
Model: GN 9125 base / Ch.: 0; 4 / antenna 1  
Operator: Eurofins ETS Product Service GmbH / Mr. Cersovsky  
Test Conditions: 25°C / Unom.: 120 V ~ (switching power supply)  
Test Specification: Fully anechoic chamber / mode: Tx  
Comment 1: Dist.: 1m, Ant.: HL 025, ampl.  
Comment 2: Freq:1.846GHz Pmax:-65.31dBm RBW: 100 kHz



**Spurious emissions under normal conditions**

**FCC PART 15, SUBPART D (ANSI C63.17-1998, Subclause 6.1.6.3)**

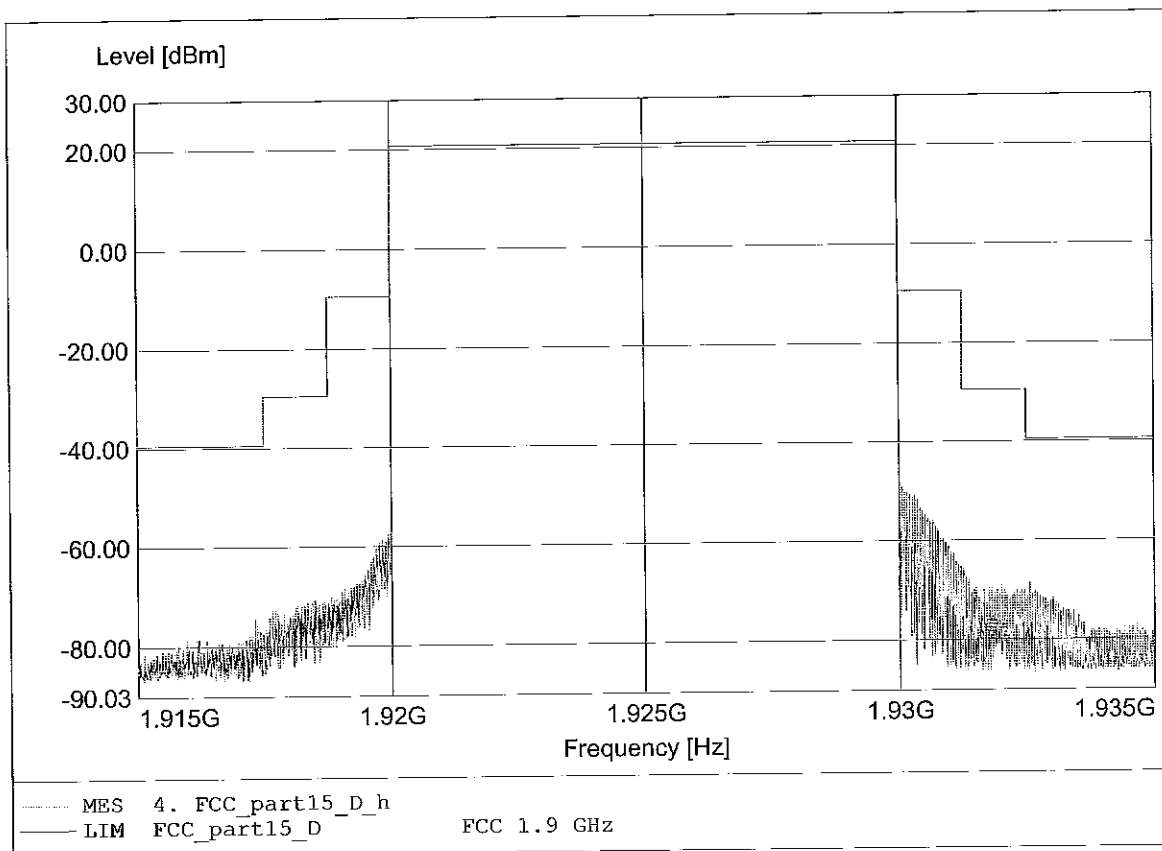
Approval Holder: GN Netcom A/S  
EUT: UPCS base  
Model: GN 9125 base / Ch.: 0; 4 / antenna 1  
Operator: Eurofins ETS Product Service GmbH / Mr. Cersovsky  
Test Conditions: 25°C / Unom.: 120 V ~ (switching power supply)  
Test Specification: Fully anechoic chamber / mode: Tx  
Comment 1: Dist.: 1m, Ant.: HL 025, ampl.  
Comment 2: Freq:1.930GHz Pmax:-47.38dBm RBW: 10 kHz



**Spurious emissions under normal conditions**

**FCC PART 15, SUBPART D (ANSI C63.17-1998, Subclause 6.1.6.3)**

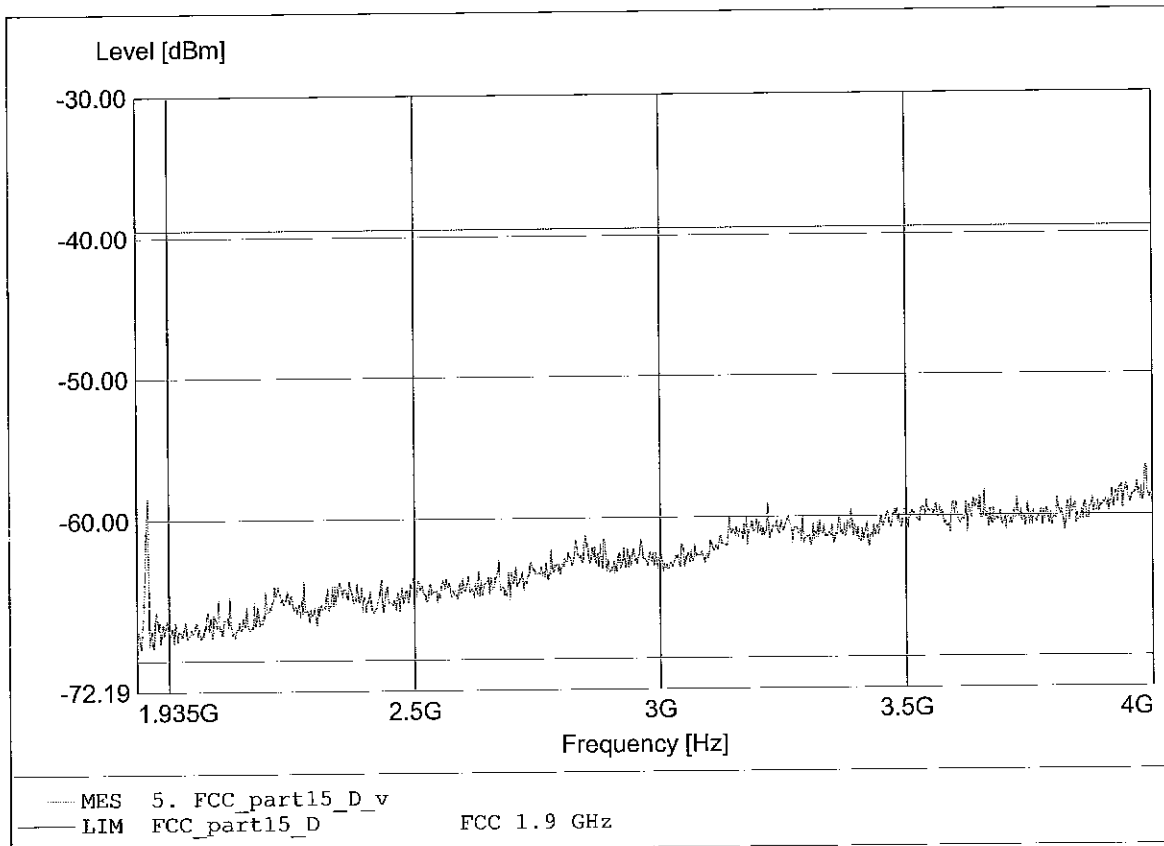
Approval Holder: GN Netcom A/S  
EUT: UPCS base  
Model: GN 9125 base / Ch.: 0; 4 / antenna 1  
Operator: Eurofins ETS Product Service GmbH / Mr. Cersovsky  
Test Conditions: 25°C / Unom.: 120 V ~ (switching power supply)  
Test Specification: Fully anechoic chamber / mode: Tx  
Comment 1: Dist.: 1m, Ant.: HL 025, ampl.  
Comment 2: Freq:1.930GHz Emax:-47.89dBm RBW: 10 kHz



**Spurious emissions under normal conditions**

**FCC RULES PART 15, SUBPART D**

Approval Holder: GN Netcom A/S  
EUT: UPCS base  
Model: GN 9125 base / Ch.: 0; 4 / antenna 1  
Operator: Eurofins ETS Product Service GmbH / Mr. Cersovsky  
Test Conditions: 25°C / Unom.: 120 V ~ (switching power supply)  
Test Specification: Fully anechoic chamber / mode: Tx  
Comment 1: Dist.: 1m, Ant.: HL 025, ampl.  
Comment 2: Freq:3.986GHz Pmax:-56.43dBm RBW: 100 kHz

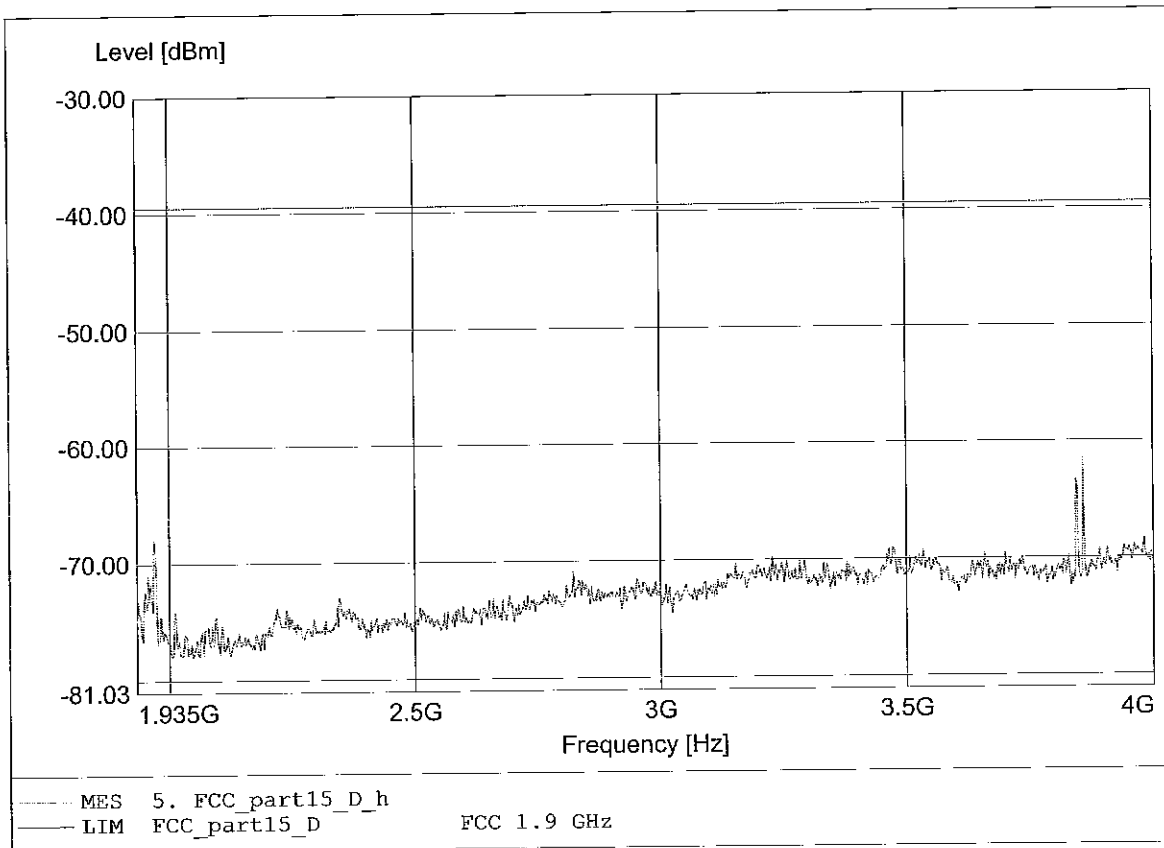




**Spurious emissions under normal conditions**

**FCC RULES PART 15, SUBPART D**

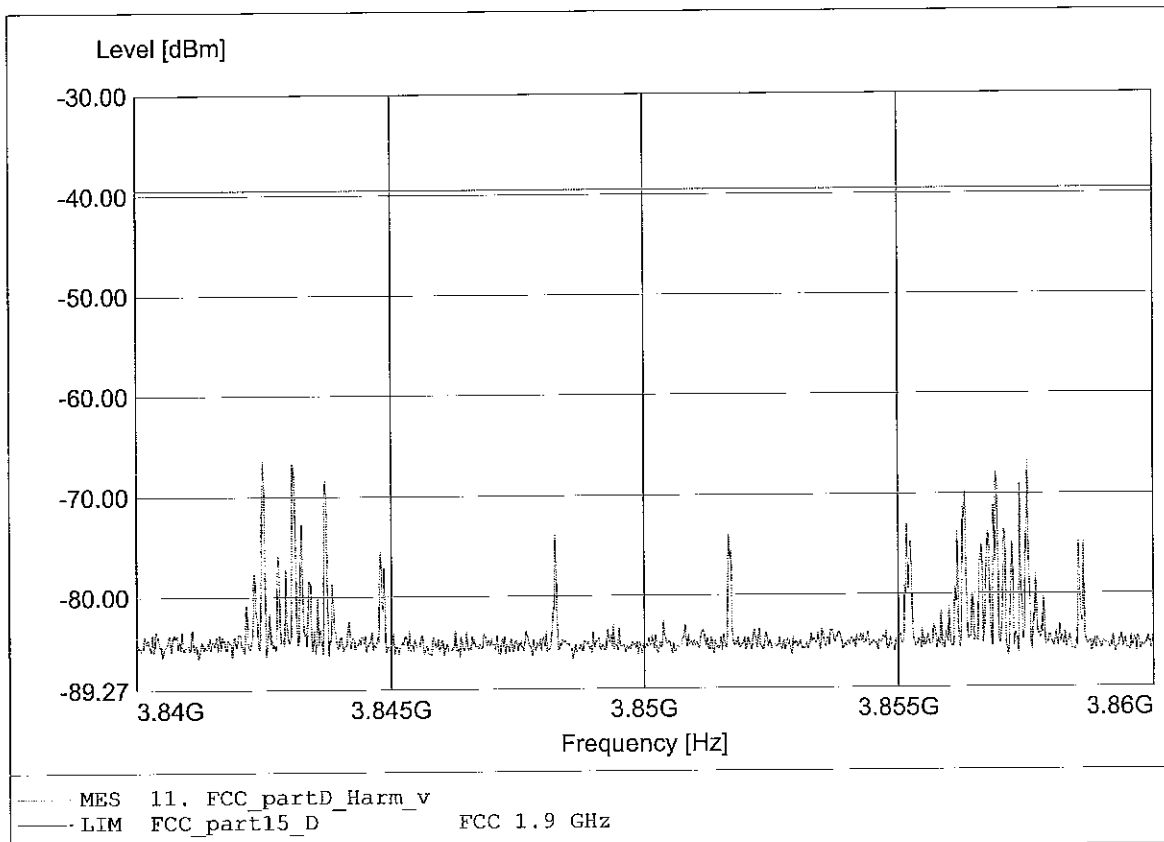
Approval Holder: GN Netcom A/S  
EUT: UPCS base  
Model: GN 9125 base / Ch.: 0; 4 / antenna 1  
Operator: Eurofins ETS Product Service GmbH / Mr. Cersovsky  
Test Conditions: 25°C / Unom.: 120 V ~ (switching power supply)  
Test Specification: Fully anechoic chamber / mode: Tx  
Comment 1: Dist.: 1m, Ant.: HL 025, ampl.  
Comment 2: Freq:3.858GHz Pmax:-61.30dBm RBW: 100 kHz



**Spurious emissions under normal conditions**

**FCC PART 15, SUBPART D (ANSI C63.17-1998, Subclause 6.1.6.3)**

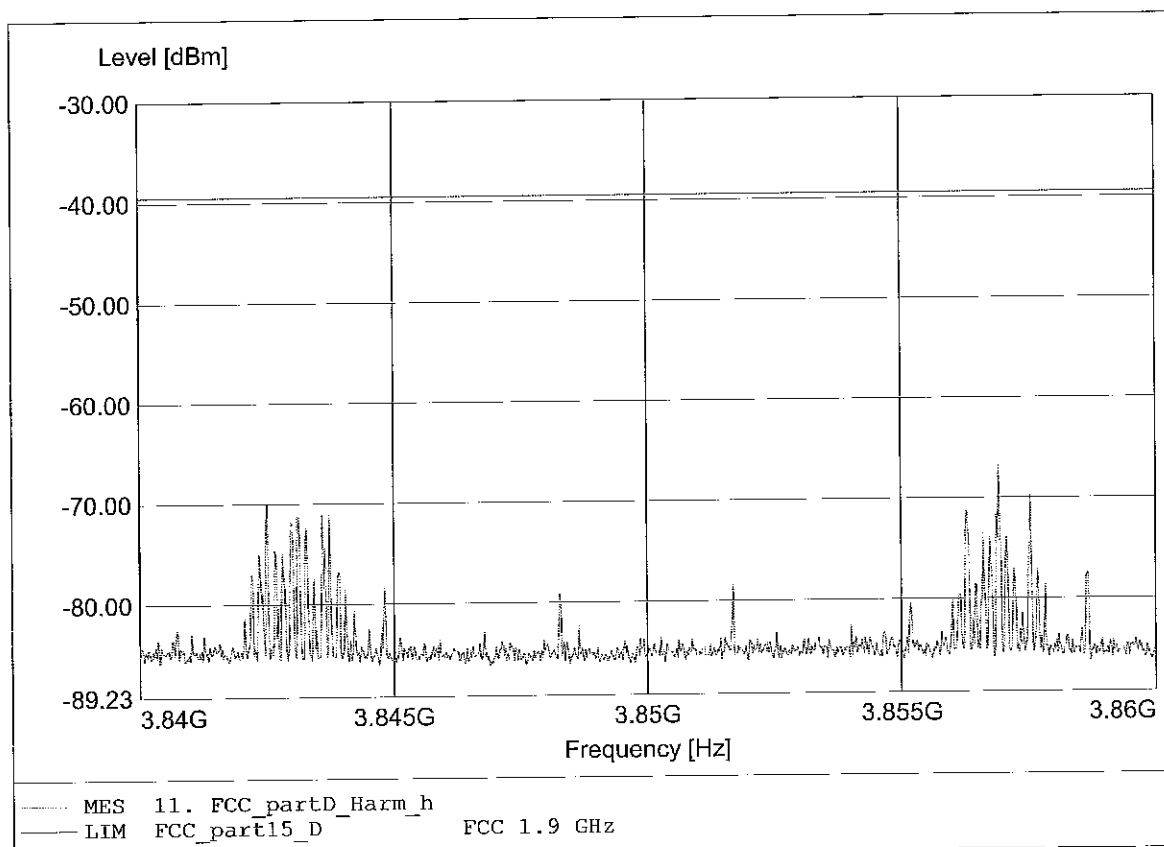
Approval Holder: GN Netcom A/S  
EUT: UPCS base  
Model: GN 9125 base / Ch.: 0; 4 / antenna 1  
Operator: Eurofins ETS Product Service GmbH / Mr. Cersovsky  
Test Conditions: 25°C / Unom.: 120 V ~ (switching power supply)  
Test Specification: Fully anechoic chamber / mode: Tx  
Comment 1: Dist.: 1m, Ant.: HL 025, ampl.  
Comment 2: Freq:3.842GHz Pmax:-66.40dBm RBW:10 kHz



**Spurious emissions under normal conditions**

**FCC PART 15, SUBPART D (ANSI C63.17-1998, Subclause 6.1.6.3)**

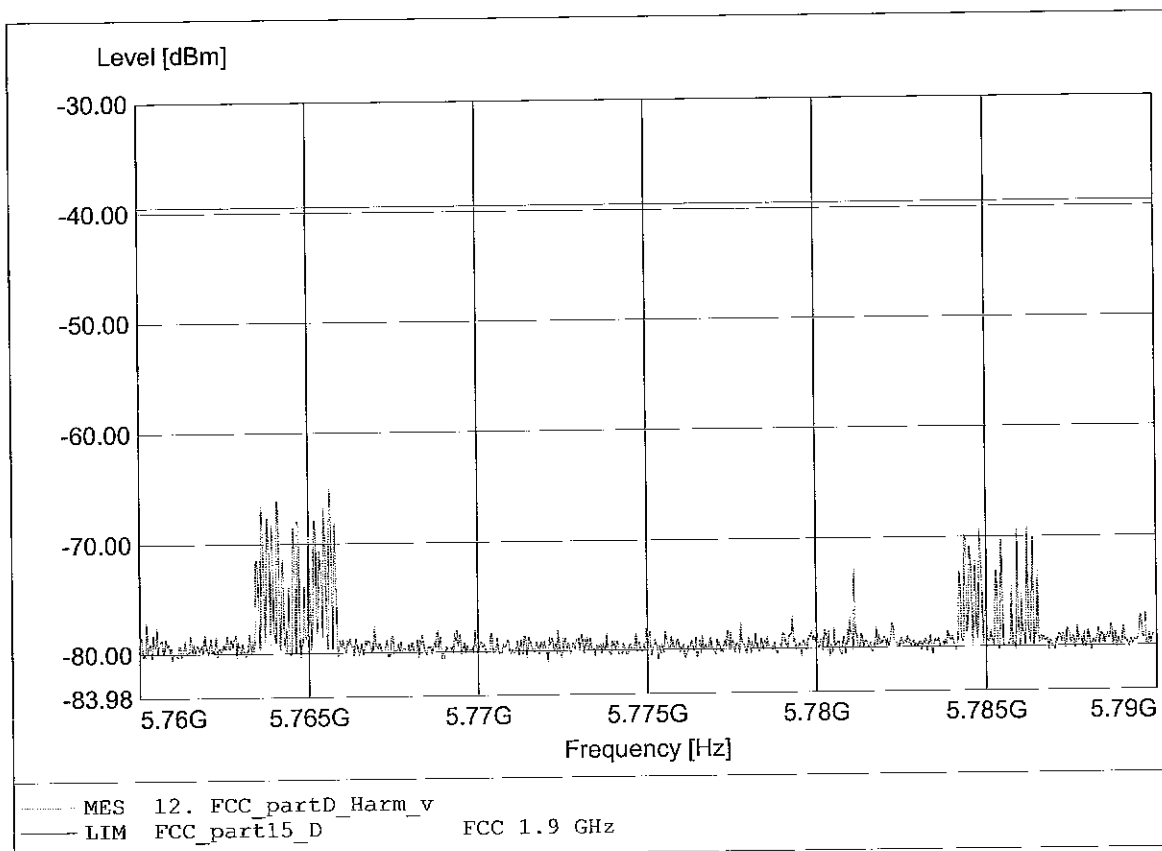
Approval Holder: GN Netcom A/S  
EUT: UPCS base  
Model: GN 9125 base / Ch.: 0; 4 / antenna 1  
Operator: Eurofins ETS Product Service GmbH / Mr. Cersovsky  
Test Conditions: 25°C / Unom.: 120 V ~ (switching power supply)  
Test Specification: Fully anechoic chamber / mode: Tx  
Comment 1: Dist.: 1m, Ant.: HL 025, ampl.  
Comment 2: Freq:3.857GHz Pmax:-66.75dBm RBW:10 kHz



**Spurious emissions under normal conditions**

**FCC PART 15, SUBPART D (ANSI C63.17-1998, Subclause 6.1.6.3)**

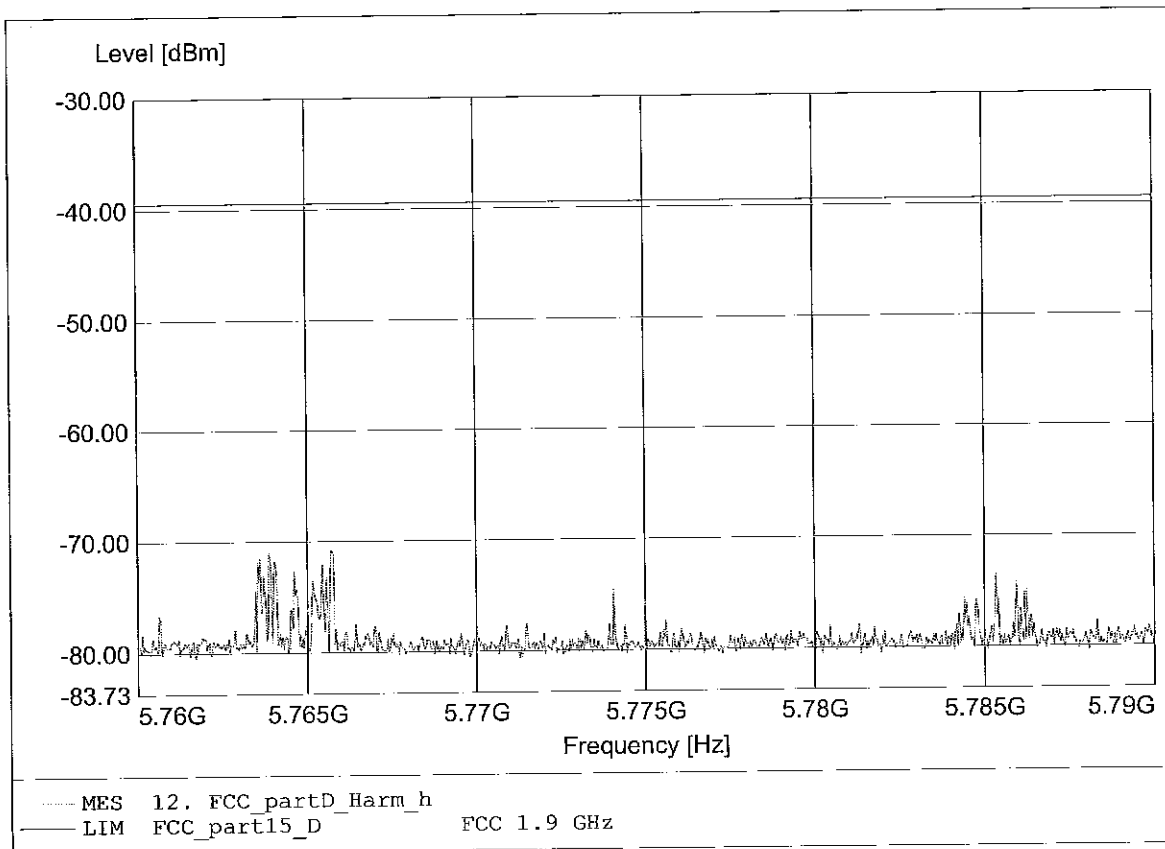
Approval Holder: GN Netcom A/S  
EUT: UPCS base  
Model: GN 9125 base / Ch.: 0; 4 / antenna 1  
Operator: Eurofins ETS Product Service GmbH / Mr. Cersovsky  
Test Conditions: 25°C / Unom.: 120 V ~ (switching power supply)  
Test Specification: Fully anechoic chamber / mode: Tx  
Comment 1: Dist.: 1m, Ant.: HL 025, ampl.  
Comment 2: Freq:5.766GHz Pmax:-65.01dBm RBW:10 kHz



**Spurious emissions under normal conditions**

**FCC PART 15, SUBPART D (ANSI C63.17-1998, Subclause 6.1.6.3)**

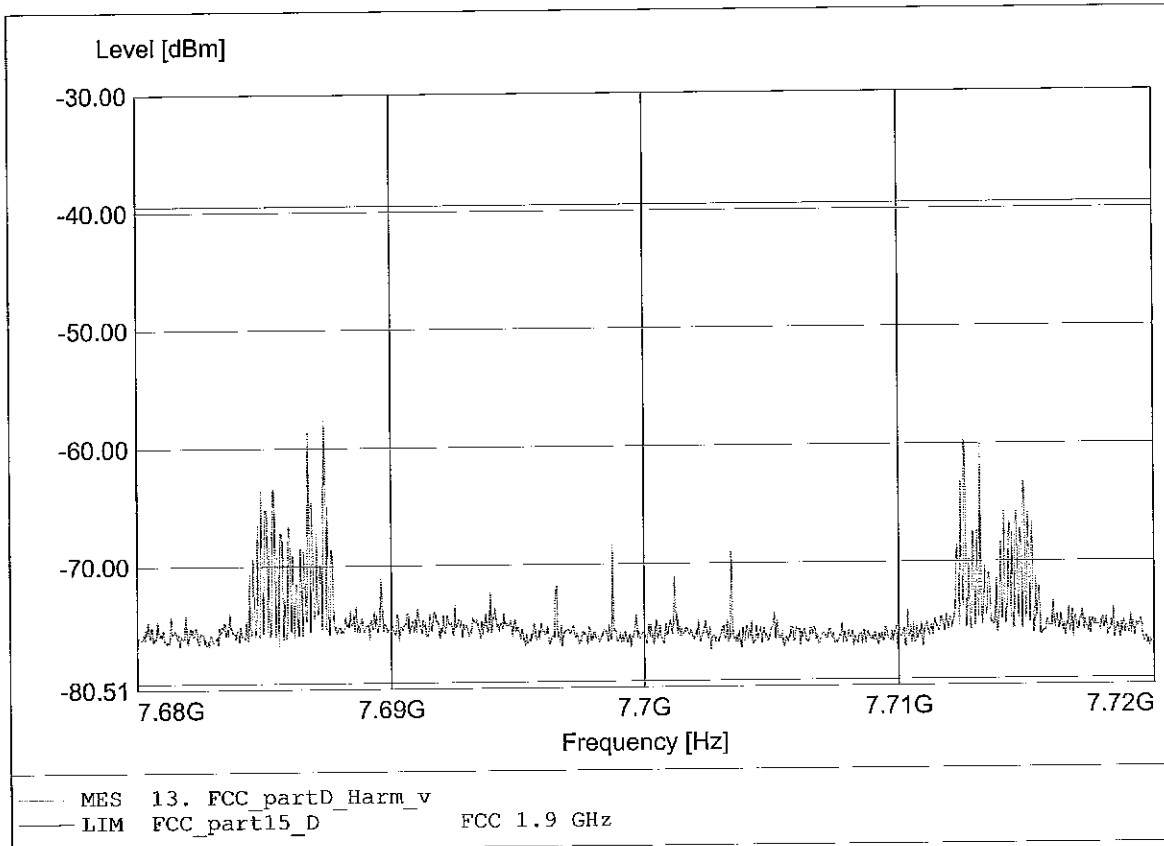
Approval Holder: GN Netcom A/S  
EUT: UPCS base  
Model: GN 9125 base / Ch.: 0; 4 / antenna 1  
Operator: Eurofins ETS Product Service GmbH / Mr. Cersovsky  
Test Conditions: 25°C / Unom.: 120 V ~ (switching power supply)  
Test Specification: Fully anechoic chamber / mode: Tx  
Comment 1: Dist.: 1m, Ant.: HL 025, ampl.  
Comment 2: Freq:5.766GHz Pmax:-70.75dBm RBW:10 kHz



**Spurious emissions under normal conditions**

**FCC PART 15, SUBPART D (ANSI C63.17-1998, Subclause 6.1.6.3)**

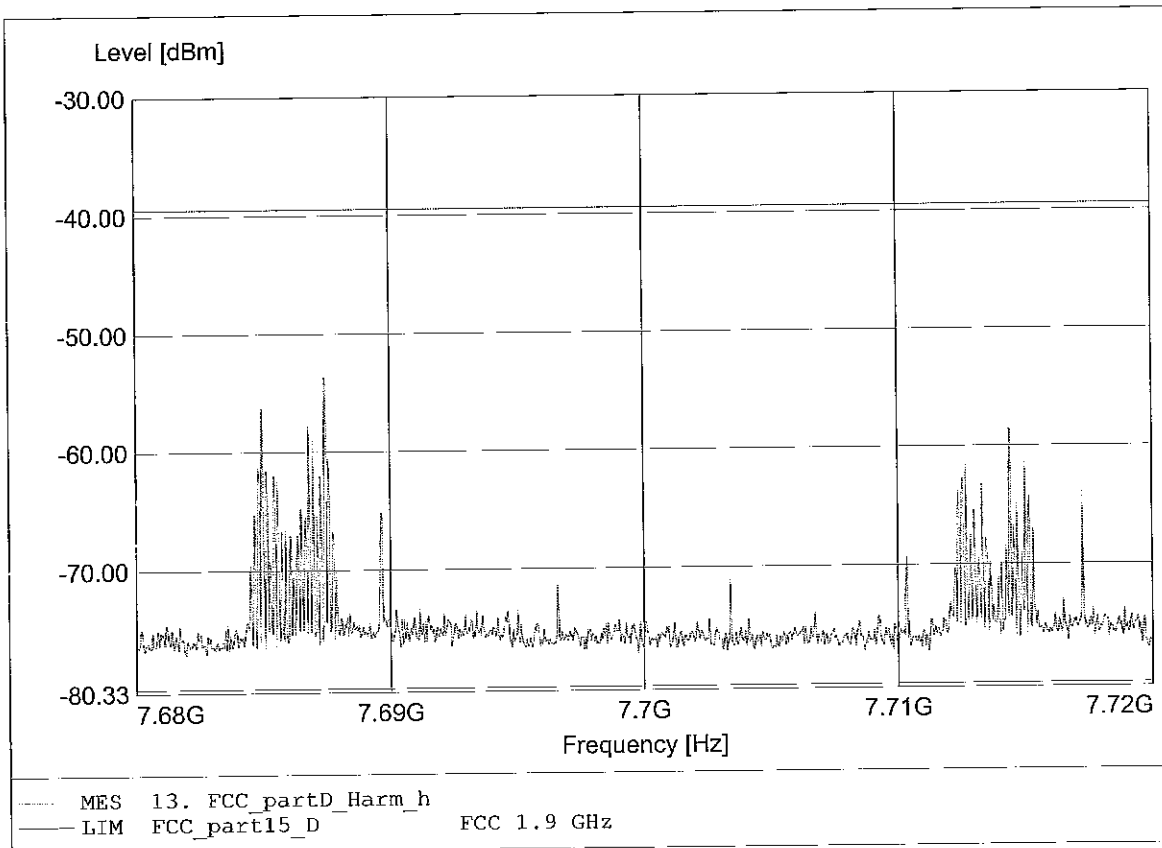
Approval Holder: GN Netcom A/S  
EUT: UPCS base  
Model: GN 9125 base / Ch.: 0; 4 / antenna 1  
Operator: Eurofins ETS Product Service GmbH / Mr. Cersovsky  
Test Conditions: 25°C / Unom.: 120 V ~ (switching power supply)  
Test Specification: Fully anechoic chamber / mode: Tx  
Comment 1: Dist.: 1m, Ant.: HL 025, ampl.  
Comment 2: Freq:7.687GHz Pmax:-57.44dBm RBW:10 kHz



**Spurious emissions under normal conditions**

**FCC PART 15, SUBPART D (ANSI C63.17-1998, Subclause 6.1.6.3)**

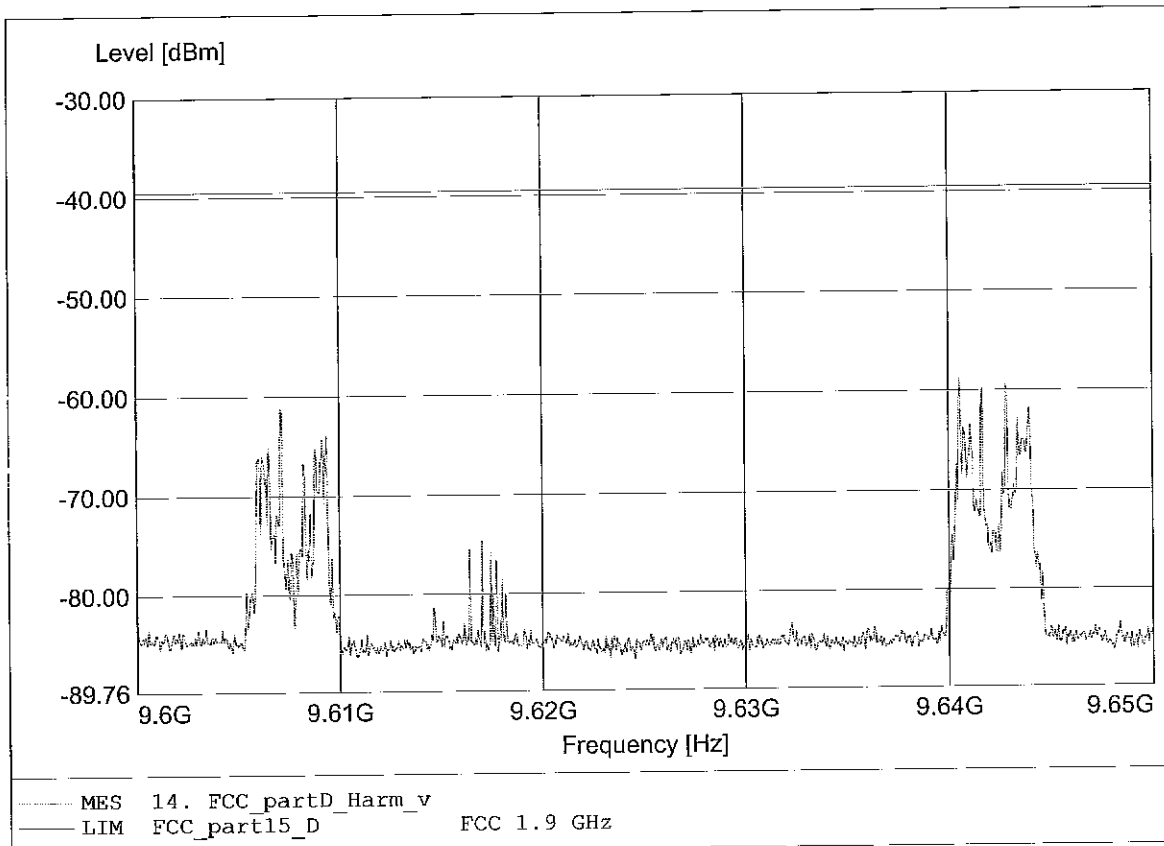
Approval Holder: GN Netcom A/S  
EUT: UPCS base  
Model: GN 9125 base / Ch.: 0; 4 / antenna 1  
Operator: Eurofins ETS Product Service GmbH / Mr. Cersovsky  
Test Conditions: 25°C / Unom.: 120 V ~ (switching power supply)  
Test Specification: Fully anechoic chamber / mode: Tx  
Comment 1: Dist.: 1m, Ant.: HL 025, ampl.  
Comment 2: Freq:7.687GHz Pmax:-53.57dBm RBW:10 kHz



**Spurious emissions under normal conditions**

**FCC PART 15, SUBPART D (ANSI C63.17-1998, Subclause 6.1.6.3)**

Approval Holder: GN Netcom A/S  
EUT: UPCS base  
Model: GN 9125 base / Ch.: 0; 4 / antenna 1  
Operator: Eurofins ETS Product Service GmbH / Mr. Cersovsky  
Test Conditions: 25°C / Unom.: 120 V ~ (switching power supply)  
Test Specification: Fully anechoic chamber / mode: Tx  
Comment 1: Dist.: 1m, Ant.: HL 025, ampl.  
Comment 2: Freq:9.641GHz Pmax:-58.76dBm RBW:10 kHz

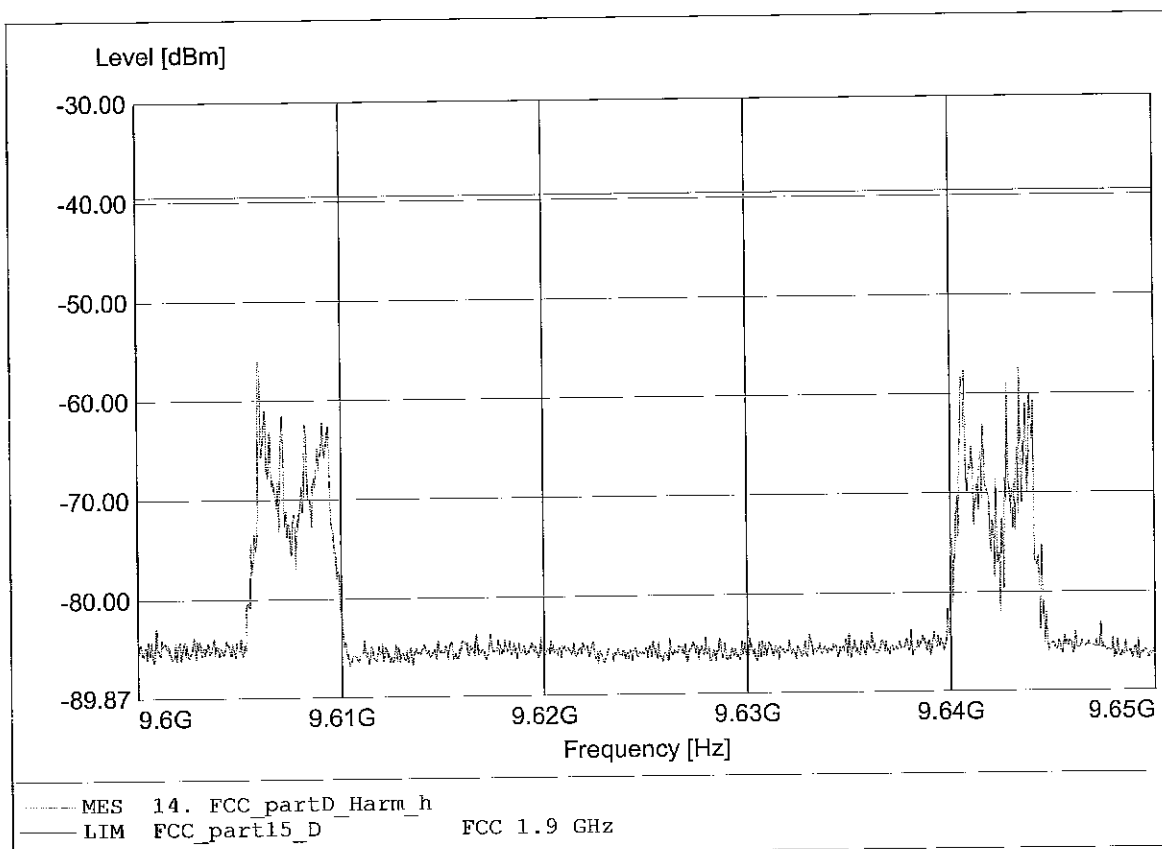




**Spurious emissions under normal conditions**

**FCC PART 15, SUBPART D (ANSI C63.17-1998, Subclause 6.1.6.3)**

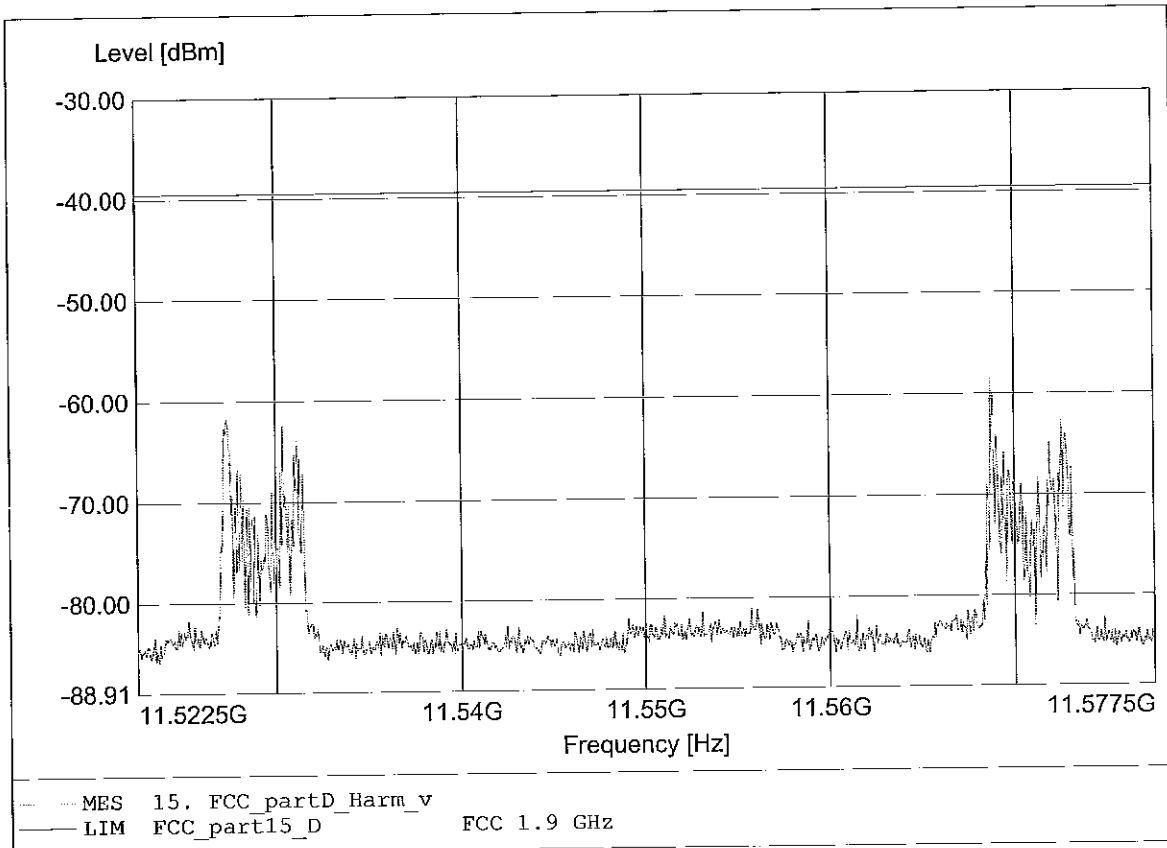
Approval Holder: GN Netcom A/S  
EUT: UPCS base  
Model: GN 9125 base / Ch.: 0; 4 / antenna 1  
Operator: Eurofins ETS Product Service GmbH / Mr. Cersovsky  
Test Conditions: 25°C / Unom.: 120 V ~ (switching power supply)  
Test Specification: Fully anechoic chamber / mode: Tx  
Comment 1: Dist.: 1m, Ant.: HL 025, ampl.  
Comment 2: Freq:9.606GHz Pmax:-55.99dBm RBW:10 kHz



**Spurious emissions under normal conditions**

**FCC PART 15, SUBPART D (ANSI C63.17-1998, Subclause 6.1.6.3)**

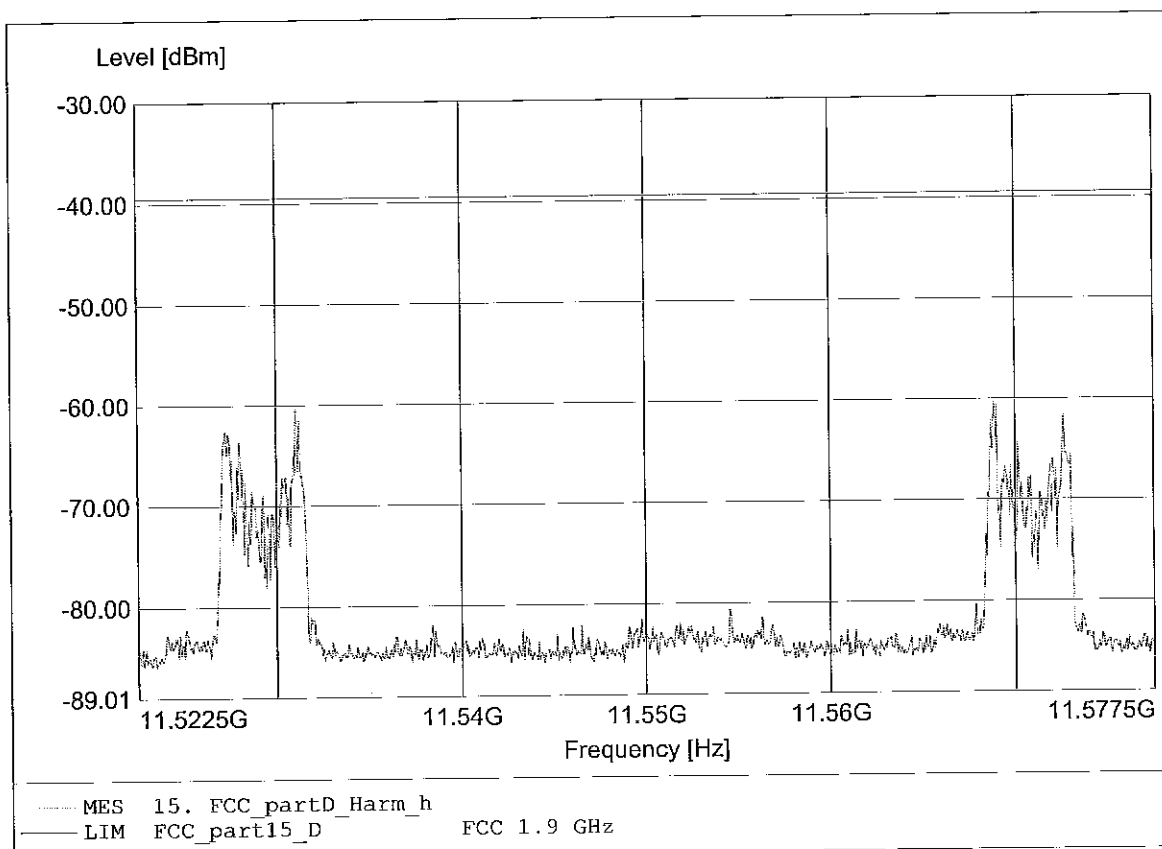
Approval Holder: GN Netcom A/S  
EUT: UPCS base  
Model: GN 9125 base / Ch.: 0; 4 / antenna 1  
Operator: Eurofins ETS Product Service GmbH / Mr. Cersovsky  
Test Conditions: 25°C / Unom.: 120 V ~ (switching power supply)  
Test Specification: Fully anechoic chamber / mode: Tx  
Comment 1: Dist.: 1m, Ant.: HL 025, ampl.  
Comment 2: Freq:11.569GHz Pmax:-58.47dBm RBW:10 kHz



**Spurious emissions under normal conditions**

**FCC PART 15, SUBPART D (ANSI C63.17-1998, Subclause 6.1.6.3)**

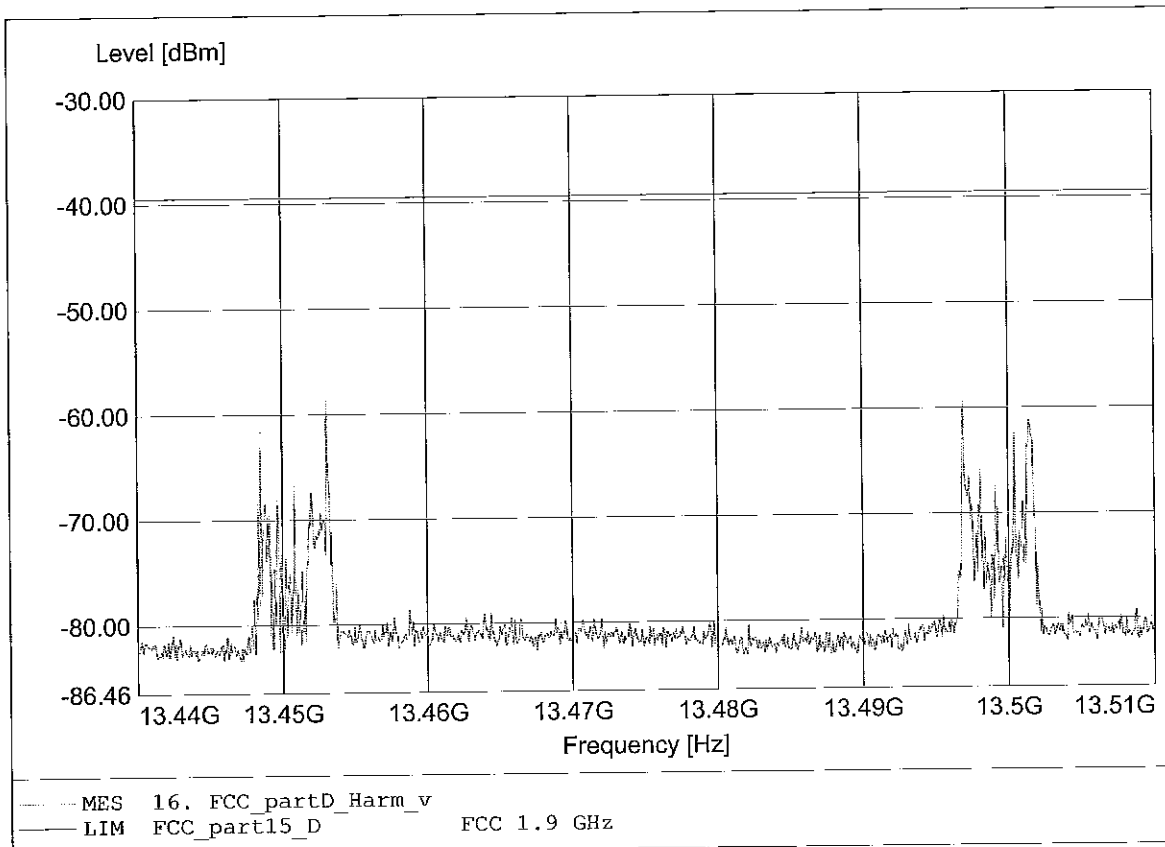
Approval Holder: GN Netcom A/S  
EUT: UPCS base  
Model: GN 9125 base / Ch.: 0; 4 / antenna 1  
Operator: Eurofins ETS Product Service GmbH / Mr. Cersovsky  
Test Conditions: 25°C / Unom.: 120 V ~ (switching power supply)  
Test Specification: Fully anechoic chamber / mode: Tx  
Comment 1: Dist.: 1m, Ant.: HL 025, ampl.  
Comment 2: Freq:11.569GHz Pmax:-60.27dBm RBW:10 kHz



**Spurious emissions under normal conditions**

**FCC PART 15, SUBPART D (ANSI C63.17-1998, Subclause 6.1.6.3)**

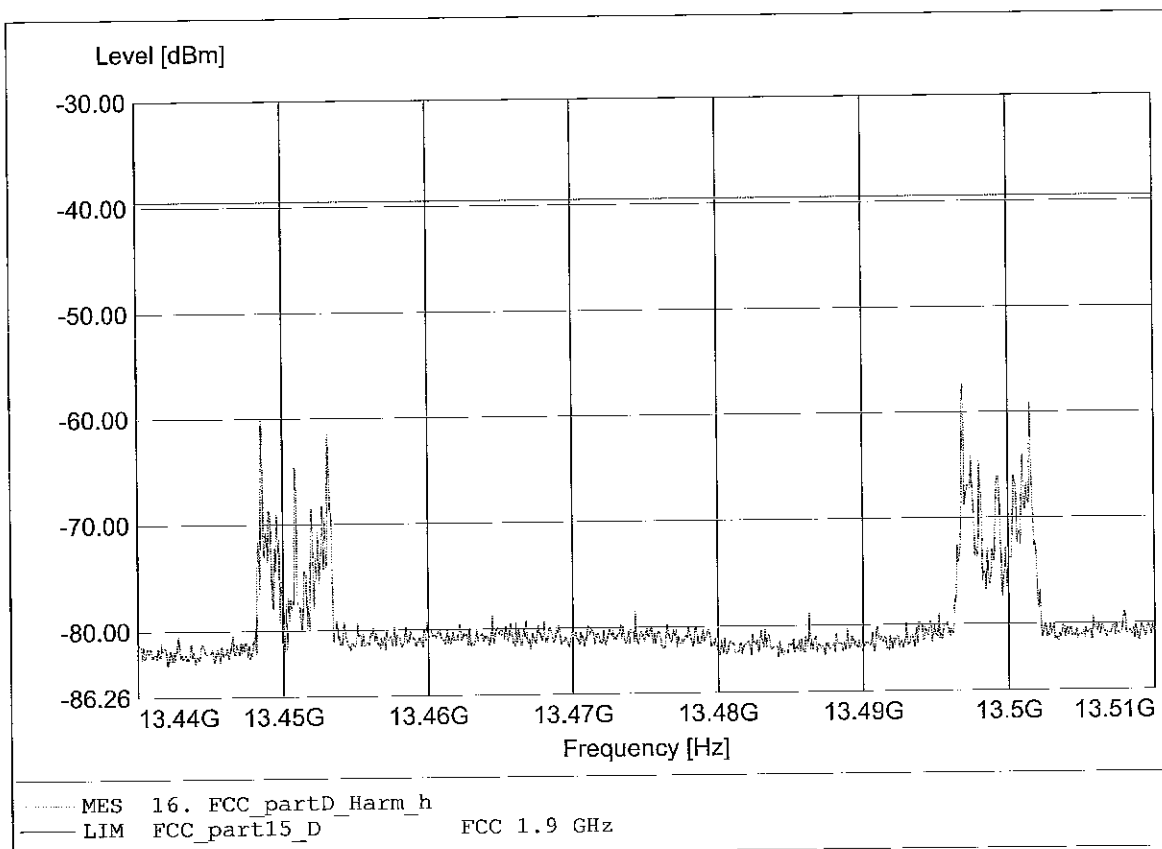
Approval Holder: GN Netcom A/S  
EUT: UPCS base  
Model: GN 9125 base / Ch.: 0; 4 / antenna 1  
Operator: Eurofins ETS Product Service GmbH / Mr. Cersovsky  
Test Conditions: 25°C / Unom.: 120 V ~ (switching power supply)  
Test Specification: Fully anechoic chamber / mode: Tx  
Comment 1: Dist.: 1m, Ant.: HL 025, ampl.  
Comment 2: Freq:13.453GHz Pmax:-58.54dBm RBW:10 kHz



**Spurious emissions under normal conditions**

**FCC PART 15, SUBPART D (ANSI C63.17-1998, Subclause 6.1.6.3)**

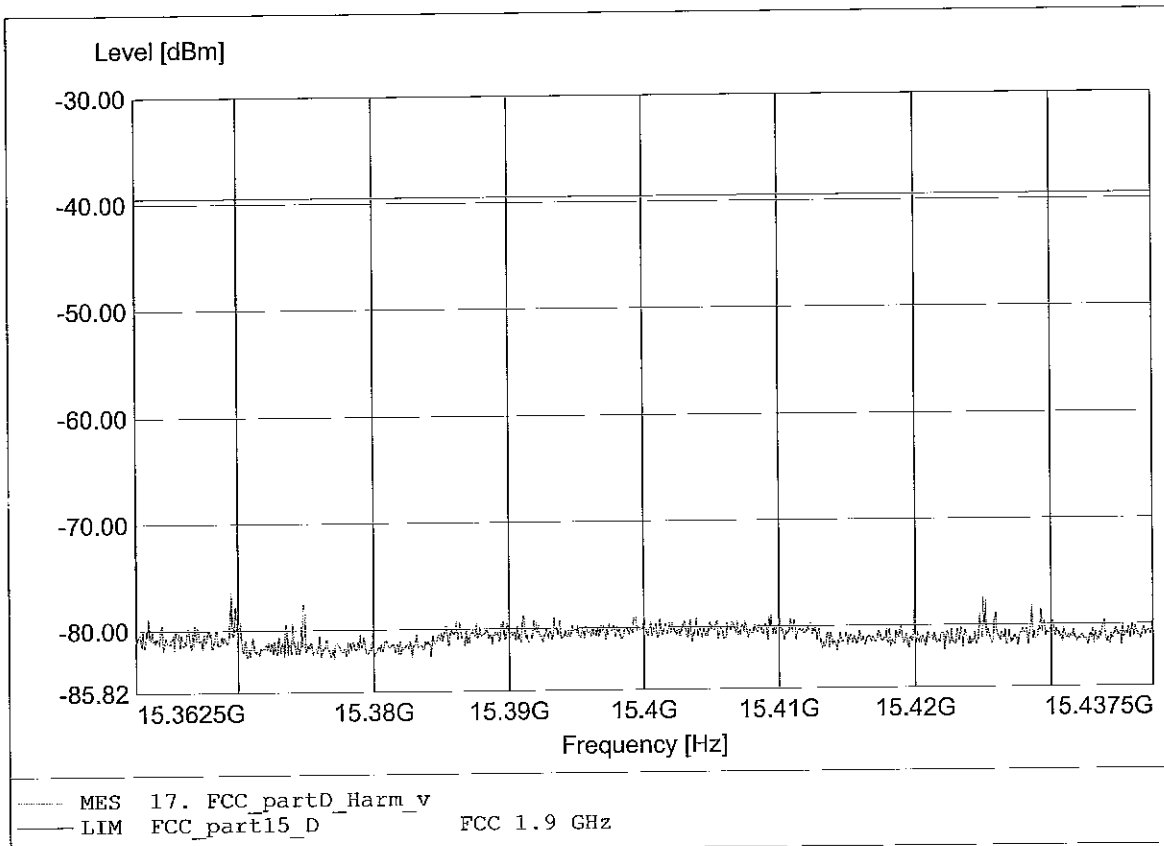
Approval Holder: GN Netcom A/S  
EUT: UPCS base  
Model: GN 9125 base / Ch.: 0; 4 / antenna 1  
Operator: Eurofins ETS Product Service GmbH / Mr. Cersovsky  
Test Conditions: 25°C / Unom.: 120 V ~ (switching power supply)  
Test Specification: Fully anechoic chamber / mode: Tx  
Comment 1: Dist.: 1m, Ant.: HL 025, ampl.  
Comment 2: Freq:13.497GHz Pmax:-57.14dBm RBW:10 kHz



**Spurious emissions under normal conditions**

**FCC PART 15, SUBPART D (ANSI C63.17-1998, Subclause 6.1.6.3)**

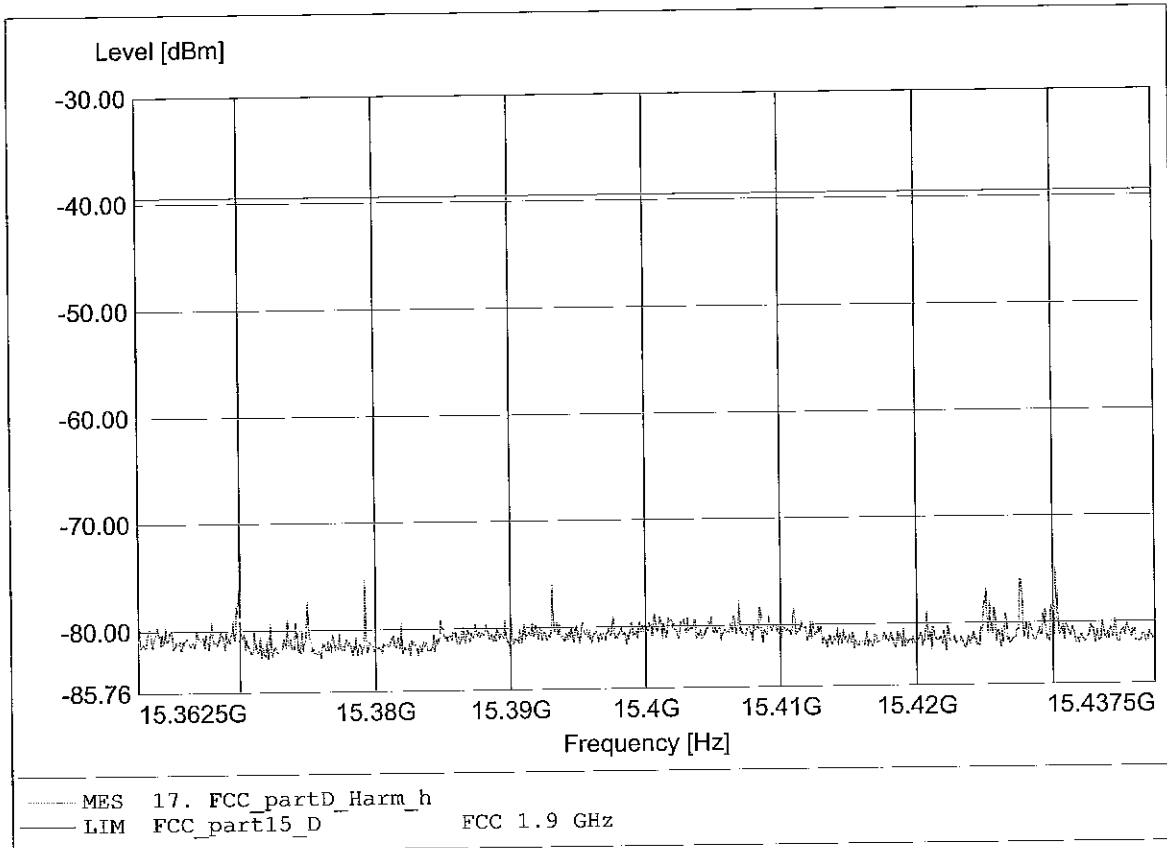
Approval Holder: GN Netcom A/S  
EUT: UPCS base  
Model: GN 9125 base / Ch.: 0; 4 / antenna 1  
Operator: Eurofins ETS Product Service GmbH / Mr. Cersovsky  
Test Conditions: 25°C / Unom.: 120 V ~ (switching power supply)  
Test Specification: Fully anechoic chamber / mode: Tx  
Comment 1: Dist.: 1m, Ant.: HL 025, ampl.  
Comment 2: Freq:15.370GHz Pmax:-76.33dBm RBW:10 kHz



**Spurious emissions under normal conditions**

**FCC PART 15, SUBPART D (ANSI C63.17-1998, Subclause 6.1.6.3)**

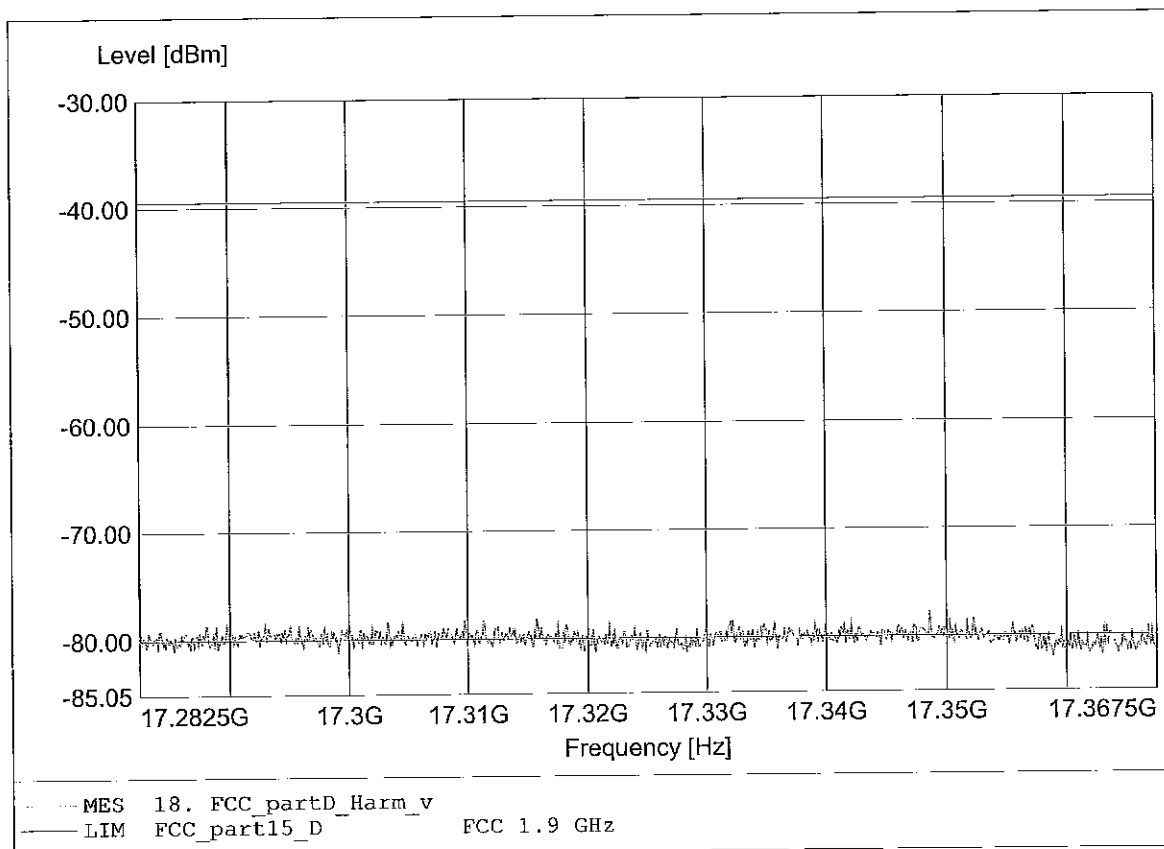
Approval Holder: GN Netcom A/S  
EUT: UPCS base  
Model: GN 9125 base / Ch.: 0; 4 / antenna 1  
Operator: Eurofins ETS Product Service GmbH / Mr. Cersovsky  
Test Conditions: 25°C / Unom.: 120 V ~ (switching power supply)  
Test Specification: Fully anechoic chamber / mode: Tx  
Comment 1: Dist.: 1m, Ant.: HL 025, ampl.  
Comment 2: Freq:15.430GHz Pmax:-74.75dBm RBW:10 kHz



**Spurious emissions under normal conditions**

**FCC PART 15, SUBPART D (ANSI C63.17-1998, Subclause 6.1.6.3)**

Approval Holder: GN Netcom A/S  
EUT: UPCS base  
Model: GN 9125 base / Ch.: 0; 4 / antenna 1  
Operator: Eurofins ETS Product Service GmbH / Mr. Cersovsky  
Test Conditions: 25°C / Unom.: 120 V ~ (switching power supply)  
Test Specification: Fully anechoic chamber / mode: Tx  
Comment 1: Dist.: 1m, Ant.: HL 025, ampl.  
Comment 2: Freq:17.349GHz Pmax:-77.73dBm RBW:10 kHz

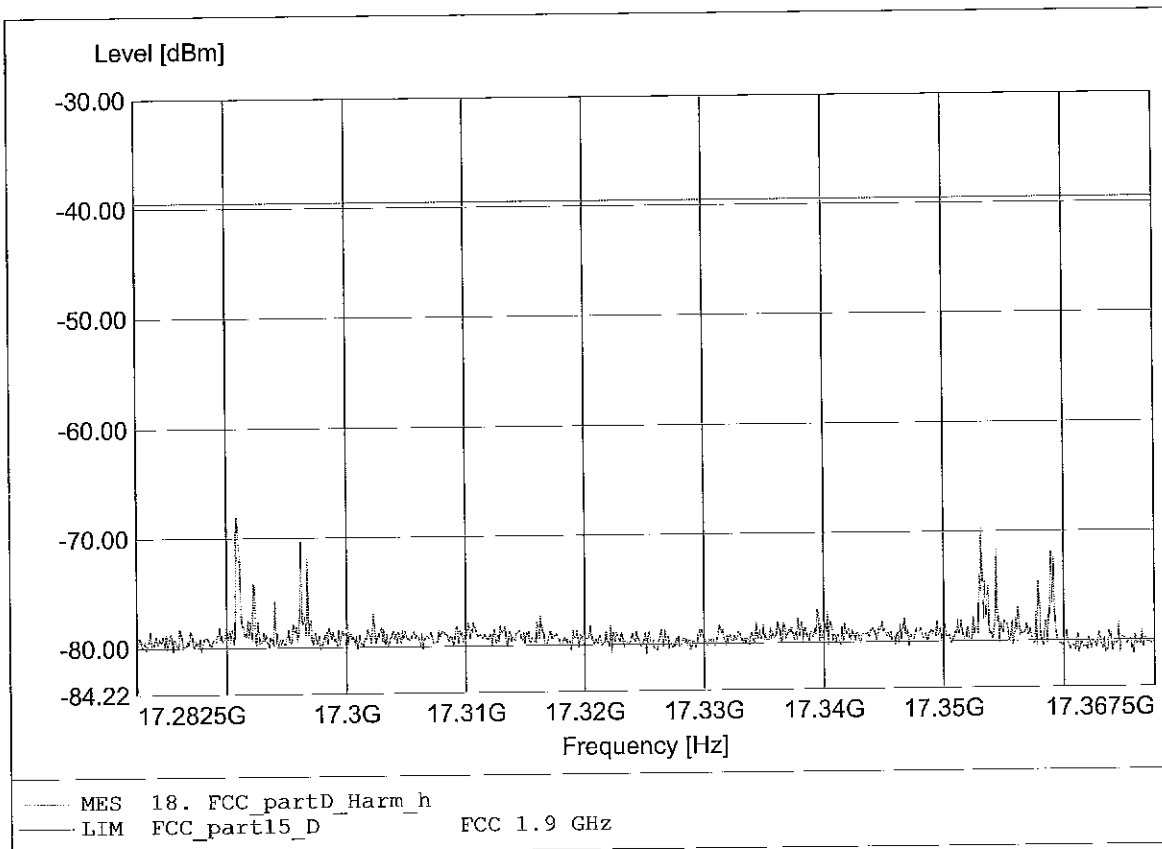




**Spurious emissions under normal conditions**

**FCC PART 15, SUBPART D (ANSI C63.17-1998, Subclause 6.1.6.3)**

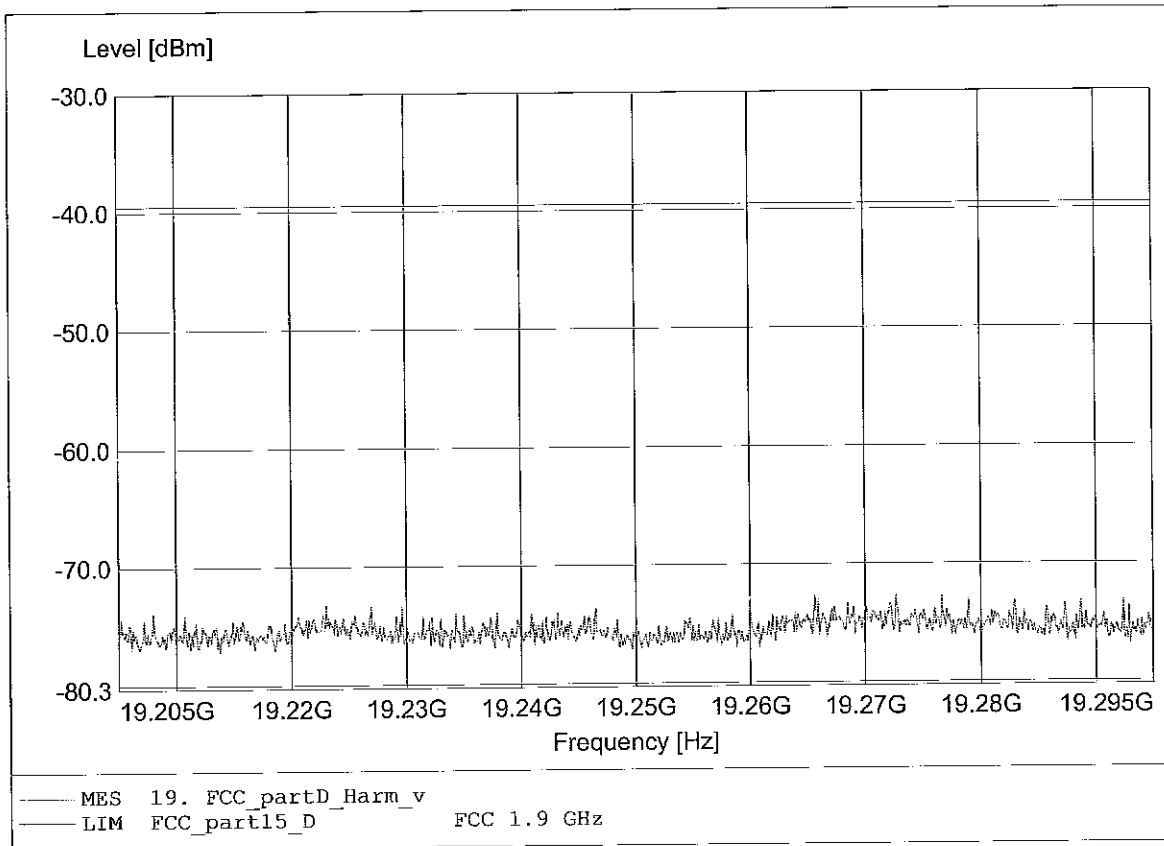
Approval Holder: GN Netcom A/S  
EUT: UPCS base  
Model: GN 9125 base / Ch.: 0; 4 / antenna 1  
Operator: Eurofins ETS Product Service GmbH / Mr. Cersovsky  
Test Conditions: 25°C / Unom.: 120 V ~ (switching power supply)  
Test Specification: Fully anechoic chamber / mode: Tx  
Comment 1: Dist.: 1m, Ant.: HL 025, ampl.  
Comment 2: Freq:17.291GHz Fmax:-67.99dBm RBW:10 kHz



**Spurious emissions under normal conditions**

**FCC PART 15, SUBPART D (ANSI C63.17-1998, Subclause 6.1.6.3)**

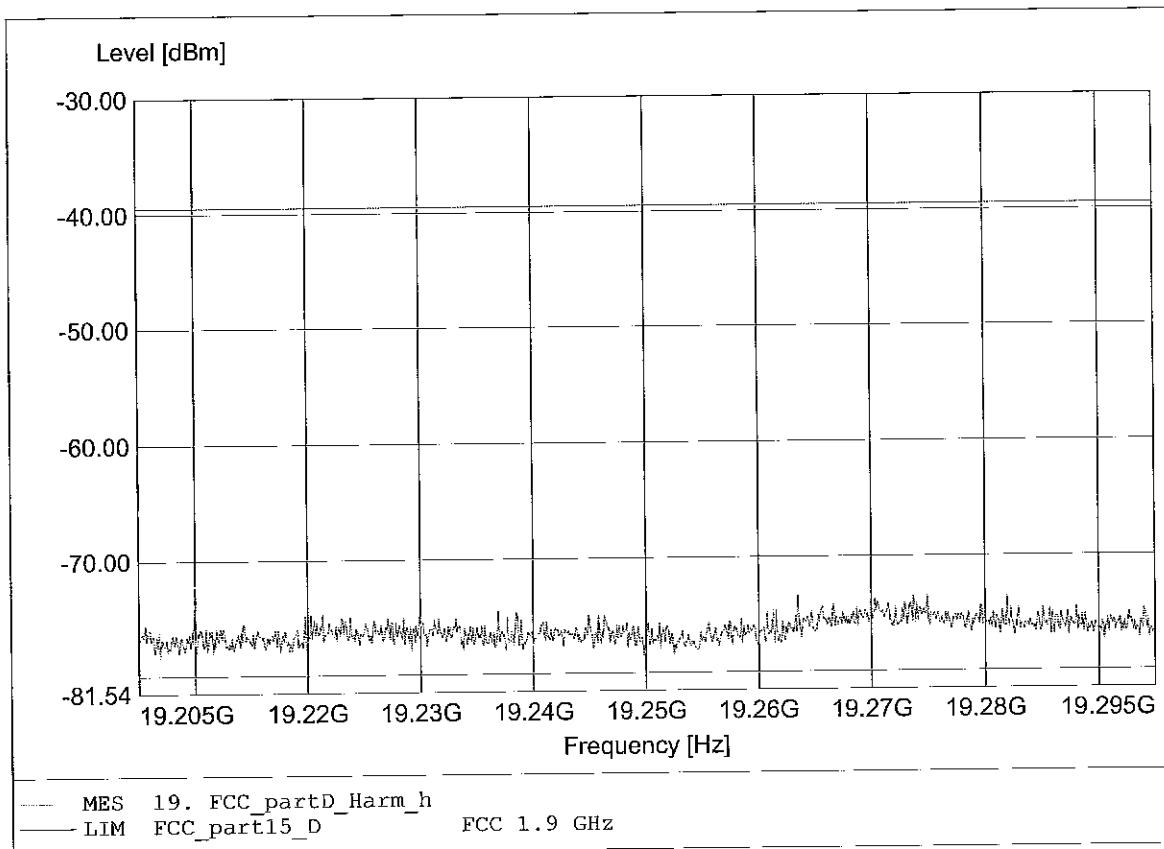
Approval Holder: GN Netcom A/S  
EUT: UPCS base  
Model: GN 9125 base / Ch.: 0; 4 / antenna 1  
Operator: Eurofins ETS Product Service GmbH / Mr. Cersovsky  
Test Conditions: 25°C / Unom.: 120 V ~ (switching power supply)  
Test Specification: Fully anechoic chamber / mode: Tx  
Comment 1: Dist.: 1m, Ant.: HL 025, ampl.  
Comment 2: Freq:19.273GHz Pmax:-72.44dBm RBW:10 kHz



**Spurious emissions under normal conditions**

**FCC PART 15, SUBPART D (ANSI C63.17-1998, Subclause 6.1.6.3)**

Approval Holder: GN Netcom A/S  
EUT: UPCS base  
Model: GN 9125 base / Ch.: 0; 4 / antenna 1  
Operator: Eurofins ETS Product Service GmbH / Mr. Cersovsky  
Test Conditions: 25°C / Unom.: 120 V ~ (switching power supply)  
Test Specification: Fully anechoic chamber / mode: Tx  
Comment 1: Dist.: 1m, Ant.: HL 025, ampl.  
Comment 2: Freq:19.274GHz Pmax:-73.36dBm RBW:10 kHz





eurofins

AN DER UNIVERSITÄT ZÜRICH

ETS Product Service GmbH

## Annex M

Frame period

---

Test Report No.: G0M20805-1795-C-1

Eurofins ETS Product Service GmbH  
Storkower Str. 38c, D-15526 Reichenwalde, Germany

Annex M

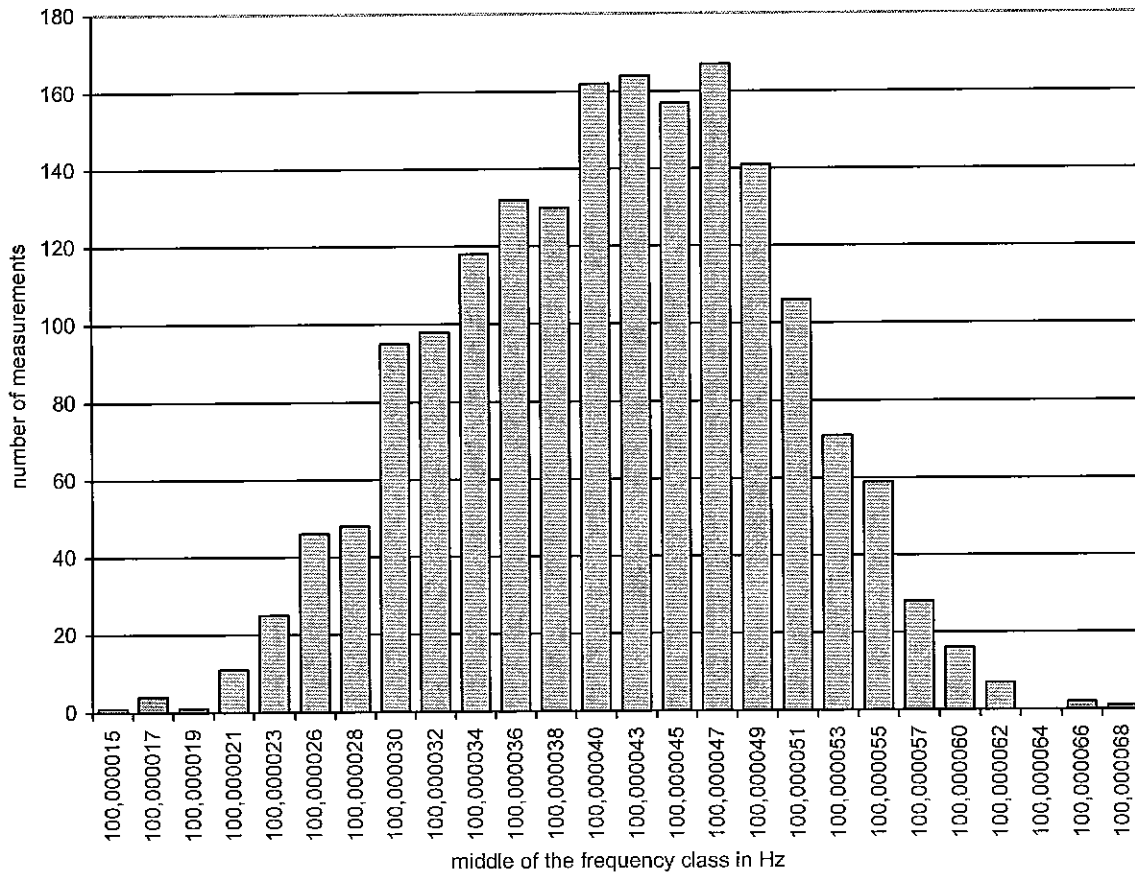
## FCC Part 15.323(e.1) Frame repetition

### Testprocedure ANSI 63.17-2006 6.2.2 UCPS

EUT	UPCS Base + Headset
Model	GN9125 UPCS
Applicant	GN Netcom A/S
Temperature	23°C
Test Site / Operator	Eurofins ETS Product Service GmbH
Test Specification	6.2.2 Frame repetition

Width of the frequency class	0,000002 Hz
Mean	100,000041 Hz
Deviation	0,000009
Stability in ppm	0,257453 ppm
Test result	Verdict = PASS

### Histogram



Measurement diagram

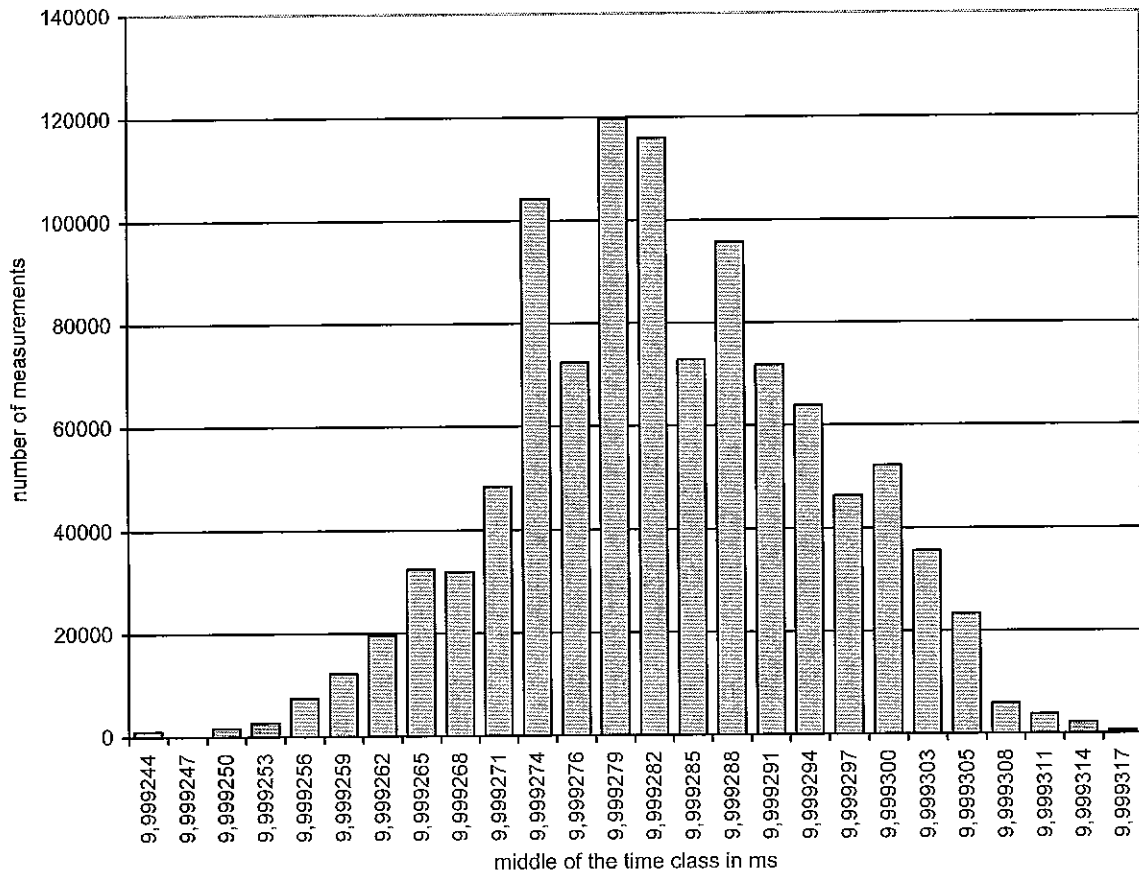
## FCC Part 15.323(e.4) Frame Period and jitter

### Testprocedure ANSI 63.17-2006 6.2.3 UCPS

EUT	UPCS Base + Headset
Model	GN9125 UPCS
Applicant	GN Netcom A/S
Temperature	23°C
Test Site / Operator	Eurofins ETS Product Service GmbH
Test Specification	6.2.3 Frame Period and jitter

Width of the time class	0,002906 $\mu$ s
Mean	9,999283 ms
Deviation	0,000012
Max-Min	0,072643 $\mu$ s
Test result	Verdict = PASS

### Histogram



Measurement diagram

## Annex N

Frequency stability

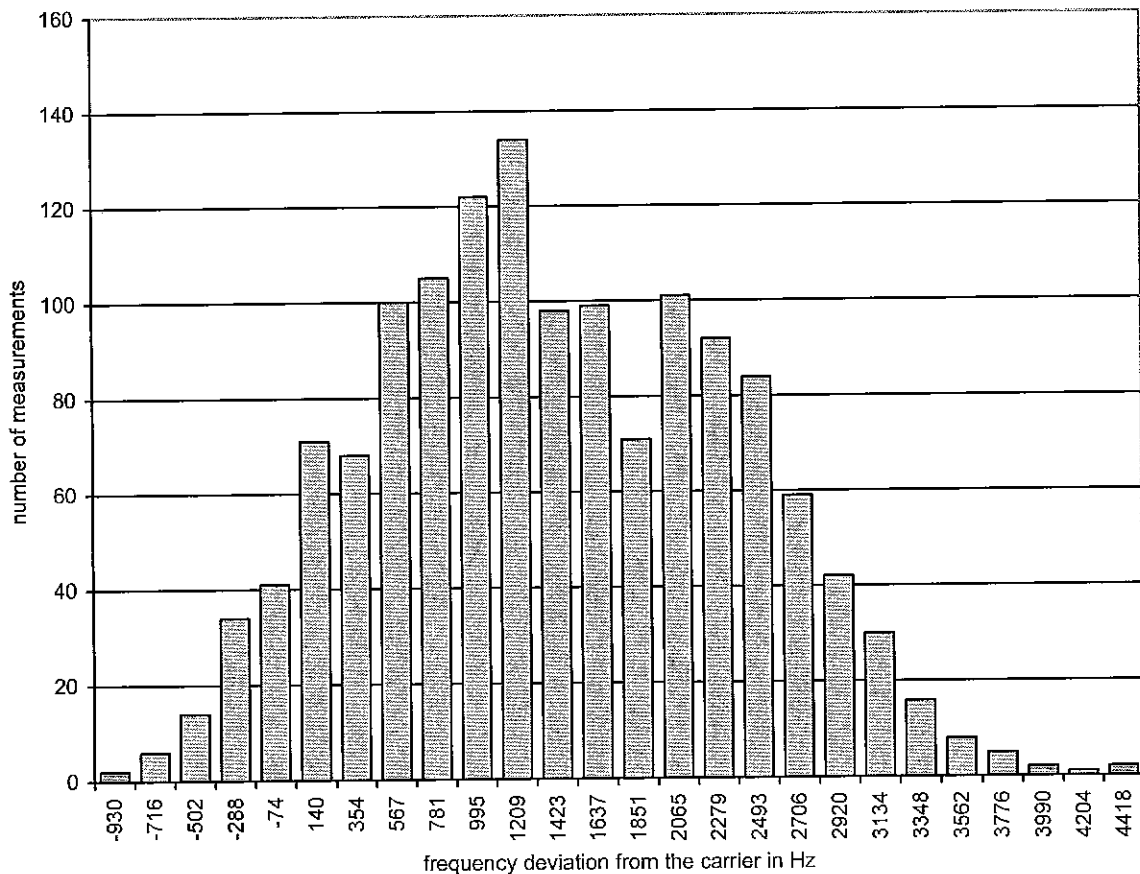
## FCC Part 15.323(f) Frequency Stability

### Testprocedure ANSI 63.17-2006 6.2.1

EUT	UPCS Base + Headset
Model	GN9125 UPCS
Applicant	GN Netcom A/S
Temperature	tnom 23 °C
Test Site / Operator	Eurofins ETS Product Service GmbH
Test Specification	6.2.1 Frequency stability

Power supply	Vnom
Frequency of carrier	1924,993634 MHz
Measured mean	1924,993634 MHz
Stability (supply temp)	-0,0 ppm (reference)
Result	Verdict = PASS
Stability over time	fmax : 1,56 ppm fmin : 1,22 ppm
Result	Verdict = PASS

### Histogram



Measurement diagram





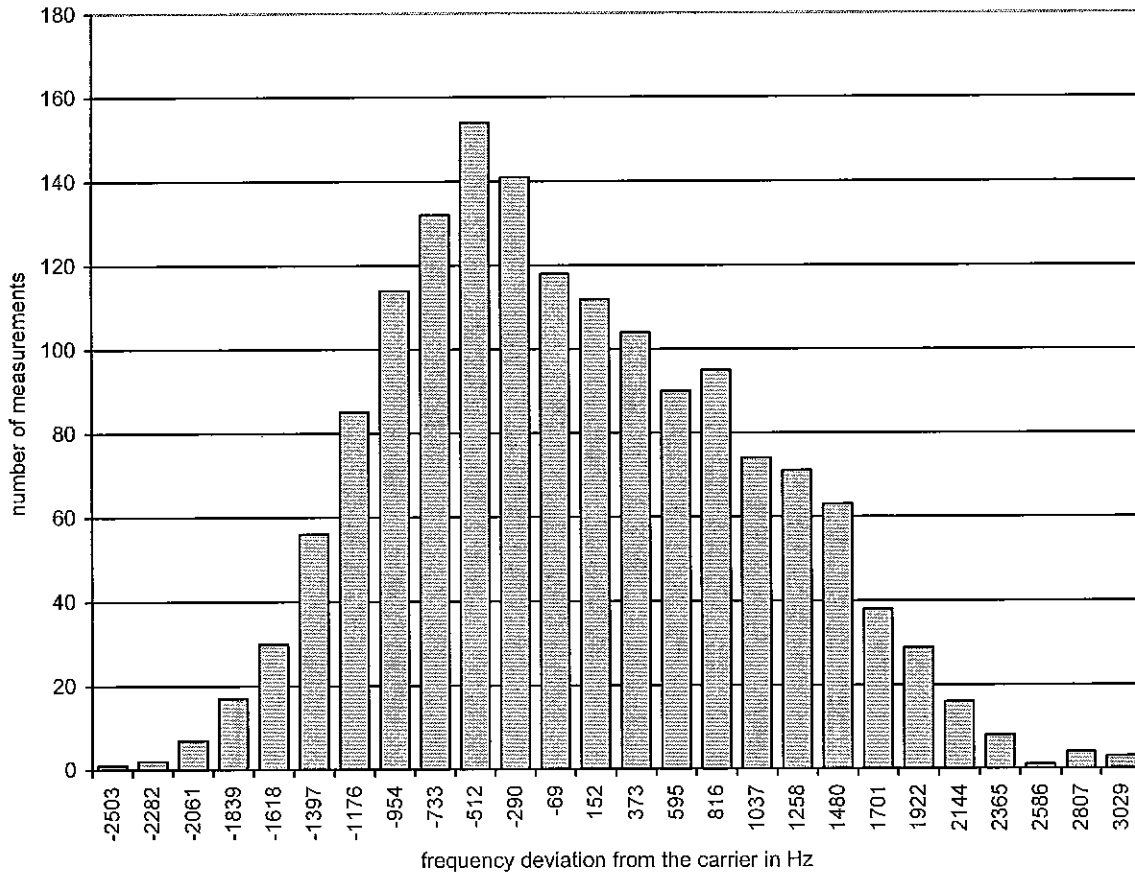
# FCC Part 15.323(f) Frequency Stability

## Testprocedure ANSI 63.17-2006 6.2.1

EUT	UPCS Base + Headset
Model	GN9125 UPCS
Applicant	GN Netcom A/S
Temperature	23 °C
Test Site / Operator	Eurofins ETS Product Service GmbH
Test Specification	6.2.1 Frequency stability

Power supply	Vmin
Frequency of carrier	1924,993634 MHz
Measured mean	1924,993651 MHz
Stability (supply temp)	-0,01 ppm
Result	Verdict = PASS
Stability over time	fmax : 1,56 ppm fmin : 1,31 ppm
Result	Verdict = PASS

### Histogram



Measurement diagram

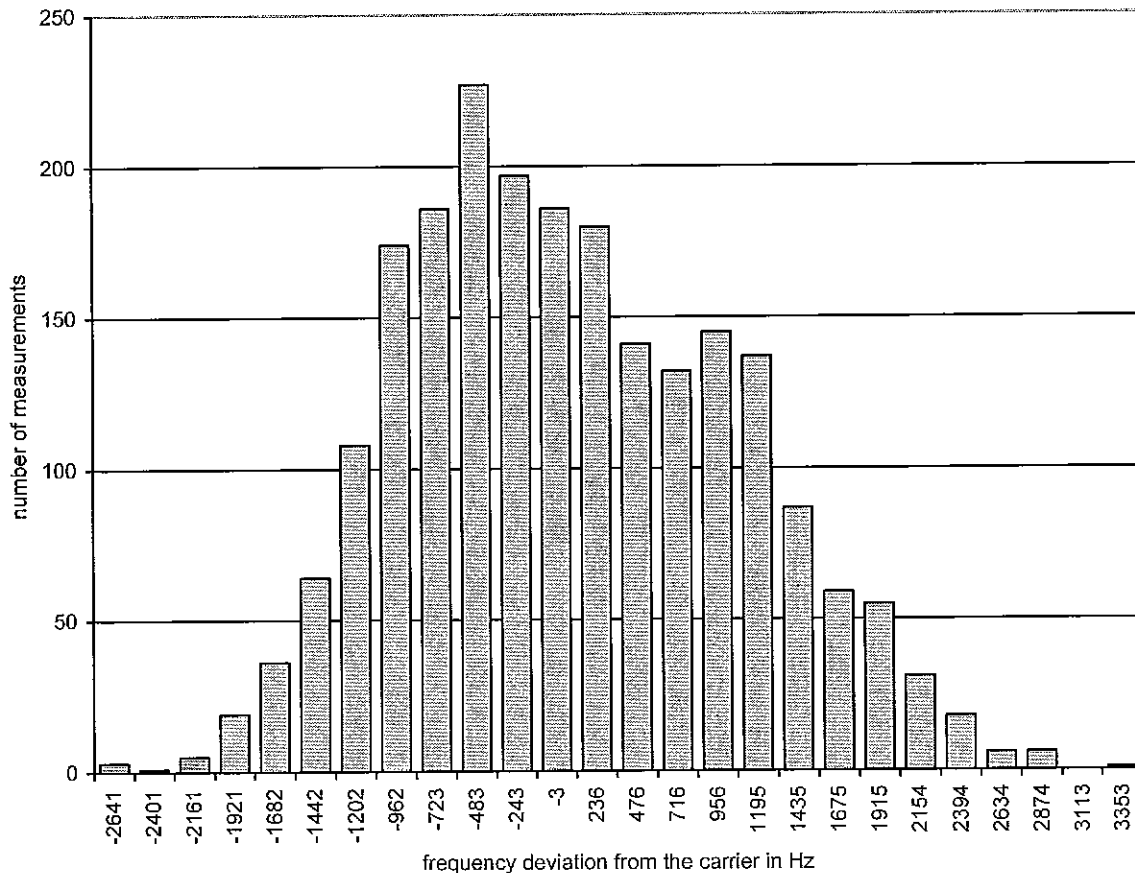
## FCC Part 15.323(f) Frequency Stability

### Testprocedure ANSI 63.17-2006 6.2.1

EUT	UPCS Base + Headset
Model	GN9125 UPCS
Applicant	GN Netcom A/S
Temperature	23 °C
Test Site / Operator	Eurofins ETS Product Service GmbH
Test Specification	6.2.1 Frequency stability

Power supply	Vmax
Frequency of carrier	1924,993634 MHz
Measured mean	1924,993714 MHz
Stability (supply temp)	-0,04 ppm
Result	Verdict = PASS
Stability over time	fmax : 1,70 ppm fmin : 1,41 ppm
Result	Verdict = PASS

### Histogram



Measurement diagram



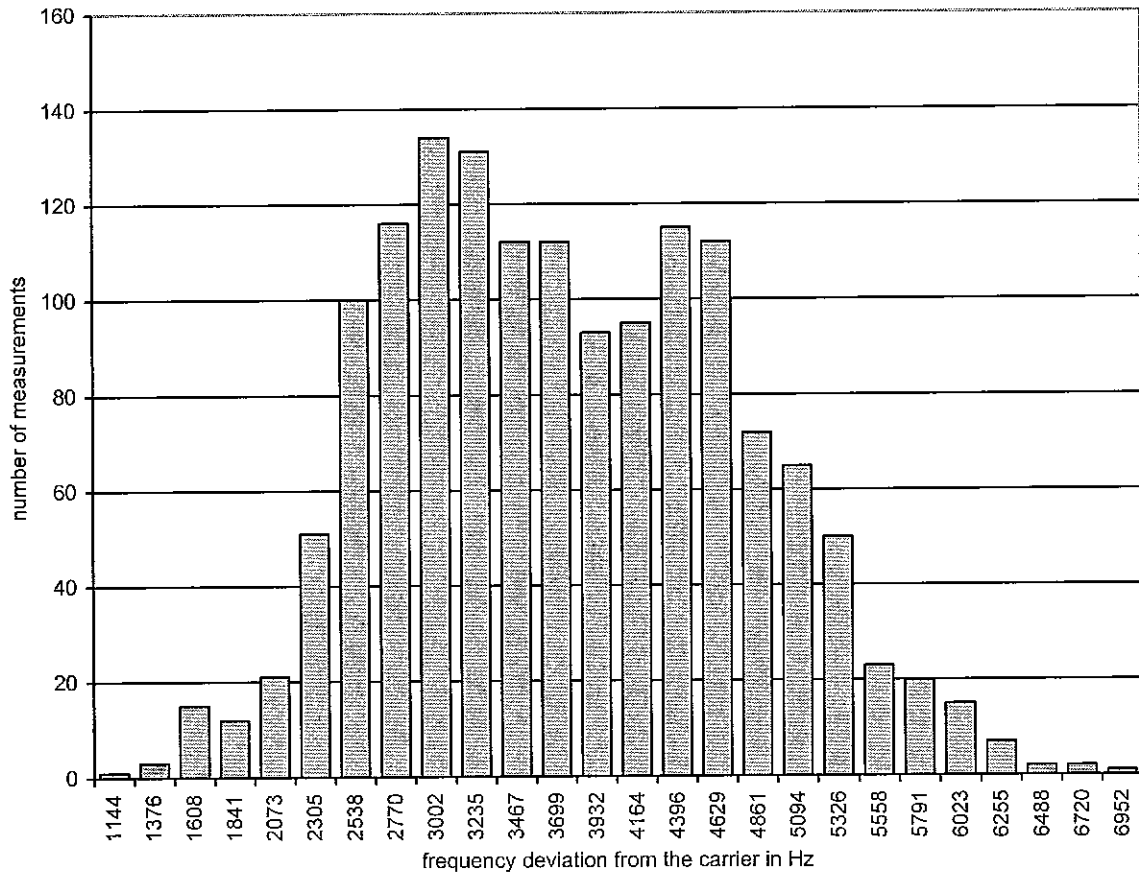
# FCC Part 15.323(f) Frequency Stability

## Testprocedure ANSI 63.17-2006 6.2.1

EUT	UPCS Base + Headset
Model	GN9125 UPCS
Applicant	GN Netcom A/S
Temperature	0 °C
Test Site / Operator	Eurofins ETS Product Service GmbH
Test Specification	6.2.1 Frequency stability

Power supply	Vnom
Frequency of carrier	1924,993634 MHz
Measured mean	1924,997388 MHz
Stability (supply temp)	-1,95 ppm
Result	Verdict = PASS
Stability over time	fmax : 1,66 ppm fmin : 1,36 ppm
Result	Verdict = PASS

Histogram



Measurement diagram

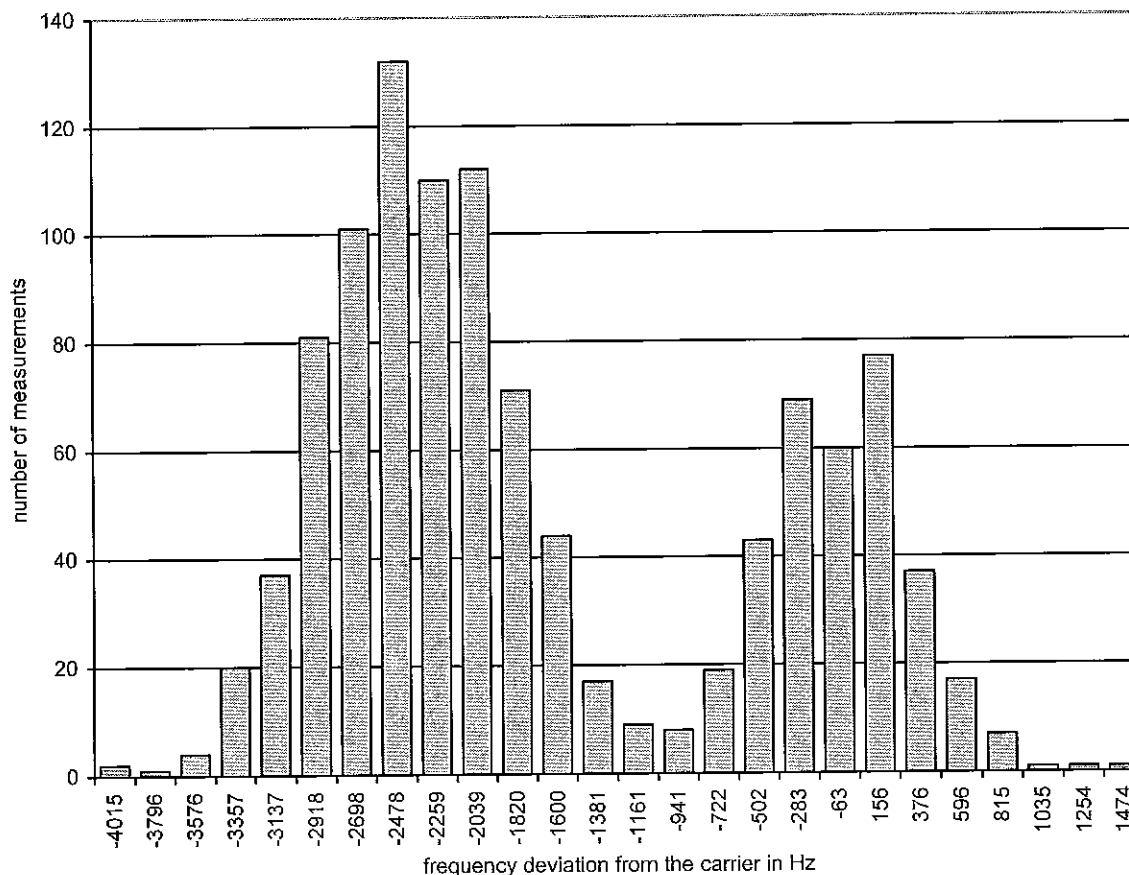
## FCC Part 15.323(f) Frequency Stability

### Testprocedure ANSI 63.17-2006 6.2.1

EUT	UPCS Base + Headset
Model	GN9125 UPCS
Applicant	GN Netcom A/S
Temperature	40 °C
Test Site / Operator	Eurofins ETS Product Service GmbH
Test Specification	6.2.1 Frequency stability

Power supply	Vnom
Frequency of carrier	1924,993634 MHz
Measured mean	1924,991993 MHz
Stability (supply temp)	0,85 ppm
Result	Verdict = PASS
Stability over time	fmax : 1,62 ppm fmin : 1,23 ppm
Result	Verdict = PASS

### Histogram



Measurement diagram



euofins

ETS Product Service GmbH

ETS Product Service GmbH

## Annex O

Receiver spurious emission

---

Test Report No.: G0M20805-1795-C-1

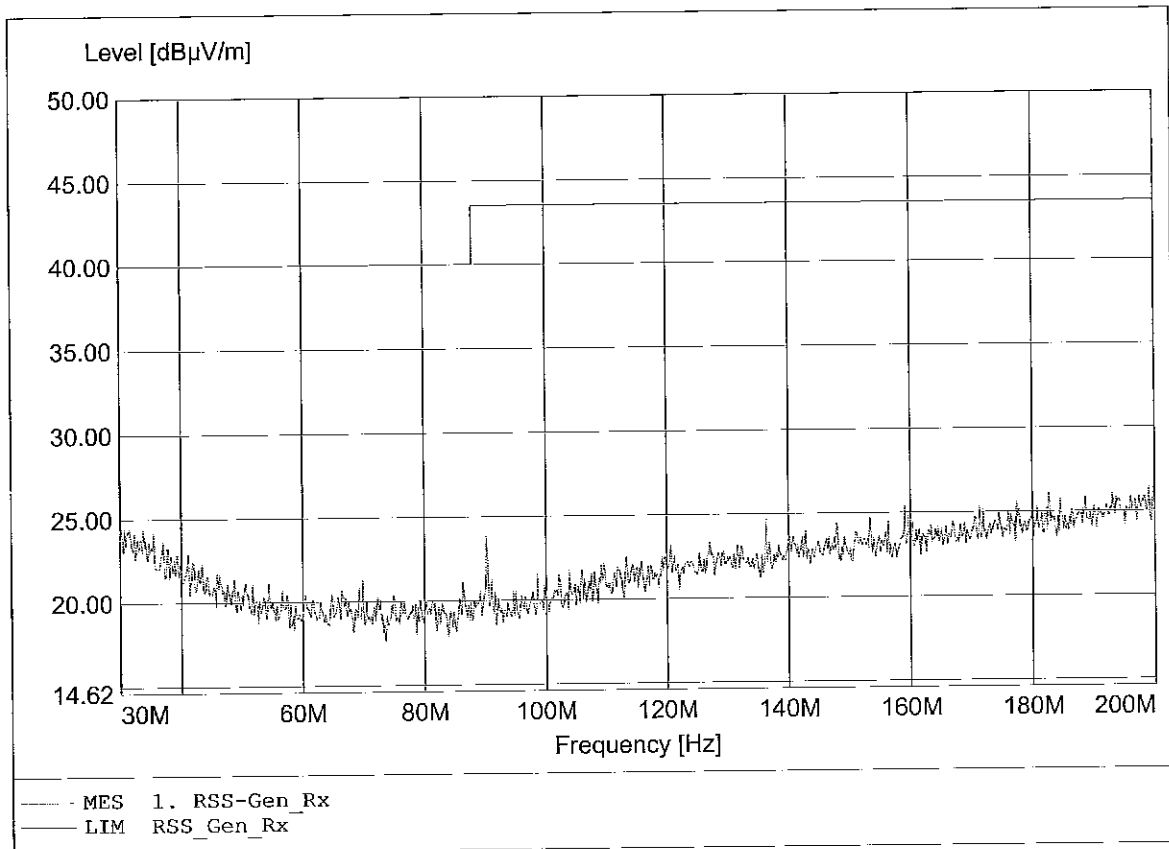
Eurofins ETS Product Service GmbH  
Storkower Str. 38c, D-15526 Reichenwalde, Germany

Annex O

**Field Strength under normal conditions**

**Standards Industry Canada, RSS-GEN**

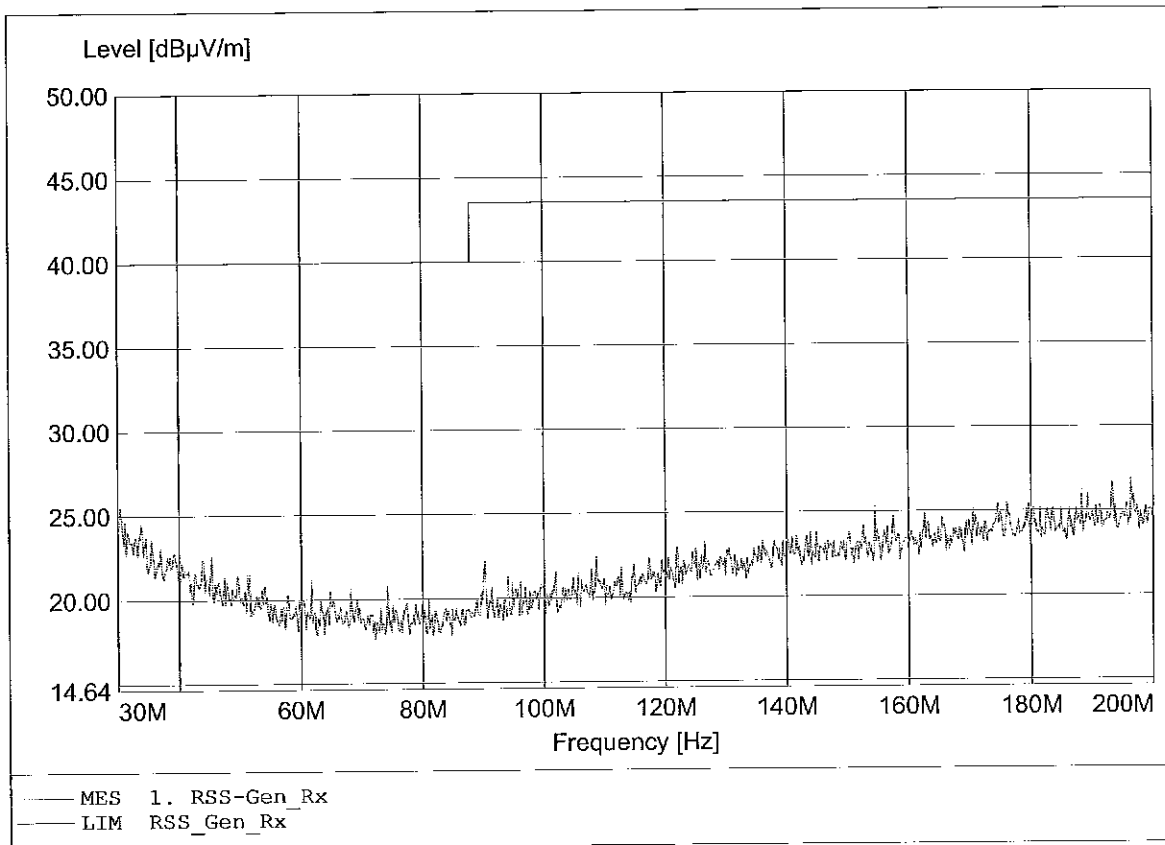
Approval Holder: GN Netcom A/S  
EUT: UPCS base  
Model: GN 9125 base  
Operator: Eurofins ETS Product Service GmbH / Mr. Cersovsky  
Test Conditions: 25°C / Unom.: 120 V ~ (switching power supply)  
Test Specification: according to RSS-Gen  
Comment 1: Dist.: 3m, Ant.: HK 116  
Comment 2: Freq:199.811MHz Emax:26.69dBµV/m RBW: 100 kHz



**Field Strength under normal conditions**

**Standards Industry Canada, RSS-GEN**

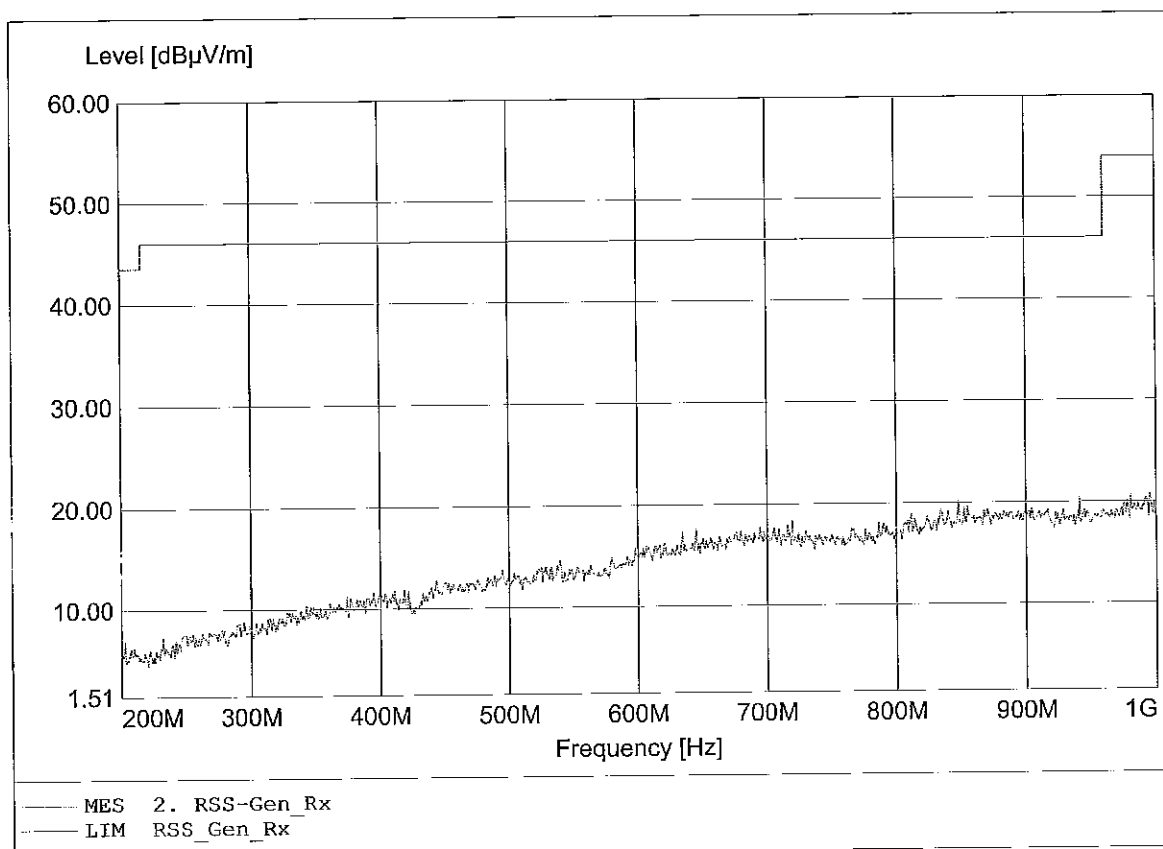
Approval Holder: GN Netcom A/S  
EUT: UPCS base  
Model: GN 9125 base  
Operator: Eurofins ETS Product Service GmbH / Mr. Cersovsky  
Test Conditions: 25°C / Unom.: 120 V ~ (switching power supply)  
Test Specification: according to RSS-Gen  
Comment 1: Dist.: 3m, Ant.: HK 116  
Comment 2: Freq:196.411MHz Emax:26.92dBuV/m RBW: 100 kHz



# Field Strength under normal conditions

## Standards Industry Canada, RSS-GEN

Approval Holder: GN Netcom A/S  
EUT: UPCS base  
Model: GN 9125 base  
Operator: Eurofins ETS Product Service GmbH / Mr. Cersovsky  
Test Conditions: 25°C / Unom.: 120 V ~ (switching power supply)  
Test Specification: according to RSS-Gen  
Comment 1: Dist.: 3m, Ant.: HL 223, ampl.  
Comment 2: Freq:994.667MHz Emax:20.87dBµV/m RBW: 100 kHz

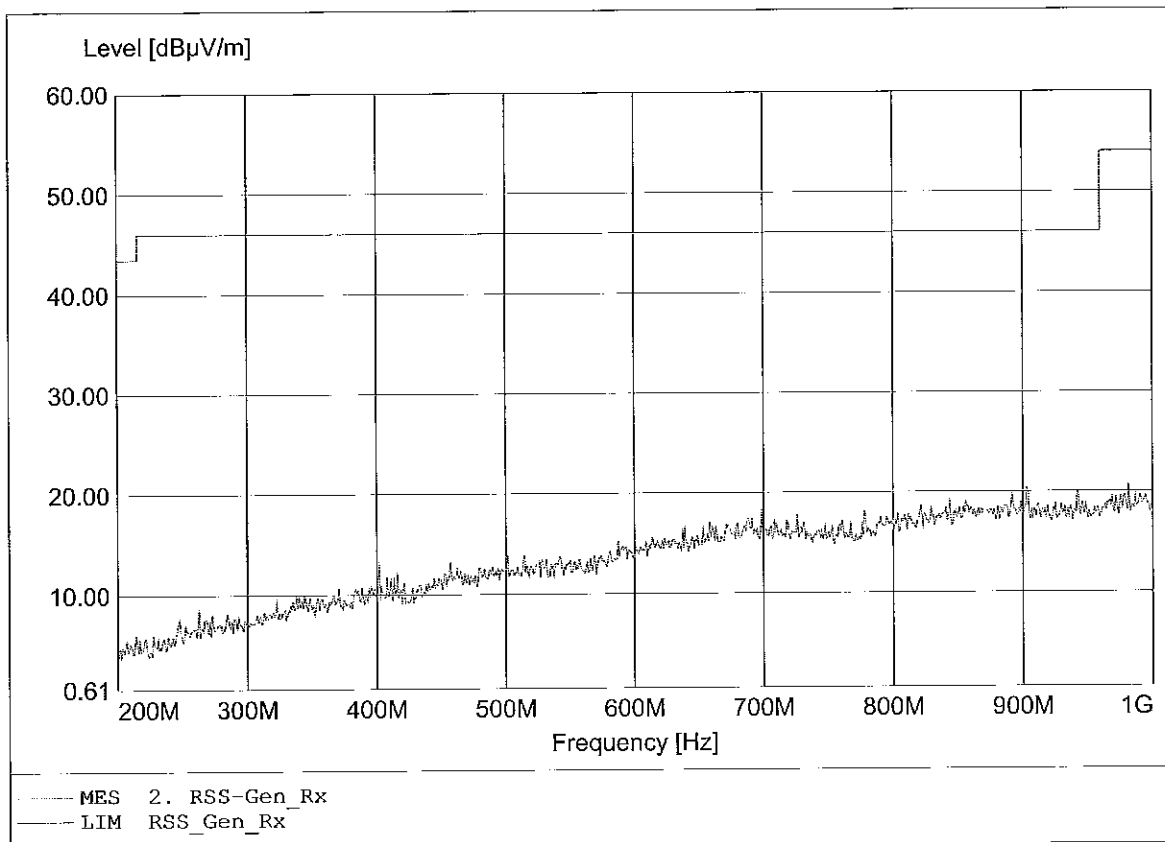




**Field Strength under normal conditions**

**Standards Industry Canada, RSS-GEN**

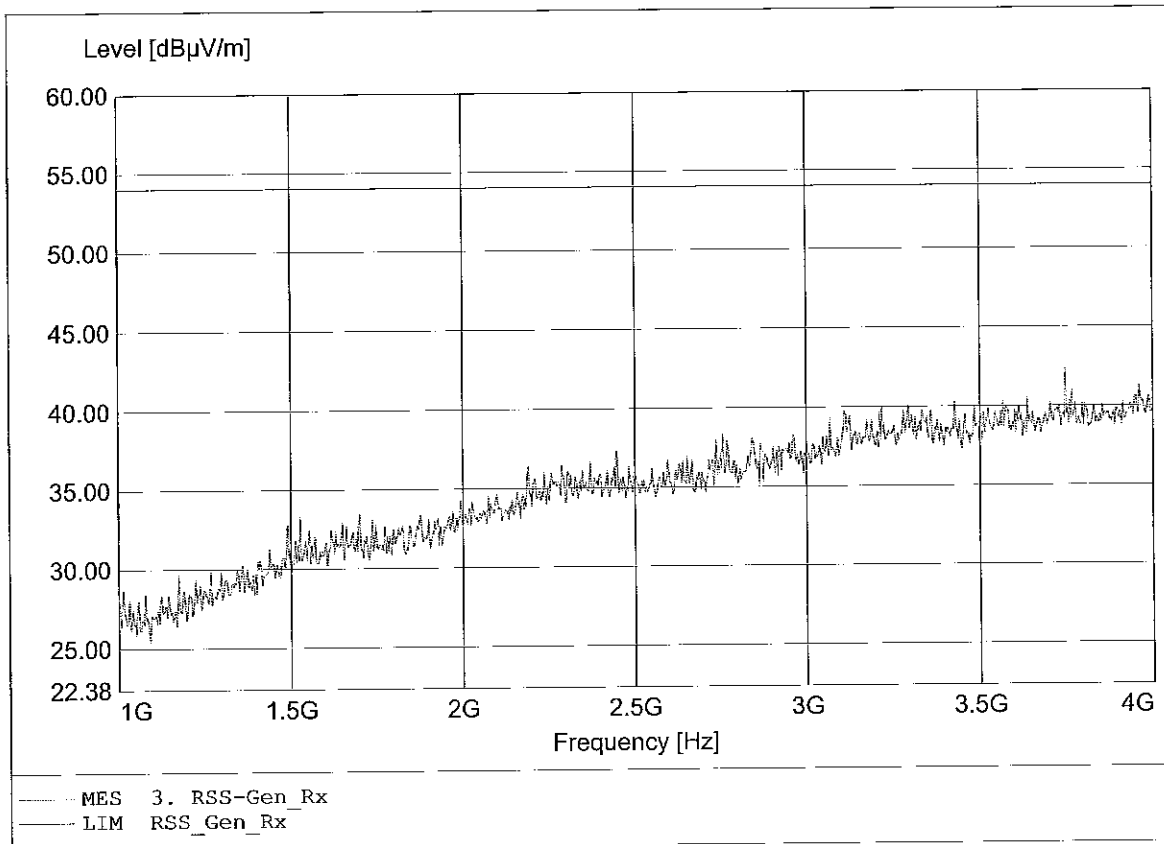
Approval Holder: GN Netcom A/S  
EUT: UPCS base  
Model: GN 9125 base  
Operator: Eurofins ETS Product Service GmbH / Mr. Cersovsky  
Test Conditions: 25°C / Unom.: 120 V ~ (switching power supply)  
Test Specification: according to RSS-Gen  
Comment 1: Dist.: 3m, Ant.: HL 223, ampl.  
Comment 2: Freq:981.333MHz Emax:20.76dB $\mu$ V/m RBW: 100 kHz



**Field Strength under normal conditions**

**Standards Industry Canada, RSS-GEN**

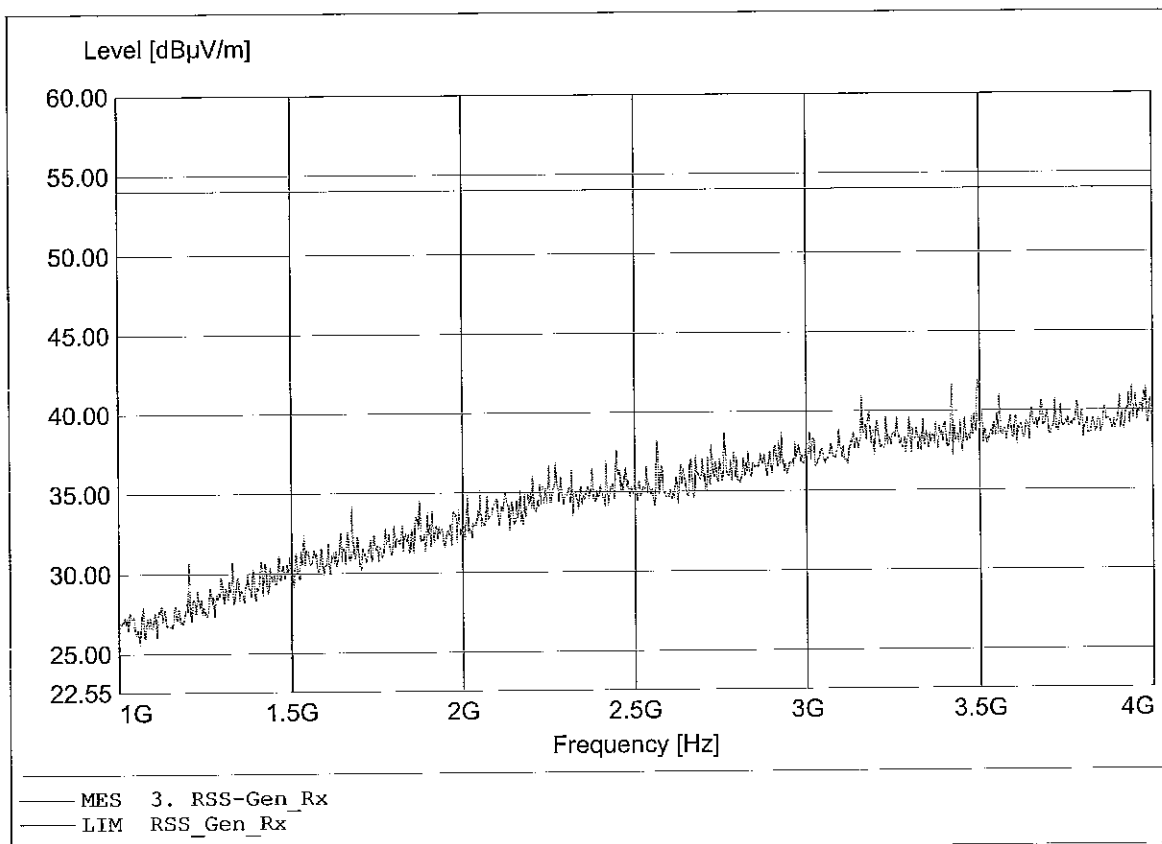
Approval Holder: GN Netcom A/S  
EUT: UPCS base  
Model: GN 9125 base  
Operator: Eurofins ETS Product Service GmbH / Mr. Cersovsky  
Test Conditions: 25°C / Unom.: 120 V ~ (switching power supply)  
Test Specification: according to S15109, peak detector  
Comment 1: Dist.: 3m, Ant.: HL025, ampl.  
Comment 2: Freq:3.747GHz Emax:42.39dBµV/m RBW: 1 MHz



**Field Strength under normal conditions**

**Standards Industry Canada, RSS-GEN**

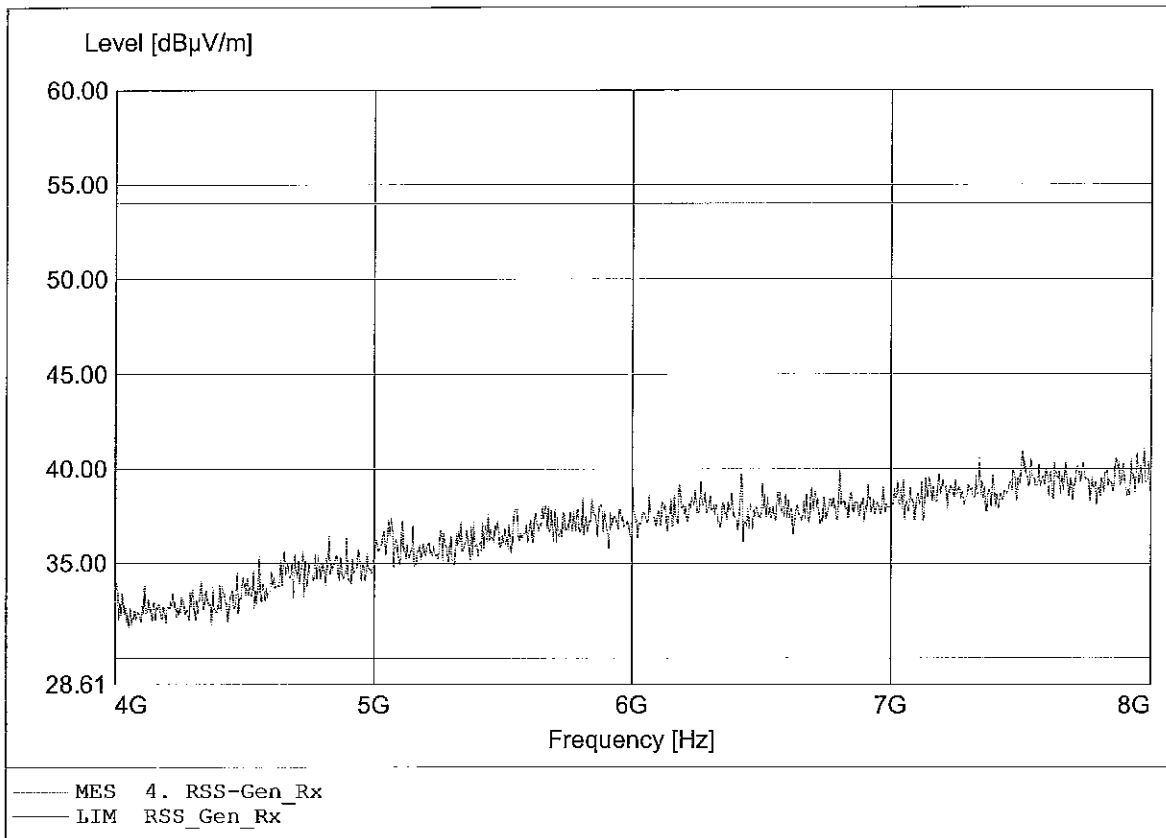
Approval Holder: GN Netcom A/S  
EUT: UPCS base  
Model: GN 9125 base  
Operator: Eurofins ETS Product Service GmbH / Mr. Cersovsky  
Test Conditions: 25°C / Unom.: 120 V ~ (switching power supply)  
Test Specification: according to S15109, peak detector  
Comment 1: Dist.: 3m, Ant.: HL025, ampl.  
Comment 2: Freq:3.493GHz Emax:41.96dBµV/m RBW: 1 MHz



**Field Strength under normal conditions**

**Standards Industry Canada, RSS-GEN**

Approval Holder: GN Netcom A/S  
EUT: UPCS base  
Model: GN 9125 base  
Operator: Eurofins ETS Product Service GmbH / Mr. Cersovsky  
Test Conditions: 25°C / Unom.: 120 V ~ (switching power supply)  
Test Specification: according to S15109, peak detector  
Comment 1: Dist.: 3m, Ant.: HL025, ampl.  
Comment 2: Freq:7.973GHz Emax:41.16dBµV/m RBW: 1 MHz



**Field Strength under normal conditions**

**Standards Industry Canada, RSS-GEN**

Approval Holder: GN Netcom A/S  
EUT: UPCS base  
Model: GN 9125 base  
Operator: Eurofins ETS Product Service GmbH / Mr. Cersovsky  
Test Conditions: 25°C / Unom.: 120 V ~ (switching power supply)  
Test Specification: according to S15109, peak detector  
Comment 1: Dist.: 3m, Ant.: HL025, ampl.  
Comment 2: Freq:7.640GHz Emax:41.43dBµV/m RBW: 1 MHz

