

8

7

6

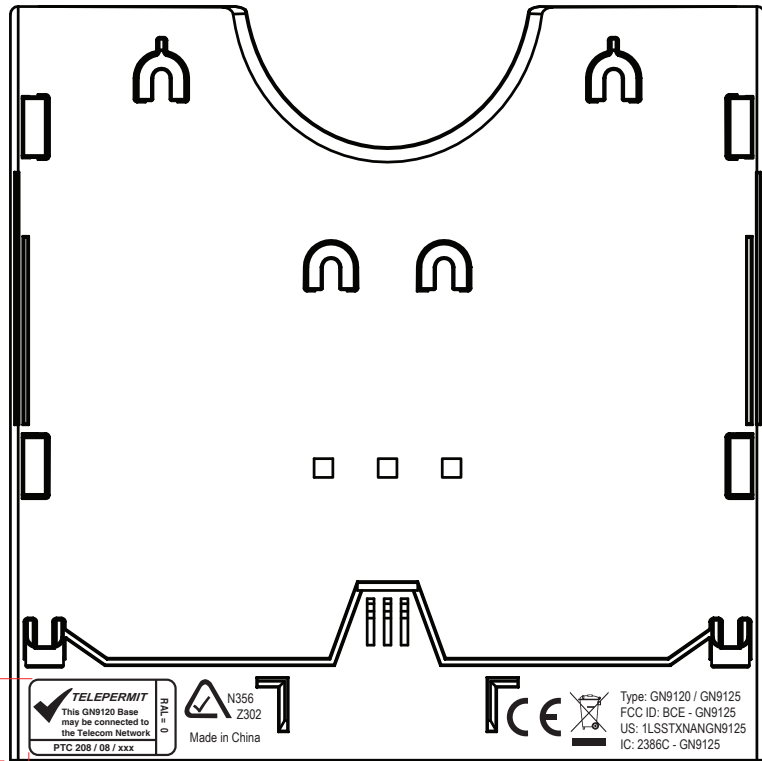
5

4

3

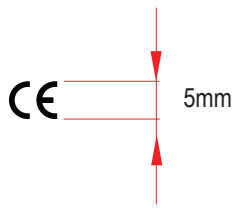
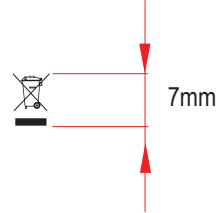
2

1



View 1 : 1

- This drawing is only for view of placement.
- Lay-out file must be used for pad print.
- Finished pad print references shown below. Using lay-out file, all other details will follow.



CONFIDENTIALITY NOTICE:

This document is the property of GN A/S and must be treated as confidential. The document must not be used, or disclosed to any third party, without written permission of GN A/S. Copyright © 2007 GN A/S. All rights reserved.

Process control dimensions are marked:

IQC/OQC Characteristics for Evaluation:

#

Date of Change:	Description of Change:	Responsible:
-----------------	------------------------	--------------

	Matr. Spec: (See B.O.M.)	Cosmetic Standard: GSC.ST.00002	Issued by: JJO	Issued: 27-05-2008	Drawing Scale: 1 : 1	Size: A4
	Matr. type:	Part Marking.: GSC.PR.00102	Approved by:	Date Approved:	Projection:	
3D file name:		Document Status:				

Description: Base Cover Artwork Placement	Document No: 50-04218	Doc. Revision: A	Units: mm	Page No: 1 of 1
---	-----------------------	------------------	-----------	-----------------

A B C D E F