



Test report No.: 23A0523R-RFUSV05S-A

TEST REPORT

Product Name	Bluetooth USB Dongle
Trademark	Jabra
Model and /or type reference	END080W
FCC ID	BCE-END080W
Applicant's name / address	GN Audio USA Inc. 900 Chelmsfort St, Tower 2, Floor 8 , Lowell, Massachusetts, 1851 United States
Manufacturer's name	GN Audio USA Inc.
Test method requested, standard	FCC CFR Title 47 Part 15 Subpart B ANSI C63.4: 2014, ANSI C63.10: 2013
Verdict Summary	IN COMPLIANCE
Documented By (Senior Project Specialist / April Chen)	<i>April Chen</i>
Tested By (Senior Engineer / Ivan Chuang)	<i>Ivan Chuang</i>
Approved By (Director / Vincent Lin)	<i>Vincent Lin</i>
Date of Receipt	2023/10/21
Date of Issue	2023/12/21
Report Version	V1.0

INDEX

	Page
1. General Information.....	5
1.1. EUT Description.....	5
1.2. Test System Details	7
1.3. Configuration of Test System	7
1.4. EUT Exercise Software	7
1.5. Test Facility	8
1.6. List of Test Item and Equipment	9
1.7. Uncertainty	10
2. Conducted Emission	11
2.1. Test Setup	11
2.2. Limits.....	11
2.3. Test Procedure	12
2.4. Test Result of Conducted Emission.....	13
3. Radiated Emission	14
3.1. Test Setup	14
3.2. Limits.....	15
3.3. Test Procedure	16
3.4. Test Result of Radiated Emission.....	17

Appendix 1: EUT Test Photographs

Appendix 2: Product Photos-Please refer to the file: 23A0523R-Product Photos

Competences and Guarantees

DEKRA is a testing laboratory competent to carry out the tests described in this report.

In order to assure the traceability to other national and international laboratories, DEKRA has a calibration and maintenance program for its measurement equipment.

DEKRA guarantees the reliability of the data presented in this report, which is the result of the measurements and the tests performed to the item under test on the date and under the conditions stated in the report and it is based on the knowledge and technical facilities available at DEKRA at the time of performance of the test.

DEKRA is liable to the client for the maintenance of the confidentiality of all information related to the item under test and the results of the test.

The results presented in this Test Report apply only to the particular item under test established in this document.

IMPORTANT: No parts of this report may be reproduced or quoted out of context, in any form or by any means, except in full, without the previous written permission of DEKRA.

General conditions

1. The test results relate only to the samples tested.
2. The test results shown in the test report are traceable to the national/international standard through the calibration report of the equipment and evaluated measurement uncertainty herein.
3. This report must not be used to claim product endorsement by TAF or any agency of the government.
4. The test report shall not be reproduced without the written approval of DEKRA Testing and Certification Co., Ltd.
5. Measurement uncertainties evaluated for each testing system and associated connections are given here to provide the system information for reference. Compliance determinations do not take into account measurement uncertainties for each testing system, but are based on the results of the compliance measurement.

Revision History

Report No.	Version	Description	Issued Date
23A0523R-RFUSV05S-A	V1.0	Initial issue of report.	2023/12/21

1. General Information

1.1. EUT Description

Product Name	Bluetooth USB Dongle
Trademark	Jabra
Model and /or type reference	END080W
EUT Rated Voltage	DC 5V by USB
EUT Test Voltage	DC 5V by USB
Frequency Range	Bluetooth: 2402 – 2480 MHz
Number of Channels	Bluetooth: V2.1+EDR: 79CH BLE: 40CH
Data Rate	Bluetooth: 1-3 Mbps
Type of Modulation	Bluetooth: V2.1+EDR: GFSK(1Mbps) / π /4DQPSK(2Mbps) / 8DPSK(3Mbps) BLE: GFSK(1Mbps) (2Mbps)
Channel Control	Auto

Antenna List

No.	Manufacturer	Part No.	Antenna Type	Peak Gain
1	GN Audio A/S	50-09054	Stamp	4.44 dBi for 2400 MHz

Note:

- 1.The antenna of EUT conforms to FCC 15.203.
2. The antenna gain as by the manufacturer provided.

Bluetooth V2.1+EDR Center Frequency of Each Channel:

Channel	Frequency (MHz)	Channel	Frequency (MHz)	Channel	Frequency (MHz)	Channel	Frequency (MHz)
00	2402	01	2403	02	2404	03	2405
04	2406	05	2407	06	2408	07	2409
08	2410	09	2411	10	2412	11	2413
12	2414	13	2415	14	2416	15	2417
16	2418	17	2419	18	2420	19	2421
20	2422	21	2423	22	2424	23	2425
24	2426	25	2427	26	2428	27	2429
28	2430	29	2431	30	2432	31	2433
32	2434	33	2435	34	2436	35	2437
36	2438	37	2439	38	2440	39	2441
40	2442	41	2443	42	2444	43	2445
44	2446	45	2447	46	2448	47	2449
48	2450	49	2451	50	2452	51	2453
52	2454	53	2455	54	2456	55	2457
56	2458	57	2459	58	2460	59	2461
60	2462	61	2463	62	2464	63	2465
64	2466	65	2467	66	2468	67	2469
68	2470	69	2471	70	2472	71	2473
72	2474	73	2475	74	2476	75	2477
76	2478	77	2479	78	2480	--	--

BLE Center Frequency of Each Channel:

Channel	Frequency (MHz)	Channel	Frequency (MHz)	Channel	Frequency (MHz)	Channel	Frequency (MHz)
00	2402	01	2404	02	2406	03	2408
04	2410	05	2412	06	2414	07	2416
08	2418	09	2420	10	2422	11	2424
12	2426	13	2428	14	2430	15	2432
16	2434	17	2436	18	2438	19	2440
20	2442	21	2444	22	2446	23	2448
24	2450	25	2452	26	2454	27	2456
28	2458	29	2460	30	2462	31	2464
32	2466	33	2468	34	2470	35	2472
36	2474	37	2476	38	2478	39	2480

Note:

1. The EUT is a Bluetooth USB Dongle with a built-in Bluetooth receiver.
2. Regarding to the operation frequency band, the lowest, middle, and highest frequency are selected to perform the test.
3. This device is a composite device in accordance with Part 15 regulations. The function for the transmitting was measured and made a test report that the report number is 23A0523R-RFUSV01S-A and 23A0523R-RFUSV01S-B, certified under FCC ID: BCE-END080W.
4. DEKRA verified the construction and function in typical operation. All the test modes were carried out with the EUT in normal operation, which was shown in this test report and defined as:

Test Mode	Mode 1
	Receive - Bluetooth - 3 Mbps
	Receive - Bluetooth -BLE- 2 Mbps

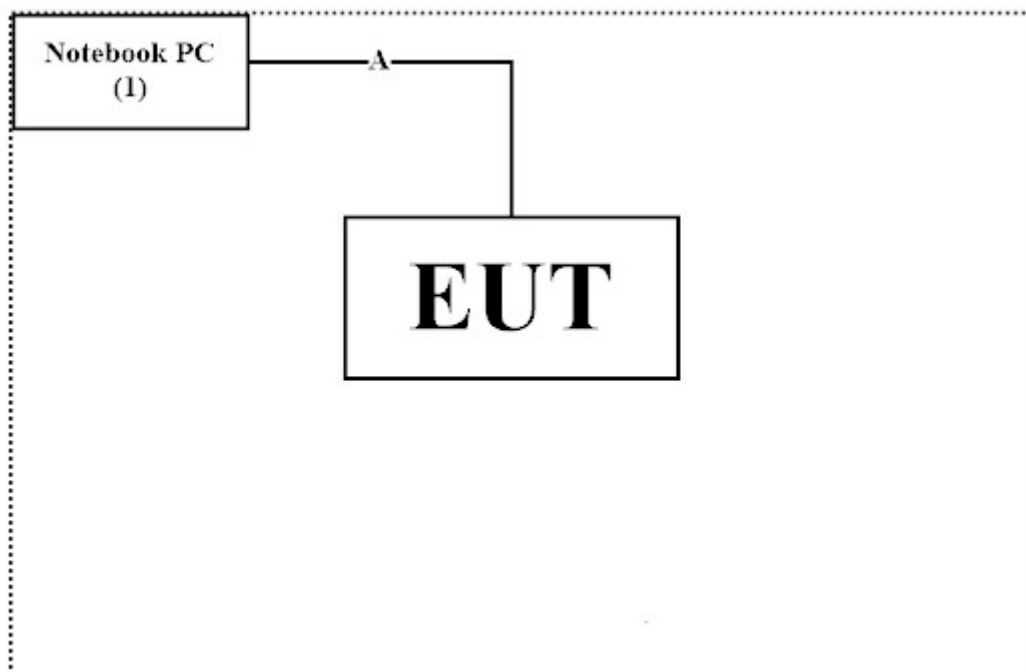
1.2. Test System Details

The types for all equipment, plus descriptions of all cables used in the tested system (including inserted cards) are:

Product	Manufacturer	Model No.	Serial No.	Power Cord
1 Notebook PC	DELL	Latitude 5501	9V4JL13	N/A

Cable Type	Cable Description
A USB Cable	Shielded, 1.8m

1.3. Configuration of Test System



1.4. EUT Exercise Software

1	Setup the EUT as shown in Section 1.3.
2	Execute software "AB157x Lab Test Tool Version 3.8.0.6" on the EUT.
3	Configure the test mode, the test channel, and the data rate.
4	Press "OK" to start the continuous Transmit.
5	Verify that the EUT works properly.

1.5. Test Facility

Ambient conditions in the laboratory:

Performed Item	Items	Required	Actual
Conducted Emission	Temperature (°C)	10~40 °C	26.7 °C
	Humidity (%RH)	10~90 %	54.0 %
Radiated Emission	Temperature (°C)	10~40 °C	24.6 °C
	Humidity (%RH)	10~90 %	65.0 %

USA	FCC Registration Number: TW1134
Canada	CAB Identifier Number: TW3023 / Company Number: 26930

Site Description	Accredited by TAF
	Accredited Number: 3023

Test Laboratory	DEKRA Testing and Certification Co., Ltd.
	Linkou Laboratory
Address	No.5-22, Ruishukeng Linkou District, New Taipei City, 24451, Taiwan, R.O.C.
Performed Location	No. 26, Huaya 1st Rd., Guishan Dist., Taoyuan City 333411, Taiwan, R.O.C.
Phone Number	+886-3-275-7255
Fax Number	+886-3-327-8031

1.6. List of Test Item and Equipment

For Conduction Measurements / HY-SR01

	Equipment	Manufacturer	Model No.	Serial No.	Cal. Date	Due Date
V	EMI Test Receiver	R&S	ESR7	101601	2023/06/20	2024/06/19
V	Two-Line V-Network	R&S	ENV216	101306	2023/03/16	2024/03/15
V	Two-Line V-Network	R&S	ENV216	101307	2023/08/17	2024/08/16
V	Coaxial Cable	SUHNER	RG400_BNC	RF001	2023/01/10	2024/01/09

Note:

1. All equipments are calibrated every one year.
2. The test instruments marked with “V” are used to measure the final test results.
3. Test Software Version: e3 230303 dekra V9.

For Radiated Measurements /HY-CB01

	Equipment	Manufacturer	Model No.	Serial No.	Cal. Date	Due Date
V	Loop Antenna	AMETEK	HLA6121	56736	2023/05/23	2024/05/24
V	Bi-Log Antenna	SCHWARZBECK	VULB9168	9168-0675	2023/08/09	2025/08/08
V	Horn Antenna	RF SPIN	DRH18-E	210802A18ES	2023/03/23	2024/03/22
V	Horn Antenna	Com-Power	AH-840	101100	2023/10/02	2025/10/01
V	Pre-Amplifier	SGH	0301	20211007-7	2023/01/10	2024/01/09
V	Pre-Amplifier	EMCI	EMC051845SE	980632	2023/01/10	2024/01/09
V	Pre-Amplifier	EMCI	EMC05820SE	980362	2023/01/10	2024/01/09
V	Pre-Amplifier	EMCI	EMC184045SE	980369	2023/01/10	2024/01/09
	Coaxial Cable	EMCI	EMC102-KM-KM-600	1160314		
	Coaxial Cable	EMCI	EMC102-KM-KM-7000	170242		
V	Filter	MICRO TRONICS	BRM50702	G251	2023/01/05	2024/01/04
	Filter	MICRO TRONICS	BRM50716	067	2023/01/05	2024/01/04
	WIFI 6E Filter	Marvelous Microwave Inc.	MFN-5925.7125.S1	C50001N	2023/01/05	2024/01/04
	Filter	MICRO TRONICS	HPM50110	G116	2023/01/05	2024/01/04
	Filter	MICRO TRONICS	HPM50115	G069	2023/01/05	2024/01/04
V	EMI Test Receiver	R&S	ESR3	102792	2022/12/29	2023/12/28
V	Spectrum Analyzer	R&S	FSV3044	101115	2023/01/06	2024/01/05
V	Coaxial Cable	SUHNER	SUCOFLEX 106	25450/6	2023/01/10	2024/01/09
	Coaxial Cable	SGH	HA800	GD20110222-8		
	Coaxial Cable	SGH	SGH18	2021003-8		
	Coaxial Cable	EMCI	EMC106	151113		

Note:

1. Bi-Log Antenna and Horn Antenna(AH-840) is calibrated every two years, the other equipments are calibrated every one year.
2. The test instruments marked with “V” are used to measure the final test results.
3. Test Software Version: e3 230303 dekra V9.

1.7. Uncertainty

Uncertainties have been calculated according to the DEKRA internal document.

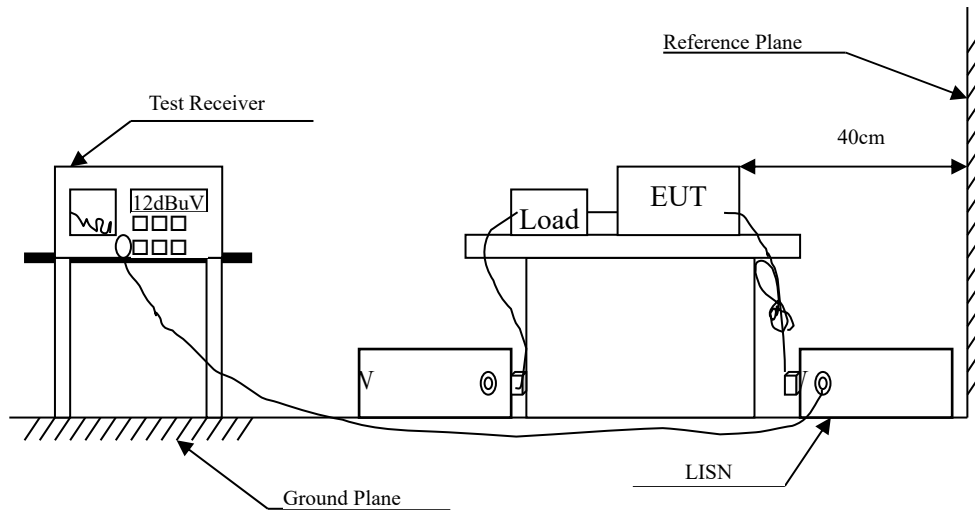
The reported expanded uncertainties are based on a standard uncertainty multiplied by a coverage factor of $k=2$, providing a level of confidence of approximately 95%.

Measurement uncertainties evaluated for each testing system and associated connections are given here to provide the system information for reference. Compliance determinations do not take into account measurement uncertainties for each testing system, but are based on the results of the compliance measurement.

Test Item	Uncertainty
Conducted Emission	± 3.50 dB
Radiated Emission	9 kHz~30 MHz: ± 3.88 dB 30 MHz~1 GHz: ± 4.42 dB 1 GHz~18 GHz: ± 4.28 dB 18 GHz~40 GHz: ± 3.90 dB

2. Conducted Emission

2.1. Test Setup



2.2. Limits

FCC Part 15 Subpart B Paragraph 15.107 (dB μ V) Limit		
Frequency MHz	Limits	
	QP	AV
0.15 - 0.50	66-56	56-46
0.50-5.0	56	46
5.0 - 30	60	50

2.3. Test Procedure

The EUT and simulators are connected to the main power through a line impedance stabilization network (L.I.S.N.). This provides a 50 ohm /50 uH coupling impedance for the measuring equipment. The peripheral devices are also connected to the main power through a LISN that provides a 50 ohm /50 uH coupling impedance with 50ohm termination. (Please refers to the block diagram of the test setup and photographs.)

Both sides of A.C. line are checked for maximum conducted interference. In order to find the maximum emission, the relative positions of equipment and all of the interface cables must be changed according to ANSI C63.4: 2014 on conducted measurement.

Conducted emissions were investigated over the frequency range from 0.15 MHz to 30 MHz using a receiver bandwidth of 9kHz.

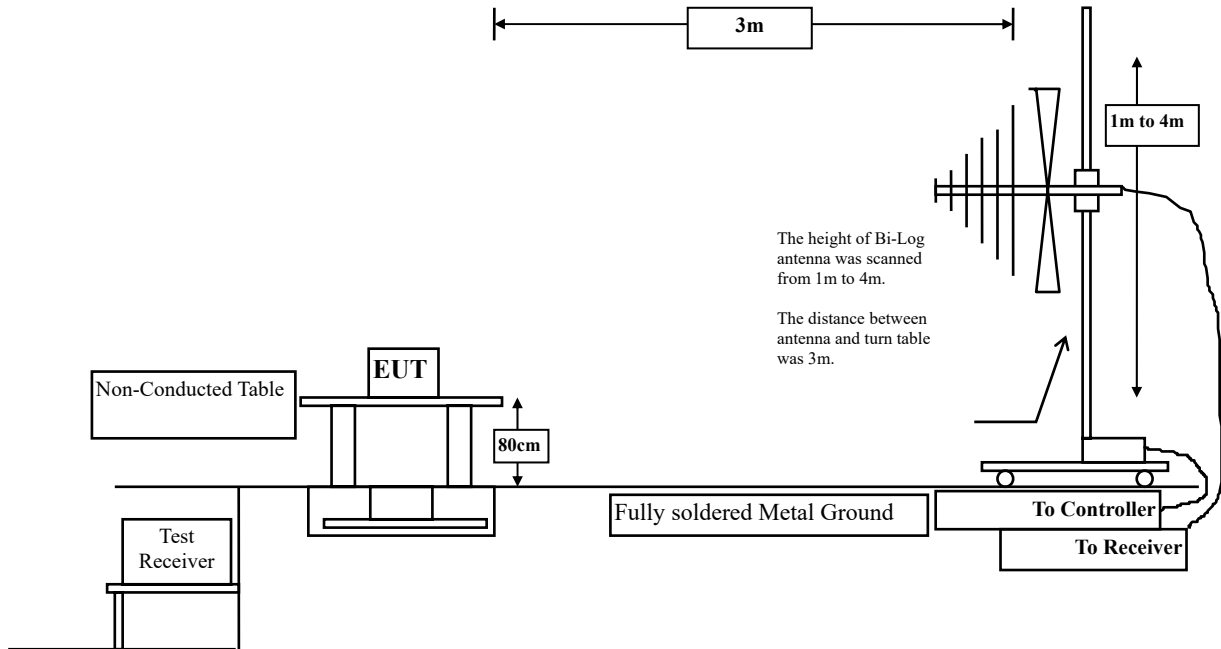
2.4. Test Result of Conducted Emission

<p>Site :HY-SR01 Condition :Line Mode :RX_bt3m_2441MHz test by :Jimmy</p> <p>Date:2023-11-24</p> <table border="1"> <thead> <tr> <th>No.</th> <th>Frequency MHz</th> <th>Level dBuV</th> <th>Limit Line dBuV</th> <th>Over Limit dB</th> <th>Read Level dBuV</th> <th>Factor dB</th> <th>Remark</th> </tr> </thead> <tbody> <tr><td>1</td><td>0.151</td><td>45.85</td><td>65.94</td><td>-20.09</td><td>36.17</td><td>9.68</td><td>QP</td></tr> <tr><td>2</td><td>0.151</td><td>28.47</td><td>55.94</td><td>-27.47</td><td>18.79</td><td>9.68</td><td>Average</td></tr> <tr><td>3</td><td>0.247</td><td>32.74</td><td>61.87</td><td>-29.13</td><td>23.06</td><td>9.68</td><td>QP</td></tr> <tr><td>4</td><td>0.247</td><td>20.47</td><td>51.87</td><td>-31.40</td><td>10.79</td><td>9.68</td><td>Average</td></tr> <tr><td>5</td><td>1.190</td><td>27.64</td><td>56.00</td><td>-28.36</td><td>17.90</td><td>9.74</td><td>QP</td></tr> <tr><td>6</td><td>1.190</td><td>20.77</td><td>46.00</td><td>-25.23</td><td>11.03</td><td>9.74</td><td>Average</td></tr> <tr><td>7</td><td>3.102</td><td>26.01</td><td>56.00</td><td>-29.99</td><td>15.81</td><td>10.20</td><td>QP</td></tr> <tr><td>8</td><td>3.102</td><td>18.35</td><td>46.00</td><td>-27.65</td><td>8.15</td><td>10.20</td><td>Average</td></tr> <tr><td>9</td><td>5.468</td><td>24.18</td><td>60.00</td><td>-35.82</td><td>13.35</td><td>10.83</td><td>QP</td></tr> <tr><td>10</td><td>5.468</td><td>19.53</td><td>50.00</td><td>-31.47</td><td>7.70</td><td>10.83</td><td>Average</td></tr> <tr><td>11</td><td>12.455</td><td>25.52</td><td>60.00</td><td>-34.48</td><td>14.73</td><td>10.79</td><td>QP</td></tr> <tr><td>12</td><td>12.455</td><td>20.01</td><td>50.00</td><td>-29.99</td><td>9.22</td><td>10.79</td><td>Average</td></tr> </tbody> </table> <p>Note: 1. Level = Read Level + Factor 2. Factor = LISN insertion loss + Cable loss 3. Over Limit = Level - Limit Line</p>	No.	Frequency MHz	Level dBuV	Limit Line dBuV	Over Limit dB	Read Level dBuV	Factor dB	Remark	1	0.151	45.85	65.94	-20.09	36.17	9.68	QP	2	0.151	28.47	55.94	-27.47	18.79	9.68	Average	3	0.247	32.74	61.87	-29.13	23.06	9.68	QP	4	0.247	20.47	51.87	-31.40	10.79	9.68	Average	5	1.190	27.64	56.00	-28.36	17.90	9.74	QP	6	1.190	20.77	46.00	-25.23	11.03	9.74	Average	7	3.102	26.01	56.00	-29.99	15.81	10.20	QP	8	3.102	18.35	46.00	-27.65	8.15	10.20	Average	9	5.468	24.18	60.00	-35.82	13.35	10.83	QP	10	5.468	19.53	50.00	-31.47	7.70	10.83	Average	11	12.455	25.52	60.00	-34.48	14.73	10.79	QP	12	12.455	20.01	50.00	-29.99	9.22	10.79	Average	<p>Site :HY-SR01 Condition :Neutral Mode :RX_bt3m_2441MHz test by :Jimmy</p> <p>Date:2023-11-24</p> <table border="1"> <thead> <tr> <th>No.</th> <th>Frequency MHz</th> <th>Level dBuV</th> <th>Limit Line dBuV</th> <th>Over Limit dB</th> <th>Read Level dBuV</th> <th>Factor dB</th> <th>Remark</th> </tr> </thead> <tbody> <tr><td>1</td><td>0.153</td><td>44.12</td><td>65.84</td><td>-21.72</td><td>34.46</td><td>9.66</td><td>QP</td></tr> <tr><td>2</td><td>0.153</td><td>26.11</td><td>55.84</td><td>-29.73</td><td>16.45</td><td>9.66</td><td>Average</td></tr> <tr><td>3</td><td>0.459</td><td>30.79</td><td>56.71</td><td>-25.92</td><td>21.13</td><td>9.66</td><td>QP</td></tr> <tr><td>4</td><td>0.459</td><td>21.53</td><td>46.71</td><td>-25.18</td><td>11.87</td><td>9.66</td><td>Average</td></tr> <tr><td>5</td><td>0.735</td><td>23.54</td><td>56.00</td><td>-32.46</td><td>13.86</td><td>9.68</td><td>QP</td></tr> <tr><td>6</td><td>0.735</td><td>16.07</td><td>46.00</td><td>-29.93</td><td>6.39</td><td>9.68</td><td>Average</td></tr> <tr><td>7</td><td>3.378</td><td>22.27</td><td>56.00</td><td>-33.73</td><td>12.00</td><td>10.27</td><td>QP</td></tr> <tr><td>8</td><td>3.378</td><td>14.87</td><td>46.00</td><td>-31.13</td><td>4.60</td><td>10.27</td><td>Average</td></tr> <tr><td>9</td><td>7.148</td><td>25.83</td><td>60.00</td><td>-34.17</td><td>15.82</td><td>10.81</td><td>QP</td></tr> <tr><td>10</td><td>7.148</td><td>19.63</td><td>50.00</td><td>-30.37</td><td>8.82</td><td>10.81</td><td>Average</td></tr> <tr><td>11</td><td>12.694</td><td>29.37</td><td>60.00</td><td>-30.63</td><td>18.55</td><td>10.82</td><td>QP</td></tr> <tr><td>12</td><td>12.694</td><td>22.93</td><td>50.00</td><td>-27.07</td><td>12.11</td><td>10.82</td><td>Average</td></tr> </tbody> </table> <p>Note: 1. Level = Read Level + Factor 2. Factor = LISN insertion loss + Cable loss 3. Over Limit = Level - Limit Line</p>	No.	Frequency MHz	Level dBuV	Limit Line dBuV	Over Limit dB	Read Level dBuV	Factor dB	Remark	1	0.153	44.12	65.84	-21.72	34.46	9.66	QP	2	0.153	26.11	55.84	-29.73	16.45	9.66	Average	3	0.459	30.79	56.71	-25.92	21.13	9.66	QP	4	0.459	21.53	46.71	-25.18	11.87	9.66	Average	5	0.735	23.54	56.00	-32.46	13.86	9.68	QP	6	0.735	16.07	46.00	-29.93	6.39	9.68	Average	7	3.378	22.27	56.00	-33.73	12.00	10.27	QP	8	3.378	14.87	46.00	-31.13	4.60	10.27	Average	9	7.148	25.83	60.00	-34.17	15.82	10.81	QP	10	7.148	19.63	50.00	-30.37	8.82	10.81	Average	11	12.694	29.37	60.00	-30.63	18.55	10.82	QP	12	12.694	22.93	50.00	-27.07	12.11	10.82	Average
No.	Frequency MHz	Level dBuV	Limit Line dBuV	Over Limit dB	Read Level dBuV	Factor dB	Remark																																																																																																																																																																																																										
1	0.151	45.85	65.94	-20.09	36.17	9.68	QP																																																																																																																																																																																																										
2	0.151	28.47	55.94	-27.47	18.79	9.68	Average																																																																																																																																																																																																										
3	0.247	32.74	61.87	-29.13	23.06	9.68	QP																																																																																																																																																																																																										
4	0.247	20.47	51.87	-31.40	10.79	9.68	Average																																																																																																																																																																																																										
5	1.190	27.64	56.00	-28.36	17.90	9.74	QP																																																																																																																																																																																																										
6	1.190	20.77	46.00	-25.23	11.03	9.74	Average																																																																																																																																																																																																										
7	3.102	26.01	56.00	-29.99	15.81	10.20	QP																																																																																																																																																																																																										
8	3.102	18.35	46.00	-27.65	8.15	10.20	Average																																																																																																																																																																																																										
9	5.468	24.18	60.00	-35.82	13.35	10.83	QP																																																																																																																																																																																																										
10	5.468	19.53	50.00	-31.47	7.70	10.83	Average																																																																																																																																																																																																										
11	12.455	25.52	60.00	-34.48	14.73	10.79	QP																																																																																																																																																																																																										
12	12.455	20.01	50.00	-29.99	9.22	10.79	Average																																																																																																																																																																																																										
No.	Frequency MHz	Level dBuV	Limit Line dBuV	Over Limit dB	Read Level dBuV	Factor dB	Remark																																																																																																																																																																																																										
1	0.153	44.12	65.84	-21.72	34.46	9.66	QP																																																																																																																																																																																																										
2	0.153	26.11	55.84	-29.73	16.45	9.66	Average																																																																																																																																																																																																										
3	0.459	30.79	56.71	-25.92	21.13	9.66	QP																																																																																																																																																																																																										
4	0.459	21.53	46.71	-25.18	11.87	9.66	Average																																																																																																																																																																																																										
5	0.735	23.54	56.00	-32.46	13.86	9.68	QP																																																																																																																																																																																																										
6	0.735	16.07	46.00	-29.93	6.39	9.68	Average																																																																																																																																																																																																										
7	3.378	22.27	56.00	-33.73	12.00	10.27	QP																																																																																																																																																																																																										
8	3.378	14.87	46.00	-31.13	4.60	10.27	Average																																																																																																																																																																																																										
9	7.148	25.83	60.00	-34.17	15.82	10.81	QP																																																																																																																																																																																																										
10	7.148	19.63	50.00	-30.37	8.82	10.81	Average																																																																																																																																																																																																										
11	12.694	29.37	60.00	-30.63	18.55	10.82	QP																																																																																																																																																																																																										
12	12.694	22.93	50.00	-27.07	12.11	10.82	Average																																																																																																																																																																																																										
<p>Site :HY-SR01 Condition :Line Mode :RX_ble2m_2440MHz test by :Jimmy</p> <p>Date:2023-11-24</p> <table border="1"> <thead> <tr> <th>No.</th> <th>Frequency MHz</th> <th>Level dBuV</th> <th>Limit Line dBuV</th> <th>Over Limit dB</th> <th>Read Level dBuV</th> <th>Factor dB</th> <th>Remark</th> </tr> </thead> <tbody> <tr><td>1</td><td>0.150</td><td>44.82</td><td>65.98</td><td>-21.16</td><td>35.14</td><td>9.68</td><td>QP</td></tr> <tr><td>2</td><td>0.150</td><td>25.82</td><td>55.98</td><td>-30.16</td><td>16.14</td><td>9.68</td><td>Average</td></tr> <tr><td>3</td><td>0.288</td><td>28.00</td><td>60.58</td><td>-32.58</td><td>18.33</td><td>9.67</td><td>QP</td></tr> <tr><td>4</td><td>0.288</td><td>18.10</td><td>50.58</td><td>-32.48</td><td>8.43</td><td>9.67</td><td>Average</td></tr> <tr><td>5</td><td>1.363</td><td>26.52</td><td>56.00</td><td>-29.48</td><td>16.77</td><td>9.75</td><td>QP</td></tr> <tr><td>6</td><td>1.363</td><td>20.49</td><td>46.00</td><td>-25.51</td><td>10.74</td><td>9.75</td><td>Average</td></tr> <tr><td>7</td><td>3.039</td><td>25.24</td><td>56.00</td><td>-30.76</td><td>15.06</td><td>10.18</td><td>QP</td></tr> <tr><td>8</td><td>3.039</td><td>17.24</td><td>46.00</td><td>-28.76</td><td>7.06</td><td>10.18</td><td>Average</td></tr> <tr><td>9</td><td>5.500</td><td>23.80</td><td>60.00</td><td>-36.20</td><td>12.97</td><td>10.83</td><td>QP</td></tr> <tr><td>10</td><td>5.500</td><td>17.56</td><td>50.00</td><td>-32.44</td><td>6.73</td><td>10.83</td><td>Average</td></tr> <tr><td>11</td><td>17.558</td><td>23.70</td><td>60.00</td><td>-36.30</td><td>12.97</td><td>10.73</td><td>QP</td></tr> <tr><td>12</td><td>17.558</td><td>16.16</td><td>50.00</td><td>-33.84</td><td>5.43</td><td>10.73</td><td>Average</td></tr> </tbody> </table> <p>Note: 1. Level = Read Level + Factor 2. Factor = LISN insertion loss + Cable loss 3. Over Limit = Level - Limit Line</p>	No.	Frequency MHz	Level dBuV	Limit Line dBuV	Over Limit dB	Read Level dBuV	Factor dB	Remark	1	0.150	44.82	65.98	-21.16	35.14	9.68	QP	2	0.150	25.82	55.98	-30.16	16.14	9.68	Average	3	0.288	28.00	60.58	-32.58	18.33	9.67	QP	4	0.288	18.10	50.58	-32.48	8.43	9.67	Average	5	1.363	26.52	56.00	-29.48	16.77	9.75	QP	6	1.363	20.49	46.00	-25.51	10.74	9.75	Average	7	3.039	25.24	56.00	-30.76	15.06	10.18	QP	8	3.039	17.24	46.00	-28.76	7.06	10.18	Average	9	5.500	23.80	60.00	-36.20	12.97	10.83	QP	10	5.500	17.56	50.00	-32.44	6.73	10.83	Average	11	17.558	23.70	60.00	-36.30	12.97	10.73	QP	12	17.558	16.16	50.00	-33.84	5.43	10.73	Average	<p>Site :HY-SR01 Condition :Neutral Mode :RX_ble2m_2440MHz test by :Jimmy</p> <p>Date:2023-11-24</p> <table border="1"> <thead> <tr> <th>No.</th> <th>Frequency MHz</th> <th>Level dBuV</th> <th>Limit Line dBuV</th> <th>Over Limit dB</th> <th>Read Level dBuV</th> <th>Factor dB</th> <th>Remark</th> </tr> </thead> <tbody> <tr><td>1</td><td>0.154</td><td>45.05</td><td>65.80</td><td>-20.75</td><td>35.39</td><td>9.66</td><td>QP</td></tr> <tr><td>2</td><td>0.154</td><td>25.99</td><td>55.80</td><td>-29.81</td><td>16.33</td><td>9.66</td><td>Average</td></tr> <tr><td>3</td><td>0.345</td><td>27.08</td><td>59.08</td><td>-32.00</td><td>17.42</td><td>9.66</td><td>QP</td></tr> <tr><td>4</td><td>0.345</td><td>18.53</td><td>49.08</td><td>-30.55</td><td>8.67</td><td>9.66</td><td>Average</td></tr> <tr><td>5</td><td>1.182</td><td>18.17</td><td>56.00</td><td>-37.83</td><td>8.45</td><td>9.72</td><td>QP</td></tr> <tr><td>6</td><td>1.182</td><td>10.11</td><td>46.00</td><td>-35.89</td><td>0.39</td><td>9.72</td><td>Average</td></tr> <tr><td>7</td><td>2.967</td><td>22.09</td><td>56.00</td><td>-33.91</td><td>11.96</td><td>10.13</td><td>QP</td></tr> <tr><td>8</td><td>2.967</td><td>15.22</td><td>46.00</td><td>-30.78</td><td>5.09</td><td>10.13</td><td>Average</td></tr> <tr><td>9</td><td>5.504</td><td>23.40</td><td>60.00</td><td>-36.60</td><td>12.58</td><td>10.82</td><td>QP</td></tr> <tr><td>10</td><td>5.504</td><td>17.66</td><td>50.00</td><td>-32.34</td><td>6.84</td><td>10.82</td><td>Average</td></tr> <tr><td>11</td><td>18.084</td><td>28.40</td><td>60.00</td><td>-31.60</td><td>17.60</td><td>10.80</td><td>QP</td></tr> <tr><td>12</td><td>18.084</td><td>19.41</td><td>50.00</td><td>-30.59</td><td>8.61</td><td>10.80</td><td>Average</td></tr> </tbody> </table> <p>Note: 1. Level = Read Level + Factor 2. Factor = LISN insertion loss + Cable loss 3. Over Limit = Level - Limit Line</p>	No.	Frequency MHz	Level dBuV	Limit Line dBuV	Over Limit dB	Read Level dBuV	Factor dB	Remark	1	0.154	45.05	65.80	-20.75	35.39	9.66	QP	2	0.154	25.99	55.80	-29.81	16.33	9.66	Average	3	0.345	27.08	59.08	-32.00	17.42	9.66	QP	4	0.345	18.53	49.08	-30.55	8.67	9.66	Average	5	1.182	18.17	56.00	-37.83	8.45	9.72	QP	6	1.182	10.11	46.00	-35.89	0.39	9.72	Average	7	2.967	22.09	56.00	-33.91	11.96	10.13	QP	8	2.967	15.22	46.00	-30.78	5.09	10.13	Average	9	5.504	23.40	60.00	-36.60	12.58	10.82	QP	10	5.504	17.66	50.00	-32.34	6.84	10.82	Average	11	18.084	28.40	60.00	-31.60	17.60	10.80	QP	12	18.084	19.41	50.00	-30.59	8.61	10.80	Average
No.	Frequency MHz	Level dBuV	Limit Line dBuV	Over Limit dB	Read Level dBuV	Factor dB	Remark																																																																																																																																																																																																										
1	0.150	44.82	65.98	-21.16	35.14	9.68	QP																																																																																																																																																																																																										
2	0.150	25.82	55.98	-30.16	16.14	9.68	Average																																																																																																																																																																																																										
3	0.288	28.00	60.58	-32.58	18.33	9.67	QP																																																																																																																																																																																																										
4	0.288	18.10	50.58	-32.48	8.43	9.67	Average																																																																																																																																																																																																										
5	1.363	26.52	56.00	-29.48	16.77	9.75	QP																																																																																																																																																																																																										
6	1.363	20.49	46.00	-25.51	10.74	9.75	Average																																																																																																																																																																																																										
7	3.039	25.24	56.00	-30.76	15.06	10.18	QP																																																																																																																																																																																																										
8	3.039	17.24	46.00	-28.76	7.06	10.18	Average																																																																																																																																																																																																										
9	5.500	23.80	60.00	-36.20	12.97	10.83	QP																																																																																																																																																																																																										
10	5.500	17.56	50.00	-32.44	6.73	10.83	Average																																																																																																																																																																																																										
11	17.558	23.70	60.00	-36.30	12.97	10.73	QP																																																																																																																																																																																																										
12	17.558	16.16	50.00	-33.84	5.43	10.73	Average																																																																																																																																																																																																										
No.	Frequency MHz	Level dBuV	Limit Line dBuV	Over Limit dB	Read Level dBuV	Factor dB	Remark																																																																																																																																																																																																										
1	0.154	45.05	65.80	-20.75	35.39	9.66	QP																																																																																																																																																																																																										
2	0.154	25.99	55.80	-29.81	16.33	9.66	Average																																																																																																																																																																																																										
3	0.345	27.08	59.08	-32.00	17.42	9.66	QP																																																																																																																																																																																																										
4	0.345	18.53	49.08	-30.55	8.67	9.66	Average																																																																																																																																																																																																										
5	1.182	18.17	56.00	-37.83	8.45	9.72	QP																																																																																																																																																																																																										
6	1.182	10.11	46.00	-35.89	0.39	9.72	Average																																																																																																																																																																																																										
7	2.967	22.09	56.00	-33.91	11.96	10.13	QP																																																																																																																																																																																																										
8	2.967	15.22	46.00	-30.78	5.09	10.13	Average																																																																																																																																																																																																										
9	5.504	23.40	60.00	-36.60	12.58	10.82	QP																																																																																																																																																																																																										
10	5.504	17.66	50.00	-32.34	6.84	10.82	Average																																																																																																																																																																																																										
11	18.084	28.40	60.00	-31.60	17.60	10.80	QP																																																																																																																																																																																																										
12	18.084	19.41	50.00	-30.59	8.61	10.80	Average																																																																																																																																																																																																										

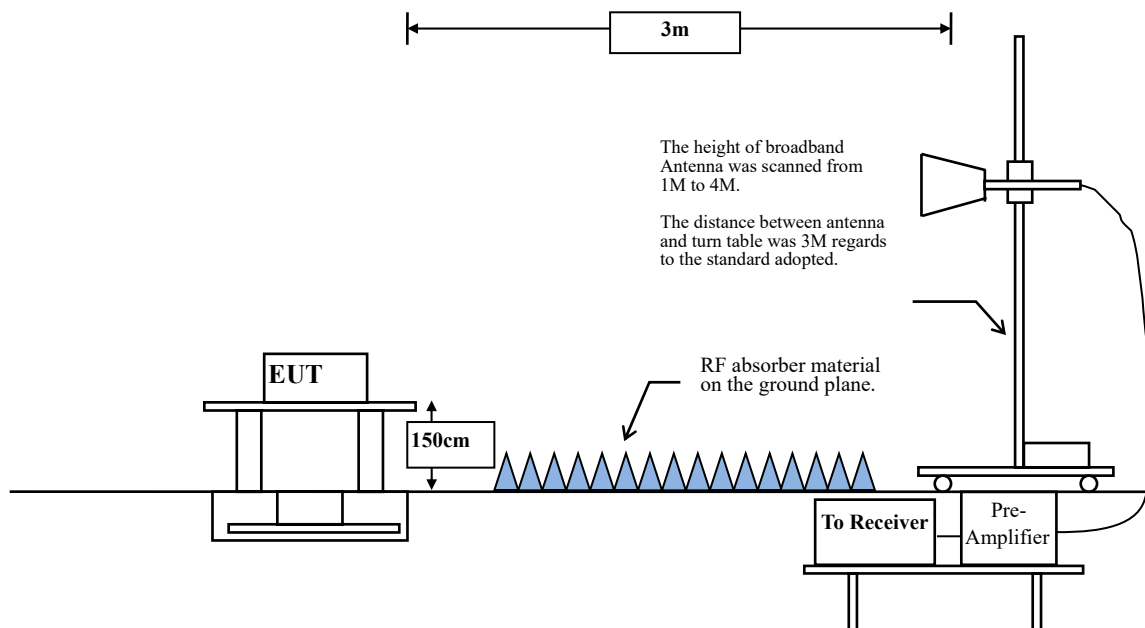
3. Radiated Emission

3.1. Test Setup

Radiated Emission Below 1 GHz



Radiated Emission Above 1 GHz



3.2. Limits

FCC Part 15 Subpart B Paragraph 15.109 Limits		
Frequency MHz	$\mu\text{V}/\text{m}$ @3m	$\text{dB}\mu\text{V} / \text{m}@3\text{m}$
30-88	100	40
88-216	150	43.5
216-960	200	46
Above 960	500	54

Remarks: 1. RF Voltage ($\text{dB}\mu\text{V}$) = $20 \log$ RF Voltage (μV)

2. In the Above Table, the tighter limit applies at the band edges.

3. Distance refers to the distance in meters between the measuring instrument antenna and the closed point of any part of the device or system.

3.3. Test Procedure

Measuring the frequency range below 1GHz, the EUT is placed on a turn table which is 0.8 meter above ground, when measuring the frequency range above 1GHz, the EUT is placed on a turn table which is 1.5 meter above ground.

The turn table can rotate 360 degrees to determine the position of the maximum emission level. The EUT was positioned such that the distance from antenna to the EUT was 3 meters.

The antenna can move up and down between 1 meter and 4 meters to find out the maximum emission level.

Both horizontal and vertical polarization of the antenna are set on measurement. In order to find the maximum emission, all of the interface cables must be manipulated according to ANSI C63.10: 2013 on radiated measurement.

The resolution bandwidth below 1GHz setting on the field strength meter is 120 kHz and above 1GHz is 1MHz. Radiated emission measurements below 1GHz are made using broadband Bilog antenna and above 1GHz are made using Horn Antennas.

The measurement is divided into the Preliminary Measurement and the Final Measurement.

The suspected frequencies are searched for in Preliminary Measurement with the measurement antenna kept pointed at the source of the emission both in azimuth and elevation, with the polarization of the antenna oriented for maximum response. The antenna is pointed at an angle towards the source of the emission, and the EUT is rotated in both height and polarization to maximize the measured emission. The emission is kept within the illumination area of the 3 dB bandwidth of the antenna.

The measurement frequency range from 30MHz - 10th Harmonic of fundamental was investigated.

3.4. Test Result of Radiated Emission

