


**APPENDIX 3: Photographs of test setup**


**Conducted Emission**




## Radiated Spurious Emission



**Below 1 GHz**



**Above 1 GHz**




### Worst Case Position


**X-axis**



**Y-axis**



**Z-axis**



**End of Report**