

CASIO

CASIO
MTG-B1000-OCW-S4000
Quick Reference Manual CW5526

Using the Watch

Charging

Remove the watch from your wrist and place it in a brightly lit area.

- The watch may become hot when exposed to light for charging. Take care to avoid burn injury.
- Avoid charging in locations where it is very hot.

Power Saving

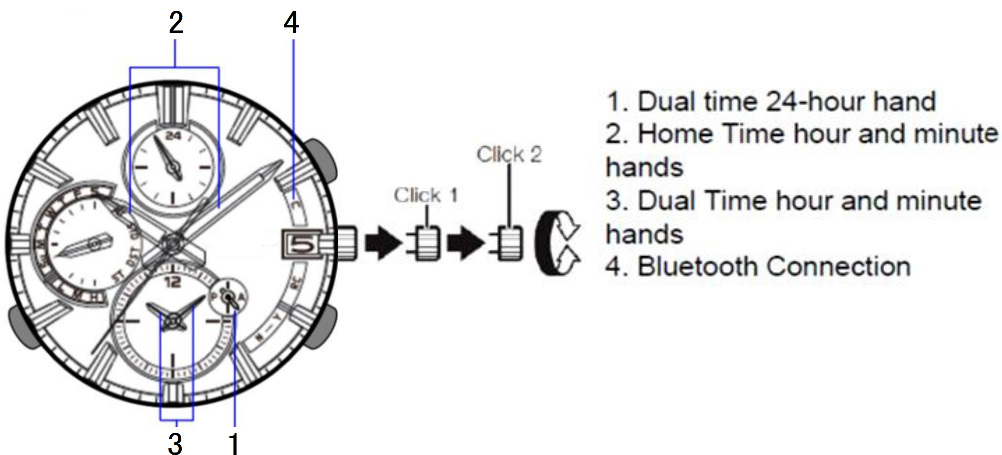
- Leaving the watch in a dark location for about one week will cause all hands to stop at 12 o'clock

Battery Alerts

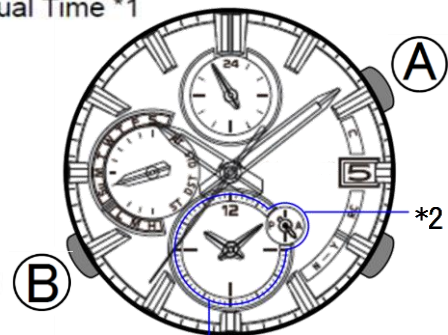
- Low Battery
Second hand jumps every two seconds (Low Battery Alert).
- Dead Battery
All hands stopped at 12 o'clock

Watch Operations

You can view the current time in your Home City and in one more time zone.



Swapping Home Time and Dual Time *1

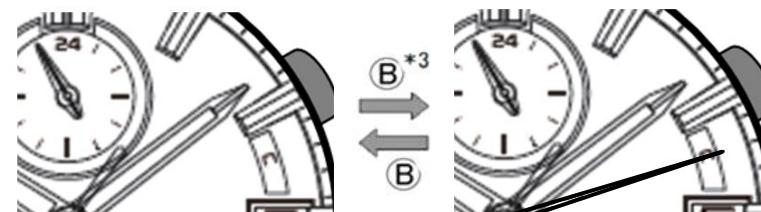


Dual Time dial
(Current time in another time zone)

*1 Hold down (A) for at least three seconds to swap your Home Time and Dual Time.

*2 Dual time 24-hour hand

Bluetooth Connection



Connected with a mobile phone

*3 Hold down (B) for about 1.5 seconds to connect via Bluetooth.