

APPENDIX 3: Photographs of test setup

Conducted emission
(Cradle Type A)




Photo 1




Photo 2

UL Japan, Inc.

Ise EMC Lab.

4383-326 Asama-cho, Ise-shi, Mie-ken 516-0021 JAPAN

Telephone : +81 596 24 8999

Facsimile : +81 596 24 8124

Conducted emission
(Cradle Type B)




Photo 1




Photo 2

UL Japan, Inc.

Ise EMC Lab.

4383-326 Asama-cho, Ise-shi, Mie-ken 516-0021 JAPAN

Telephone : +81 596 24 8999

Facsimile : +81 596 24 8124

Radiated emission




Photo 1




Photo 2

UL Japan, Inc.

Ise EMC Lab.

4383-326 Asama-cho, Ise-shi, Mie-ken 516-0021 JAPAN

Telephone : +81 596 24 8999

Facsimile : +81 596 24 8124


Worst Case Position

[Below 30 MHz] Y-axis, [Above 30 MHz] Horizontal: X-axis / Vertical: Z-axis

X-axis



Y-axis



Z-axis




On Cradle




With/Without Tag


with Tag (TypeA)




with Tag (TypeB)



with Tag (Felica)



with Tag (ISO15693)



Without Tag



End of Report

UL Japan, Inc.

Ise EMC Lab.

4383-326 Asama-cho, Ise-shi, Mie-ken 516-0021 JAPAN

Telephone : +81 596 24 8999

Facsimile : +81 596 24 8124