

**APPENDIX 3: Photographs of test setup**


**Conducted emission**

**Battery circuit side**




## Conducted Emission


### USB circuit side




## Radiated Spurious Emission



Below 1 GHz



Above 1 GHz



### Worst Case Position

**X-axis**



**Y-axis**



**Z-axis**



**End of Report**