



**APPENDIX 3: Photographs of test setup**

**Radiated Spurious Emission**


**Front**




**Rear (Below 30 MHz)**



**Rear (Below 1 GHz)**



**Rear (Above 1 GHz)**




### Worst Case Position


**X-axis**




**Y-axis**




**Z-axis**



## Antenna Terminal Conducted Tests



**Photo 1**



**Photo 2**

**End of Report**

---

**UL Japan, Inc.**

**Shonan EMC Lab.**

1-22-3 Megumigaoka, Hiratsuka-shi, Kanagawa-ken, 259-1220 JAPAN

Telephone : +81 463 50 6400

Facsimile : +81 463 50 6401