

APPENDIX 3: Photographs of test setup

Conducted Emission
(with dummy watch)




Photo 1



Photo 2

UL Japan, Inc.
Shonan EMC Lab.

1-22-3 Megumigaoka, Hiratsuka-shi, Kanagawa-ken, 259-1220 JAPAN
Telephone : +81 463 50 6400
Facsimile : +81 463 50 6401

Conducted Emission
(without dummy watch)




Photo 1



Photo 2

UL Japan, Inc.
Shonan EMC Lab.

1-22-3 Megumigaoka, Hiratsuka-shi, Kanagawa-ken, 259-1220 JAPAN
Telephone : +81 463 50 6400
Facsimile : +81 463 50 6401

Radiated Emission
(with dummy watch)



Photo 1




Photo 2




Photo 3




Photo 4




Photo 5

Radiated Emission
(without dummy watch)



Photo 1




Photo 2




Photo 3




Photo 4




Photo 5

Pre-check of Worst Case Position

X-axis with dummy



X-axis without dummy



Y-axis with dummy



Y-axis without dummy



Z-axis with dummy



Z-axis without dummy




RF Exposure

(E-Field)



(H-Field)



End of Report