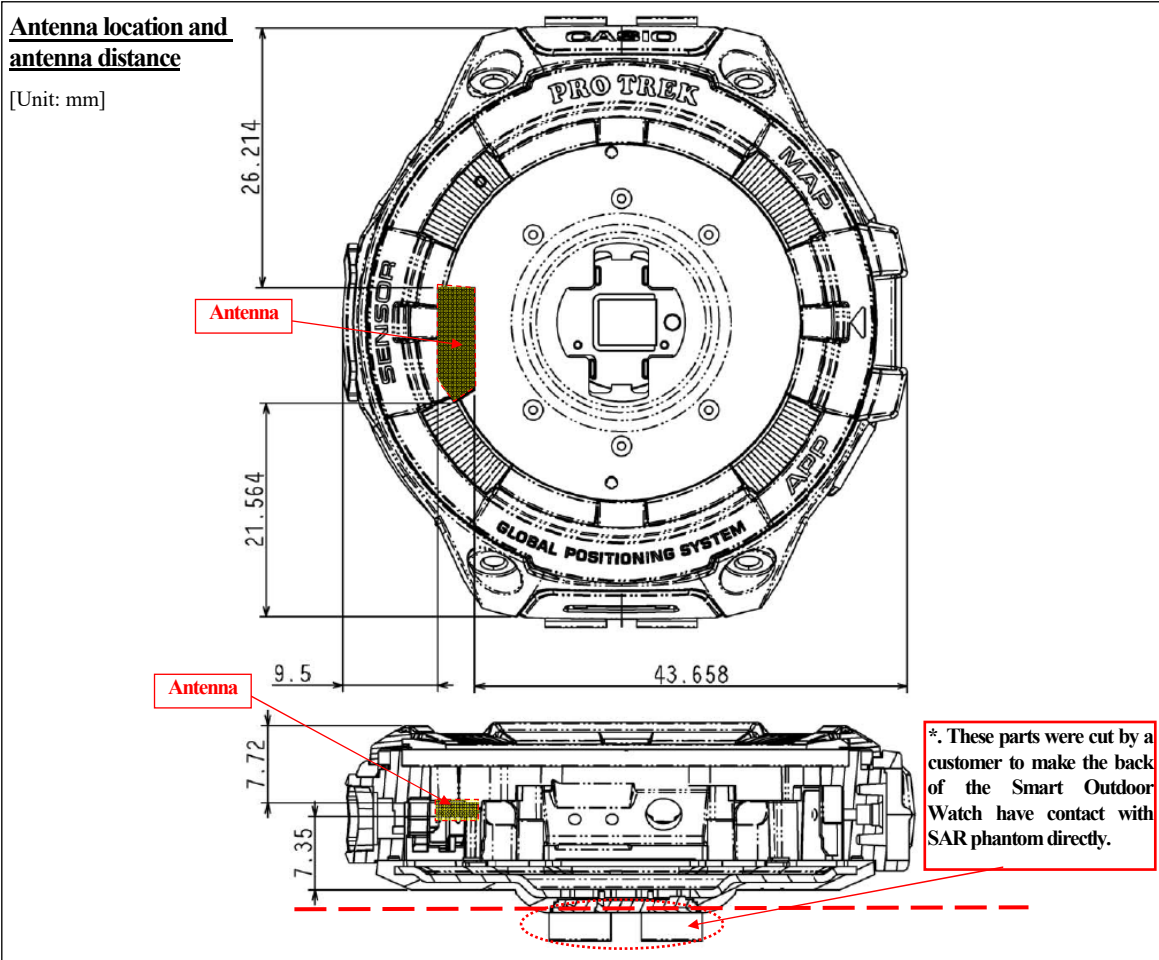




APPENDIX 1: Photographs of EUT and SAR test setup

Appendix 1-1: Photograph of EUT and antenna position



Appendix 1-2: EUT and support equipment



Description of EUT and Support Equipment

No.	Item	Model number	Serial number	Manufacturer	Remark
A	Smart Outdoor Watch	WSD-F21	6	CASIO COMPUTER CO., LTD.	EUT.
B	Laptop Computer (UL control#: SRE-111)	E1Q57PA#ABJ	5CB3310KHW	Hewlett Packard	Support equipment
C	AC Adaptor (Laptop PC)	(M/N)PPP009L-E	3453442403	Hewlett Packard	Support equipment

List of cables used

No.	Name	Length (m)	Shield
①	USB cable	0.4	Shielded
②	Charge cable (USB)	0.15	Shielded
③	USB cable (*. Extension)	0.5	Shielded

No.	Name	Length (m)	Shield
④	DC cable (AC adaptor)	1.7	Unshielded
⑤	AC cable (AC adaptor)	0.9	Unshielded

Appendix 1-3: Photograph of test setup

Position	Setup photographs		
Back (Touch)			
Front (10mm gap)			