

APPENDIX 3: Photographs of test setup

Conducted Emission
(DC 3.8 V line)



Conducted Emission
(DC 5.0 V line)




Radiated Spurious Emission

Below 1 GHz

Front




Rear




Above 1 GHz

Front




Rear




Worst Case Position


X-axis



Y-axis



Z-axis



End of Report