

**APPENDIX 3: Photographs of test setup**

**Conducted Emission**  
(DC 3.8 V line)




**Conducted Emission**  
(DC 5.0 V line)




## Radiated Spurious Emission

Below 1 GHz

Front



Rear



Above 1 GHz

Front




Rear




## Pre-check of Worst Case Position


**X-axis**



**Y-axis**



**Z-axis**



**End of Report**