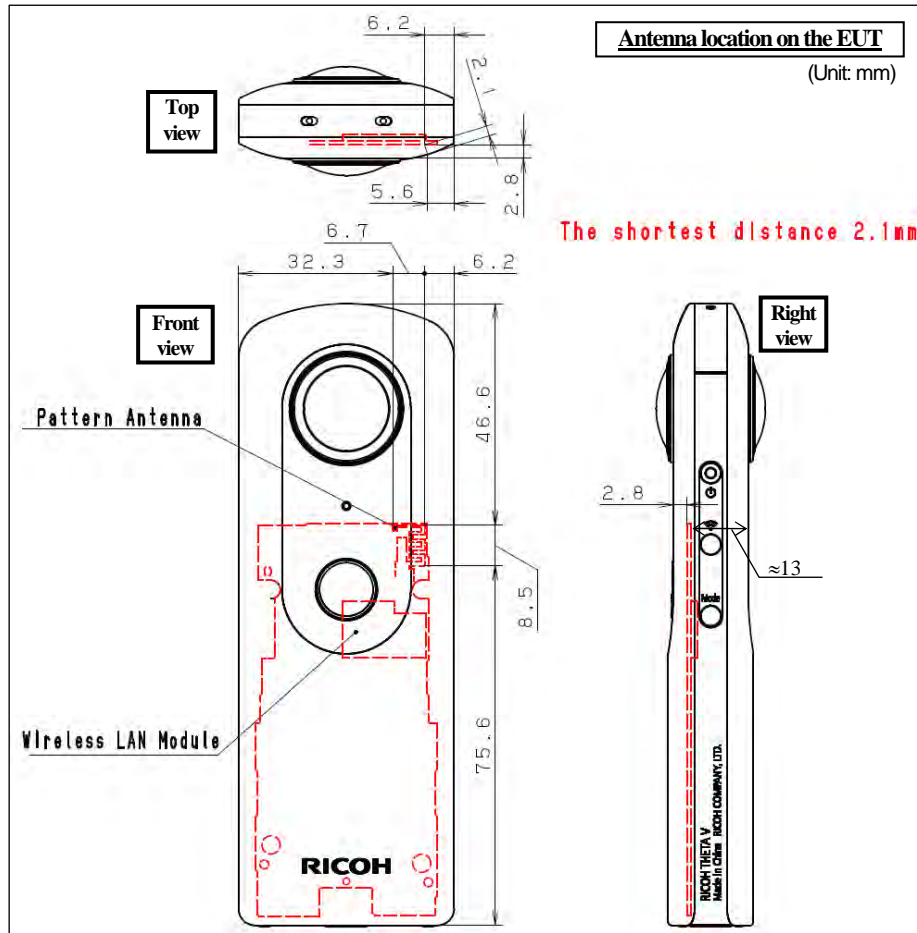



APPENDIX 1: Photographs of test setup

Appendix 1-1: Photograph of EUT and antenna position



Appendix 1-2: EUT and support equipment



Description of EUT and Support Equipment

No.	Item	Model number	Serial number	Manufacturer	Remark
A	Digital Camera	RICOH THETA V	YL00000260	RICOH COMPANY, LTD.	EUT
B	Laptop PC (ULJ#SRE-124)	7666-77J	LV-B8R1X 08/05	Lenovo	Support equipment.
C	AC Adaptor	92P1154	11S92P1154Z1ZDXP1DBFDN_Rev:N	Lenovo	Support equipment.
















List of cables used

No.	Name	Length (m)	Shield	No.	Name	Length (m)	Shield
①	USB cable (accessory)	0.45	Shielded	③	DC cable (AC adaptor) (SRE-124)	1.4	Unshielded
②	USB extension cable (*Used SAR test alone.)	1.1	Shielded	④	AC cable (AC adaptor) (SRE-124)	0.8	Unshielded



















Appendix 1-3: Photograph of test setup

Position	Setup photographs (2.4GHz band)		
Front-right (Touch)			
Front-right (Battery operation) (Touch)			
Front-right (Repeat) (Touch)			










Appendix 1-3: Photograph of test setup (cont'd)

Position	Setup photographs (2.4GHz band)		
Front (Touch)			
Right (Touch)			
Back (Touch)			
Front-right (no device holder) (Touch)			
			

Appendix 1-3: Photograph of test setup (cont'd)

Position	Setup photographs (W52 band)		
Front-right (Touch)			
			
Front-right (Battery operation) (Touch)			
			
Front-right (Repeat) (Touch)			
			

Appendix 1-3: Photograph of test setup (cont'd)

Position	Setup photographs (W52 band)		
Front (Touch)			
Right (Touch)			
Back (Touch)			
Front-right (no device holder) (Touch)	